

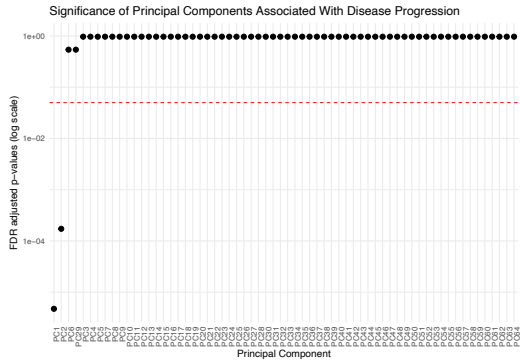
# Extended Data Figures

## Remodelling of the skin stromal niche during melanoma transformation

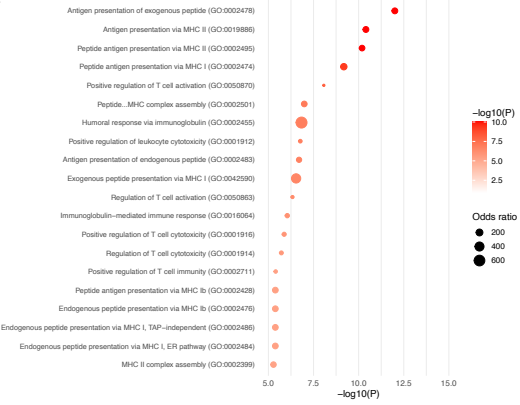
Jacob Karlström<sup>1,2</sup>, Teo Helkkula<sup>2,3</sup>, Charlotta Hedner<sup>2,4</sup>, Martin Lauss<sup>1,2</sup>, Katja Harbst<sup>1,2</sup>, Kamila Kaminska<sup>1,2</sup>, Florian Jeanneret<sup>1,2</sup>, Bengt Phung<sup>1,2</sup>, Anna Hafström<sup>5</sup>, Ana Carneiro<sup>2,6</sup>, Kristian Pietras<sup>2,7</sup>, Karolin Isaksson<sup>2,8</sup>, Kari Nielsen<sup>2,3,9,10</sup>, Göran Jönsson<sup>1,2,10</sup>

1. Division of Oncology, Department of Clinical Sciences, Faculty of Medicine, Lund University, Lund, Sweden
2. Lund University Cancer Center
3. Department of Dermatology, Skåne University Hospital, Lund, Sweden
4. Department of Pathology, Skåne University Hospital, Lund, Sweden
5. Department of ORL, Head & Neck Surgery, Skåne University Hospital, Lund, Sweden
6. Department of Oncology, Skåne University Hospital, Lund, Sweden
7. Division of Translational Cancer Research, Department Laboratory Medicine, Faculty of Medicine, Lund University, Lund, Sweden
8. Department of Surgery, General Hospital of Kristianstad, Kristianstad, Sweden
9. Division of Dermatology, Department of Clinical Sciences, Faculty of Medicine, Lund University, Lund, Sweden
10. Shared senior authors

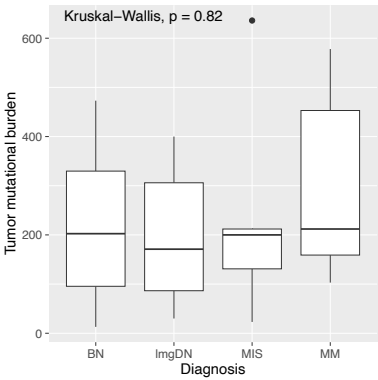
A.



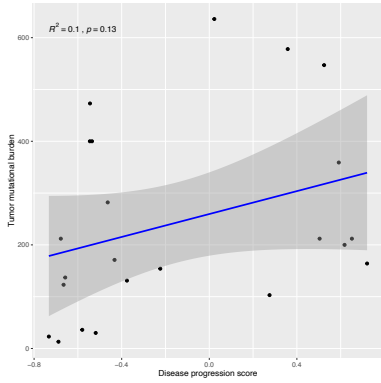
B.

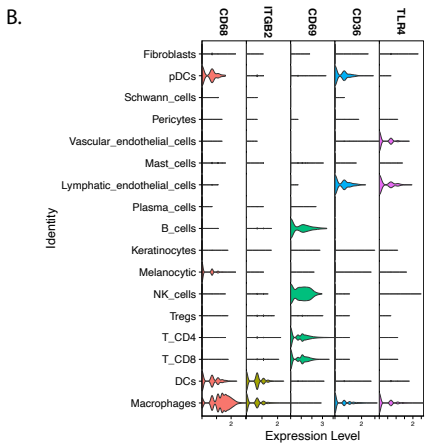
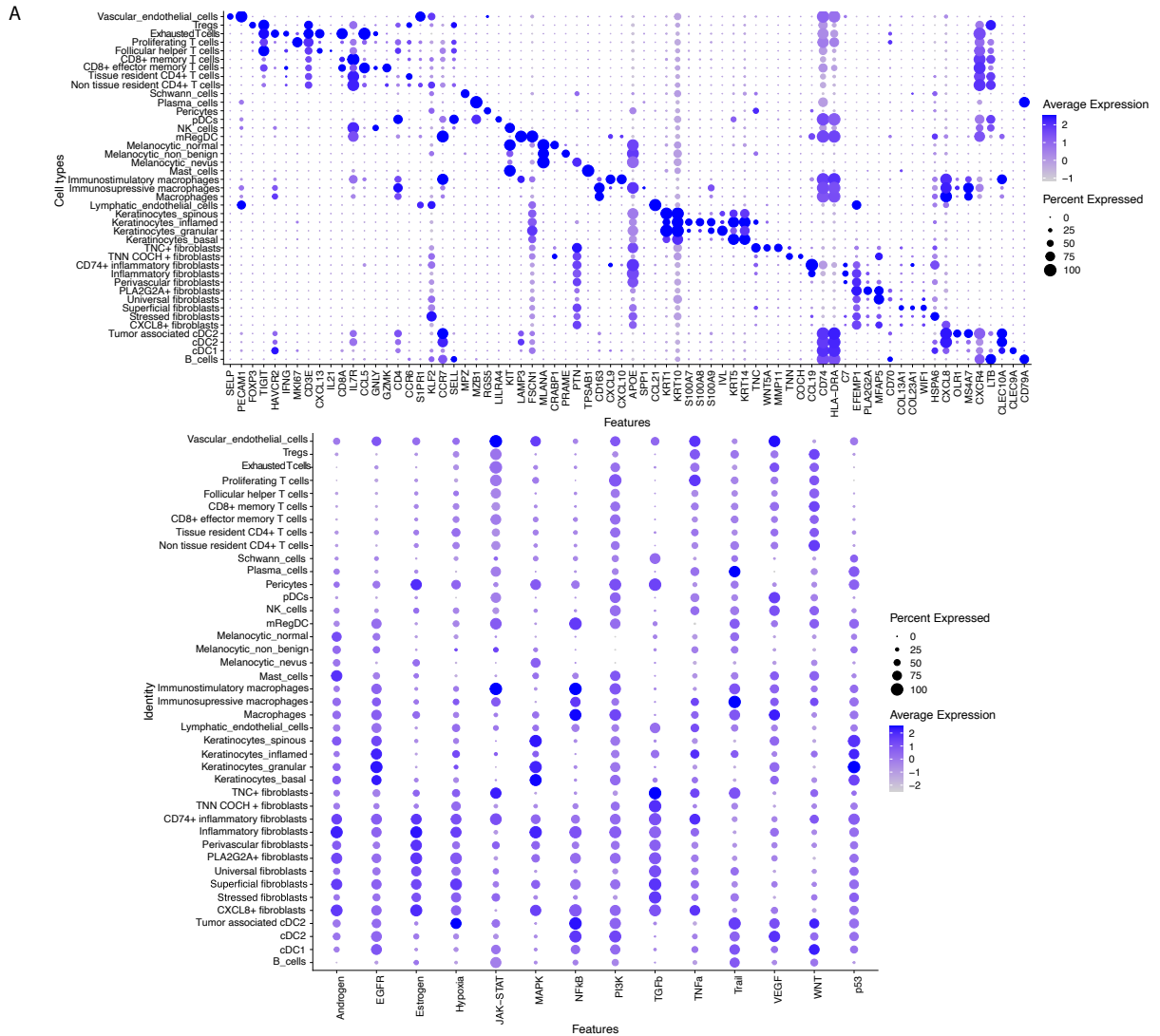


C.



D.





Extended Data Figure 3

