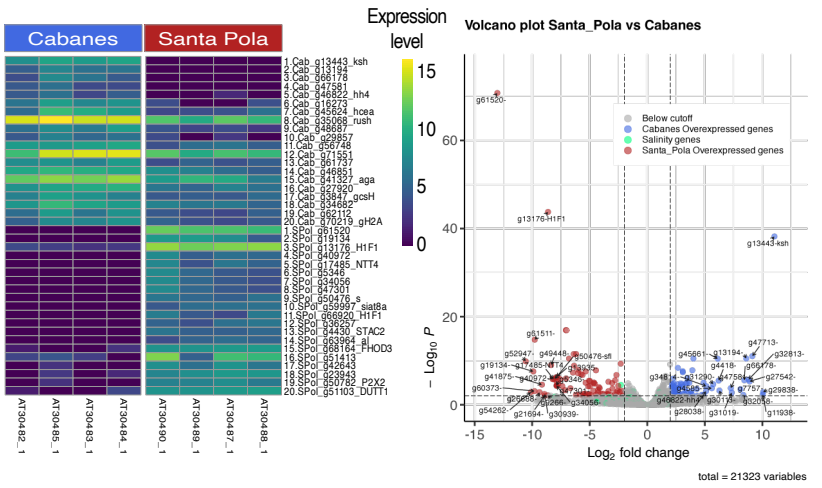
Cabanes
Santa Pola
Expression level
15
10
5
0
Volcano plot Santa_Pola vs Cabanes
Below cutoff
Cabanes Overexpressed genes
Salinity genes
Santa_Pola Overexpressed genes
$-\log_{10} P$
$\log_2$ fold change
total = 21323 variables

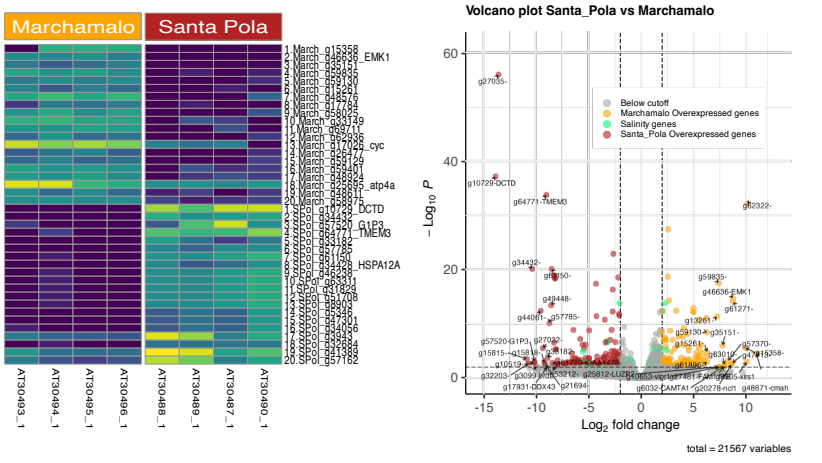
Marchamalo
Santa Pola
Volcano plot Santa_Pola vs Marchamalo
Below cutoff
Marchamalo Overexpressed genes
Salinity genes
Santa_Pola Overexpressed genes
$-\log_{10} P$
$\log_2$ fold change
total = 21567 variables

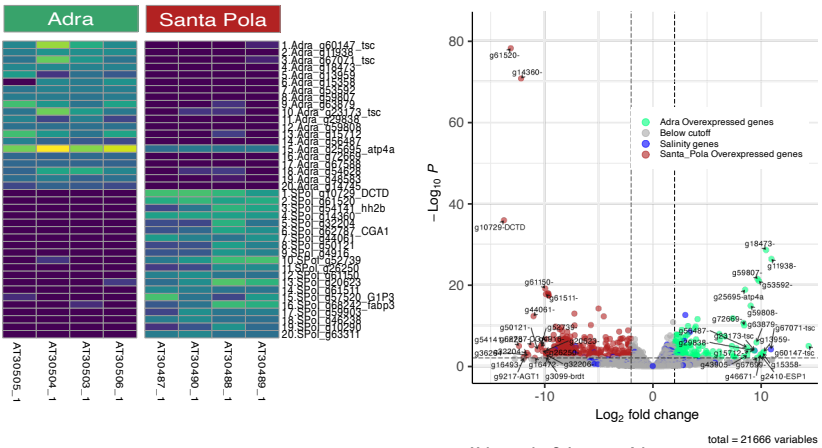
Adra
Santa Pola
Volcano plot Santa_Pola vs Adra
Adra Overexpressed genes
Below cutoff
Salinity genes
Santa_Pola Overexpressed genes
$-\log_{10} P$
$\log_2$ fold change
total = 21666 variables

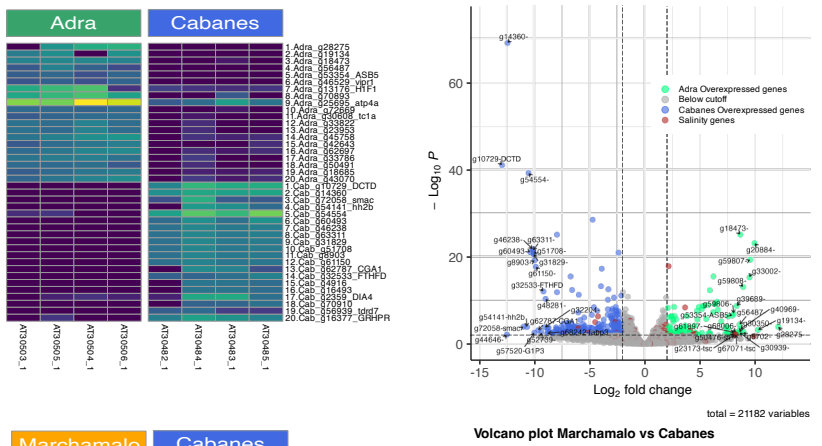
Adra
Cabanes
Volcano plot Cabanes vs Adra
Adra Overexpressed genes
Below cutoff
Cabanes Overexpressed genes
Salinity genes
$-\log_{10} P$
$\log_2$ fold change
total = 21182 variables

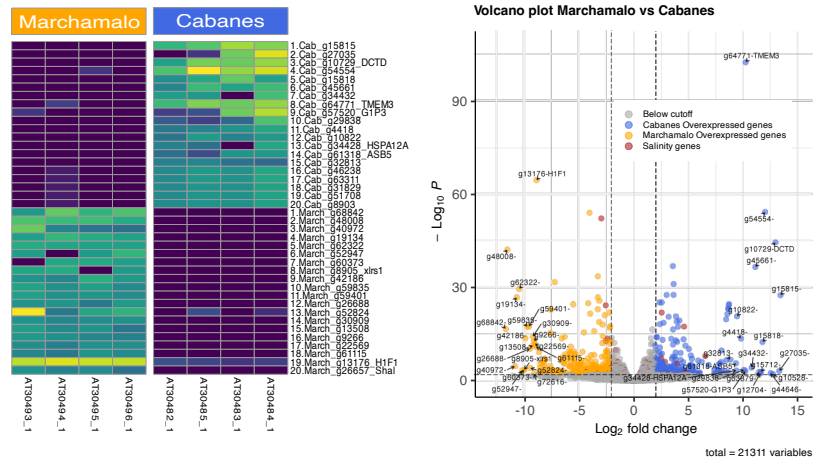
Marchamalo
Cabanes
Volcano plot Marchamalo vs Cabanes
Below cutoff
Cabanes Overexpressed genes
Marchamalo Overexpressed genes
Salinity genes
$-\log_{10} P$
$\log_2$ fold change
total = 21311 variables