Supplementary figures of original western blot for three repeats

1. The SCIN of PFC (Con,VPA)

2.The SCIN of PFC (Con,VPA,VPA+shRNA(NC2),VPA+shRNA(SCIN))



3. The PSD95 of PFC (Con,VPA)



4. The PSD95 of PFC (Con,VPA,VPA+shRNA(NC2),VPA+shRNA(SCIN))

5. The SYP of PFC (Con,VPA)



6. The SYP of PFC (Con,VPA,VPA+shRNA(NC2),VPA+shRNA(SCIN))

7. The total β-catenin of PFC (Con,VPA)

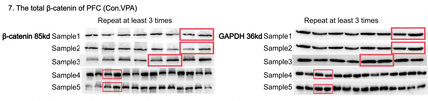

8. The total β-catenin of PFC (Con,VPA,VPA+shRNA(NC2),VPA+shRNA(SCIN))



9. The Nucleus β-catenin of PFC (Con,VPA)

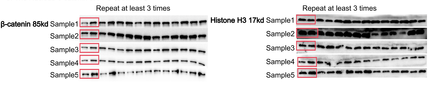

10. The Nucleus β-catenin of PFC (Con,VPA,VPA+shRNA(NC2),VPA+shRNA(SCIN))

11. The Cytoplasm β-catenin of PFC (Con,VPA)



12. The Cytoplasm β-catenin of PFC (Con,VPA,VPA+shRNA(NC2),VPA+shRNA(SCIN))



13. The Engrailed-1 of PFC (Con,VPA,VPA+shRNA(NC2),VPA+shRNA(SCIN))

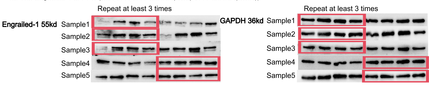
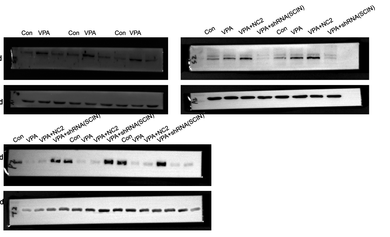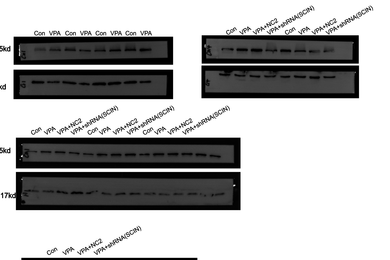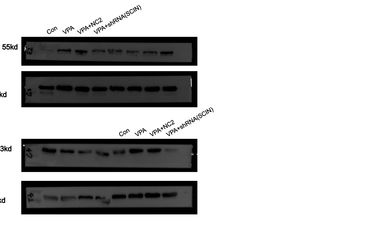
14. The Cyclin D1 of PFC (Con,VPA,VPA+shRNA(NC2),VPA+shRNA(SCIN))