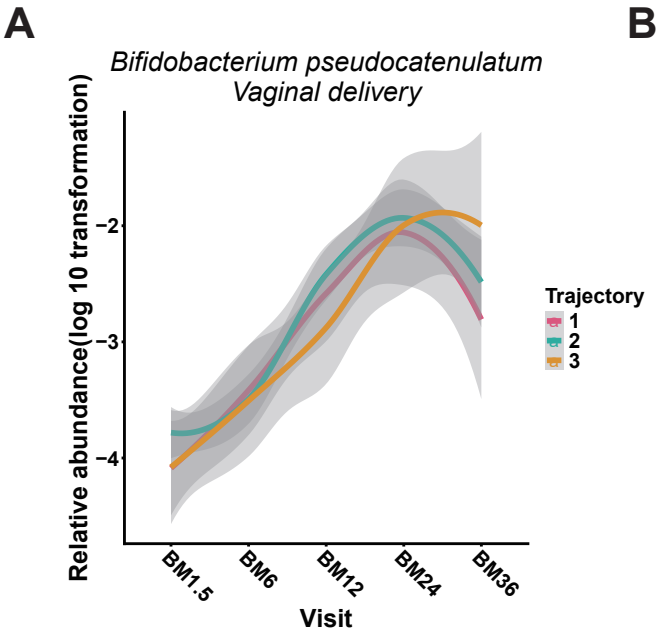
A
Bifidobacterium pseudocatenulatum
Vaginal delivery
Relative abundance(log 10 transformation)
−2
−3
−4
BM1.5
BM6
BM12
BM24
BM36
Visit
Trajectory
1
2
3

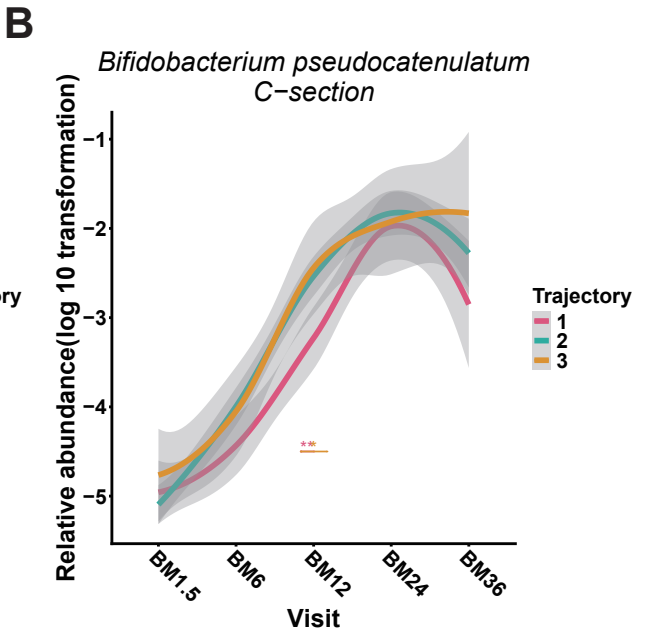
B
Bifidobacterium pseudocatenulatum
C−section
Relative abundance(log 10 transformation)
−1
−2
−3
−4
−5
**
BM1.5
BM6
BM12
BM24
BM36
Visit
Trajectory
1
2
3

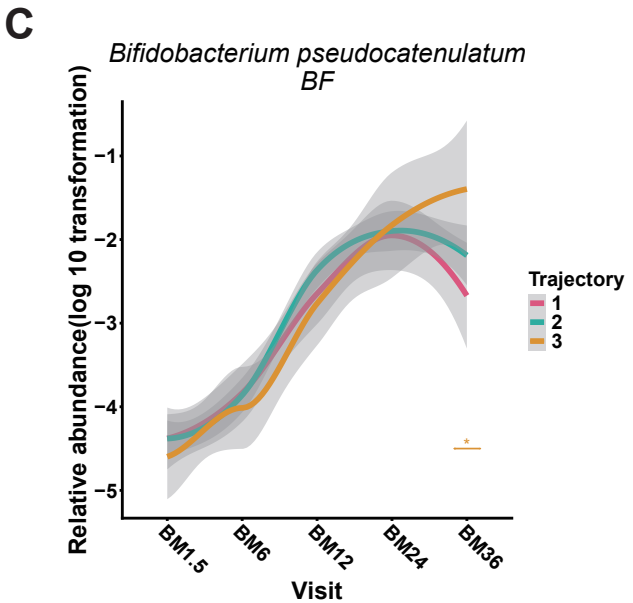
C
Bifidobacterium pseudocatenulatum
BF
Relative abundance(log 10 transformation)
−1
−2
−3
−4
−5
*
BM1.5
BM6
BM12
BM24
BM36
Visit
Trajectory
1
2
3