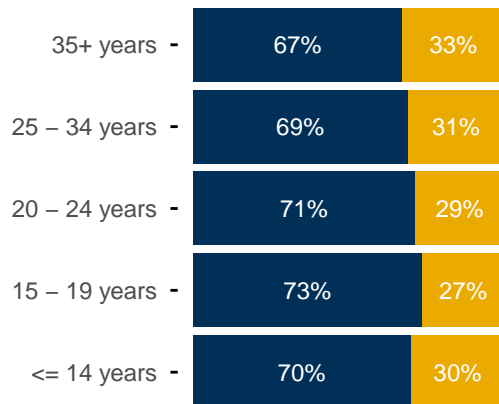
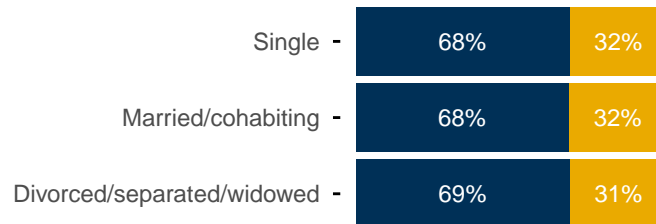


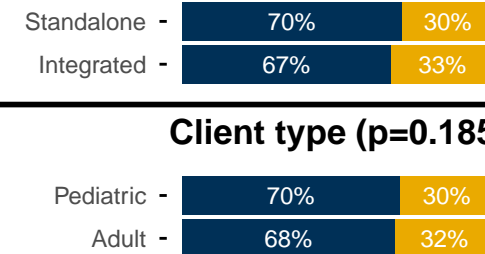
### Age group (in years) (p<0.001)




### Marital status (p=0.776)



### ART status (p<0.001)



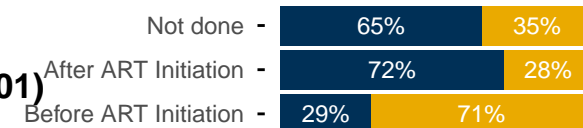
### Client type (p=0.185)



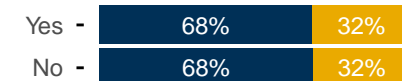
### Time to ART initiation (p<0.001)



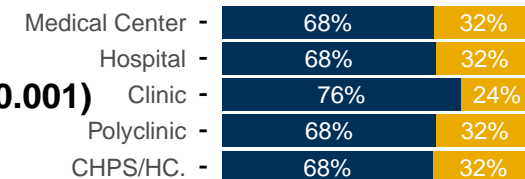
### First Viral load test Time (p<0.001)



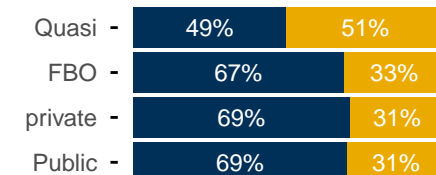
### Provided address at initiation (p=0.001)



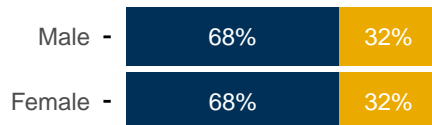
### Facility type (p=0.020)



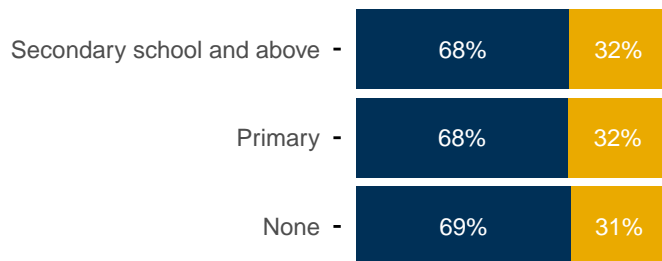
### Facility ownership (p<0.001)



### Sex (p=0.797)



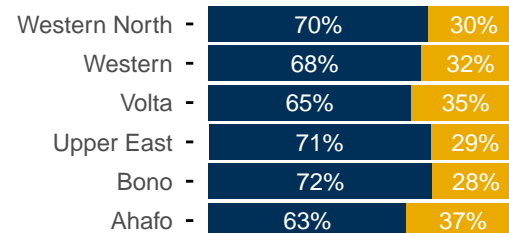
### Highest education (p=0.651)



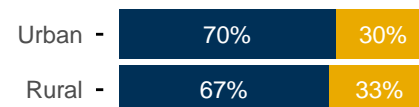
### Occupation (p<0.001)




### Region of residency (p<0.001)



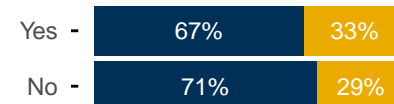
### Rural–Urban residency (p<0.001)




### Smoking history (p=0.948)



### Provided phone number at initiation (p<0.001)



### HIV Type (p=0.822)



IIT anytime No interruption Treatment interruption