Supplemental Figure 4

A

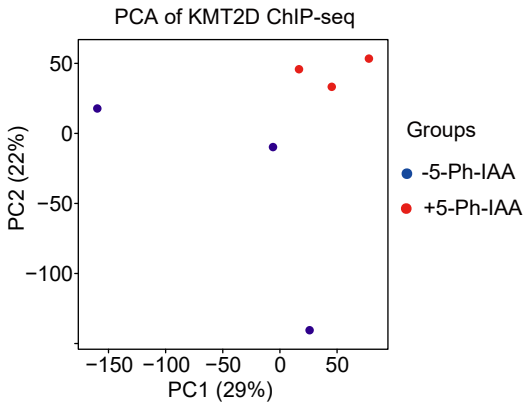

B

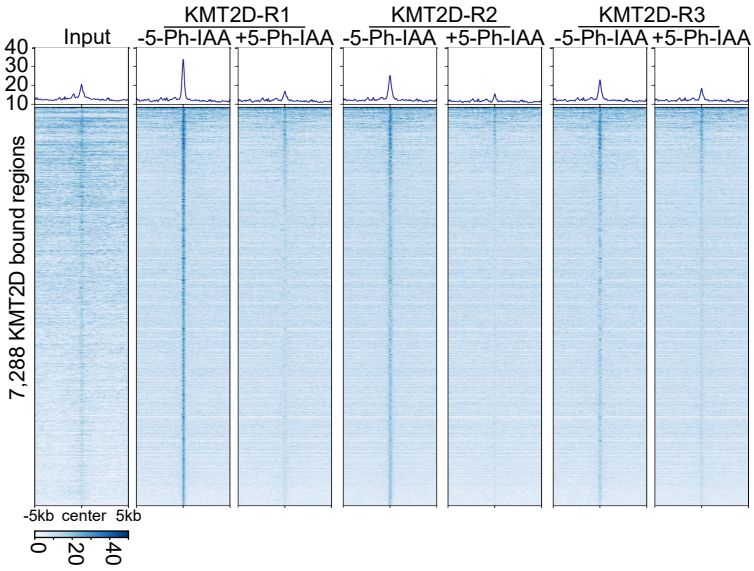

C

Homer motif enrichment for KMT2D bound enhancers

Factor	Logo	P value
GATA:SCL		1e-49
GATA1		1e-44
GATA2		1e-43
GATA6		1e-37
GATA3		1e-34
TRPS1		1e-33
GATA4		1e-31
KLF4		1e-16
KLF3		1e-12
EKLF		1e-11

Homer motif enrichment for KMT2D bound promoters

Factor	Logo	P value
GATA1		1e-30
ZNF281		1e-28
GATA6		1e-28
GATA2		1e-27
GATA4		1e-25
GATA3		1e-25
SP1		1e-21
GATA:SCL		1e-21
TRPS1		1e-20
KLF3		1e-18

D

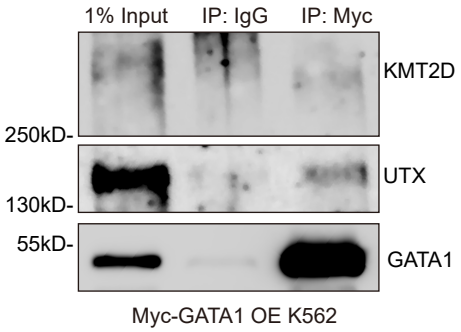

E

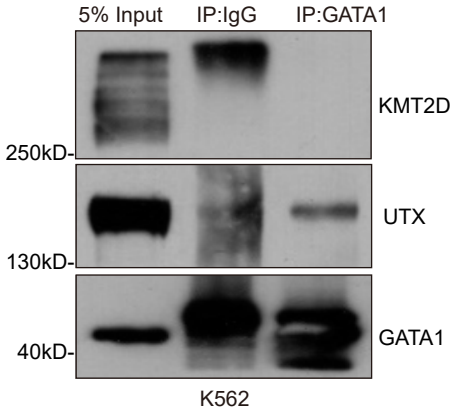
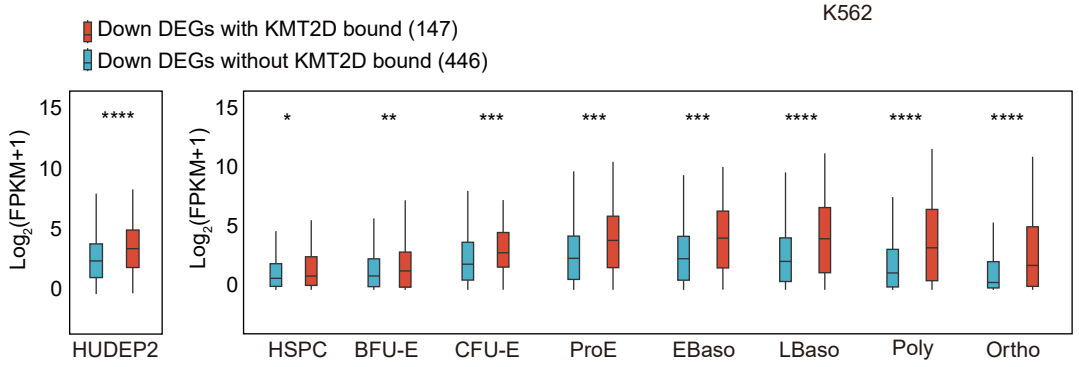
F