Locus: ETR B

N°W	1	2	3	4		5	6	7	8	9	10	11	12	13	14	15	16	17	18	19	20	21	22		23	24
ID	H37 Rv	79	90	91	SM	97	108	118	120	139	369	180	195	204	207	253	259	299	372	300	343	311	372	SM	355	369
Allele	3	2	2	-		-	2	2	2	-	2	4	2	-	2	2	2	-	2	2	-	2	2		2	2

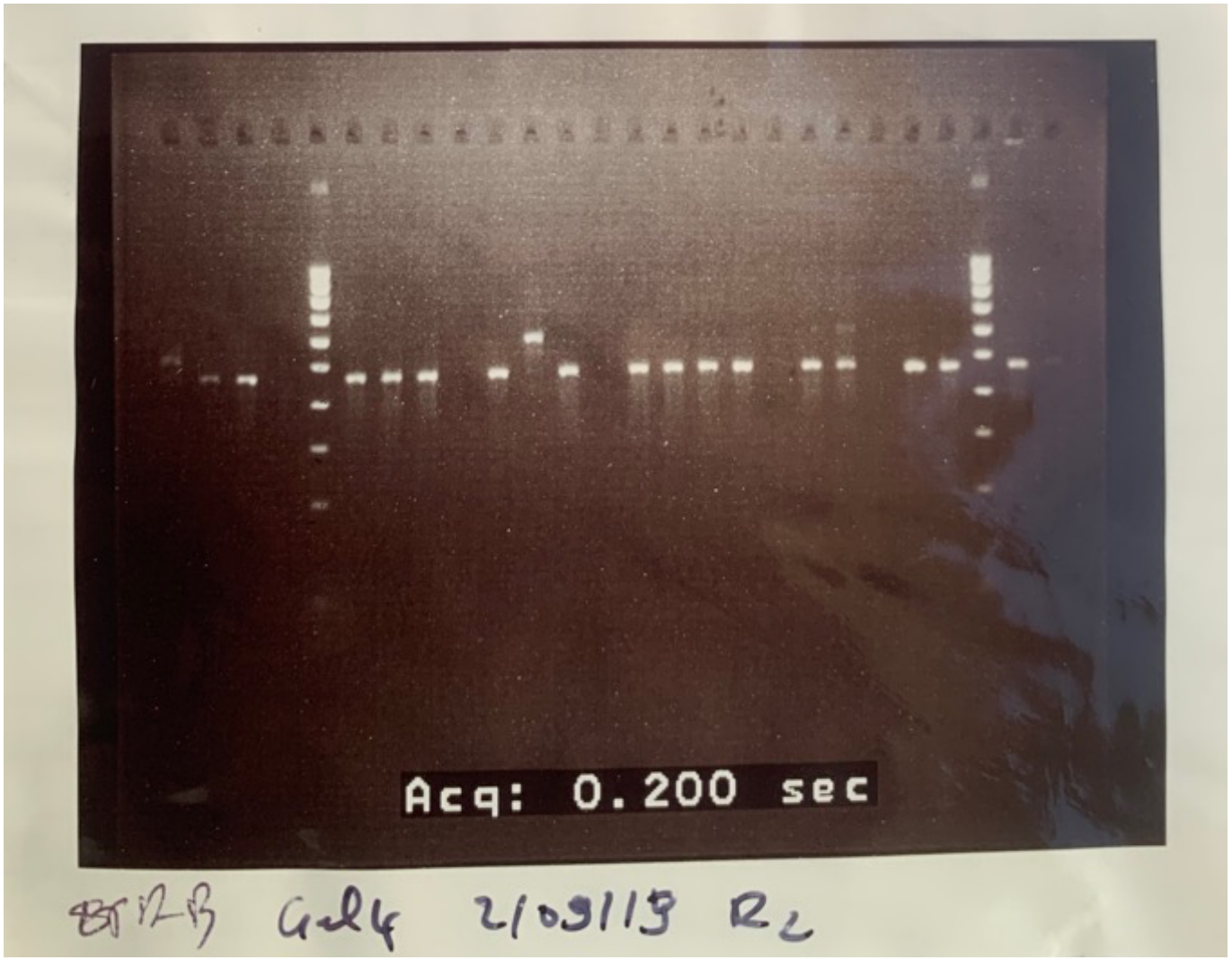

*SM: Size Marker (Ladder); **W**: well; **H37Rv**: positive control MTBC reference strain; ***C**: contamination; "**-** ": negative

Locus: MIRU 49

N°W	1	2	3	4		5	6	7	8	9	10	11	12	13	14	15	16	17	18	19	20	21	22		23	24
ID	H37 Rv	79	90	91	**SM**	97	108	118	120	139	369	180	195	204	207	253	259	299	372	300	343	311	372	**SM**	355	369
Allele	3	2	2	-		2	2	2	-	2	3	2	_	1	2	2	2	-	3	3	-	2	2		2	_

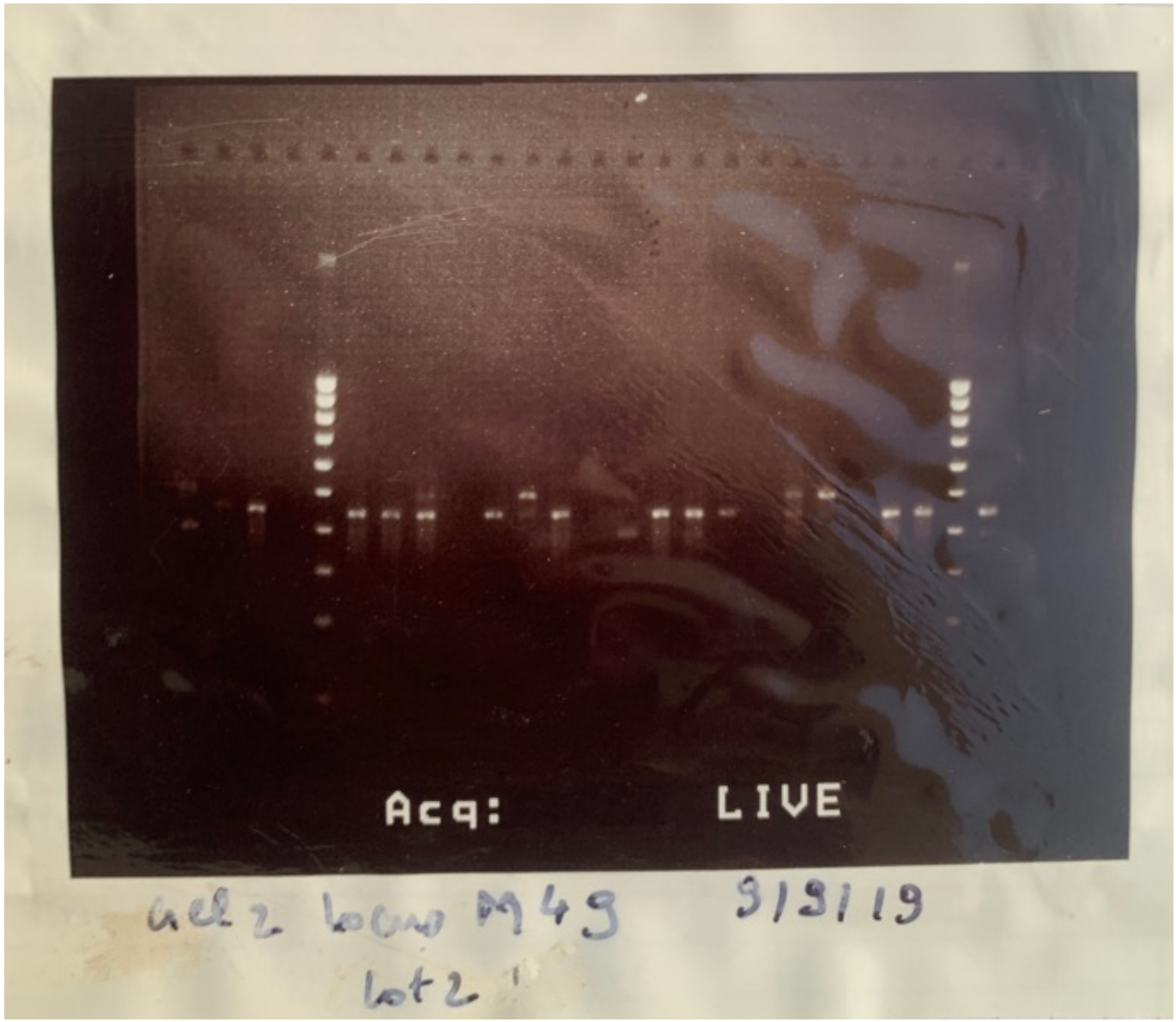

*__SM__: Size Marker (Ladder); **W**: well; **H37Rv**: positive control MTBC reference strain; *__C__: contamination; "**-** ": negative

Locus: MIRU 52

N°W	1	2	3	4		5	6	7	8	9	10	11	12	13	14	15	16	17	18	19	20	21	22		23	24
ID	H37 Rv	79	90	91	**SM**	97	108	118	120	139	369	180	195	204	207	253	259	299	372	300	343	311	372	**SM**	355	369
Allele	5	-	4	-		2	3	2	-	-	4	4	_	3	3	4	3	-	3	4	-	3	3		2	_

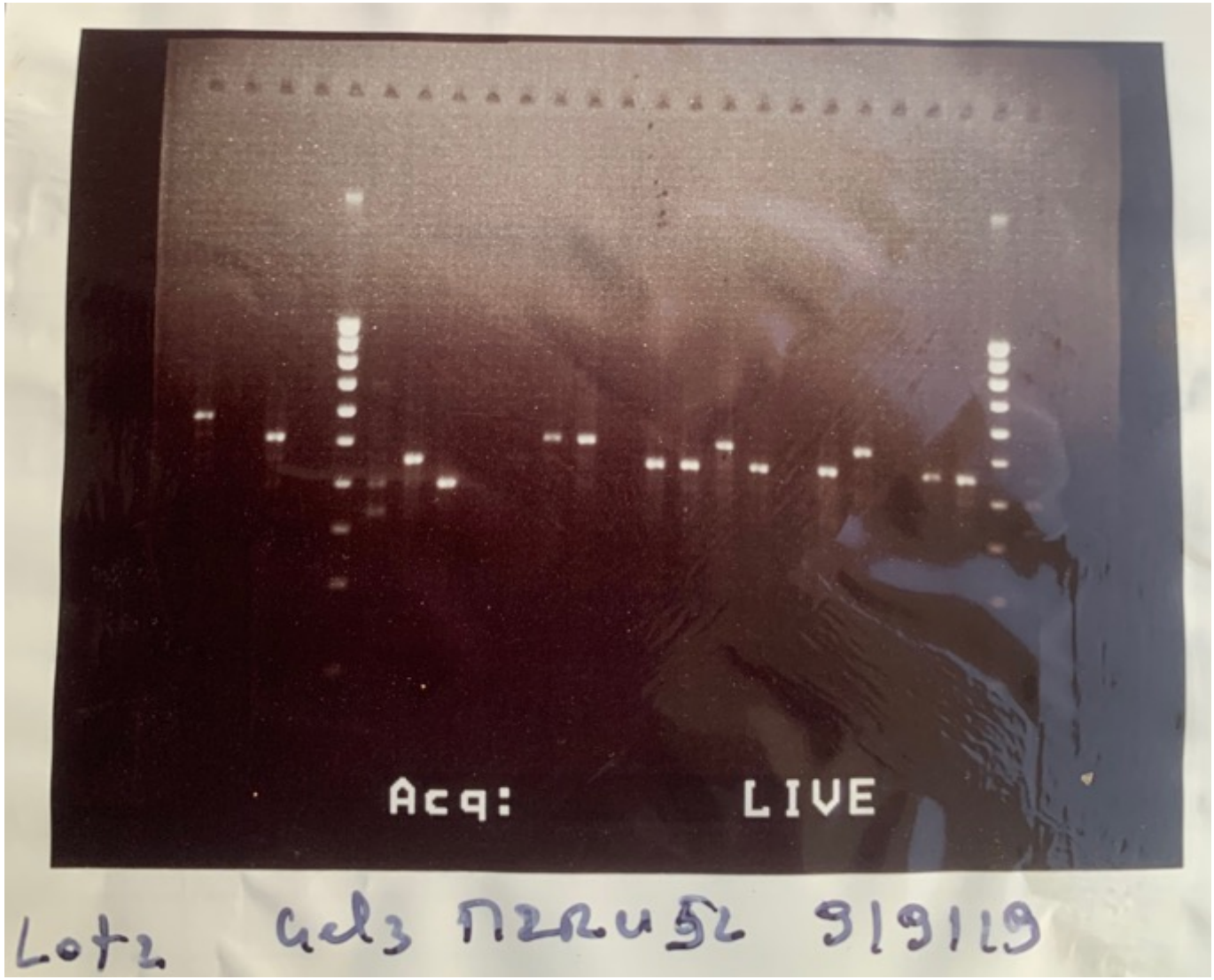

*__SM__: Size Marker (Ladder); __W__: well; __H37Rv__: positive control MTBC reference strain; *__C__: contamination; "__-__ ": negative

Locus: Qub 11B

N°W	1	2	3	4		5	6	7	8	9	10	11	12	13	14	15	16	17	18	19	20	21	22		23	24
ID	H37 Rv	79	90	91	**SM**	97	108	118	120	139	369	180	195	204	207	253	259	299	372	300	343	311	372	**SM**	355	369
Allele	5	3	4	-		3	3	4	-	1	4	4	_	2	3	3	5	-	6	3	-	3	2		-	2

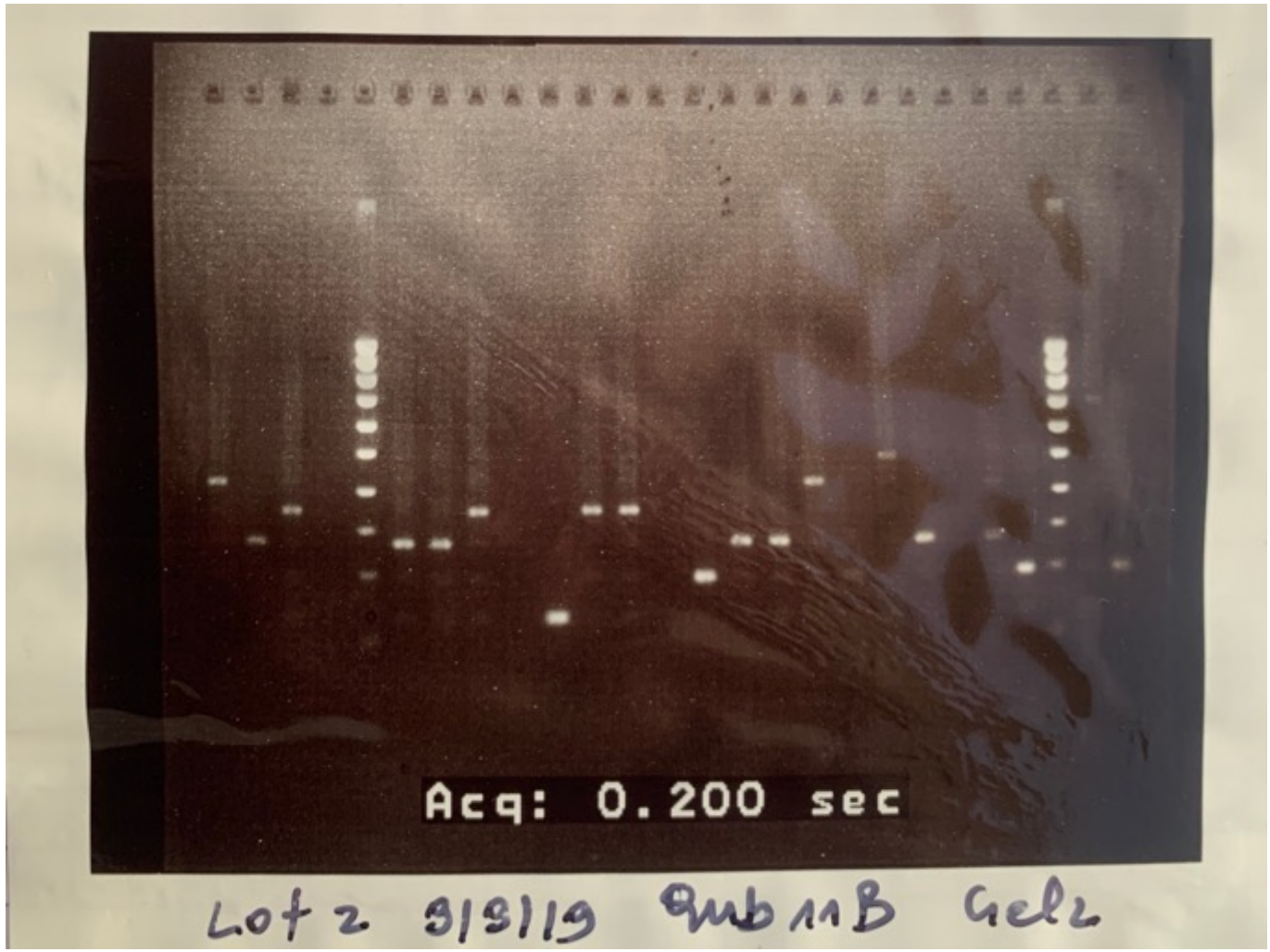

*__SM__: Size Marker (Ladder); **W**: well; **H37Rv**: positive control MTBC reference strain; *__C__: contamination; "**-** ": negative

Locus: MIRU 20

N°W	1	2	3	4		5	6	7	8	9	10	11	12	13	14	15	16	17	18	19	20	21	22		23	24
ID	H37 Rv	375	377	394	**SM**	399	401	405	411	427	434	456	476	536	592	643	673	700	788	804	805	830	832	**SM**	847	849
Allele	5	3	4	-		3	3	4	-	1	4	4	_	2	3	3	5	-	6	3	-	3	2		-	2

*__SM__: Size Marker (Ladder); **W**: well; **H37Rv**: positive control MTBC reference strain; *__C__: contamination; "**-** ": negative

Locus: ETR B

N°W	1	2	3	4		5	6	7	8	9	10	11	12	13	14	15	16	17	18	19	20	21	22		23	24
ID	H37 Rv	375	377	394	**SM**	399	401	405	411	427	434	456	476	536	592	643	673	700	788	804	805	830	832	**SM**	847	849
Allele	3	2	2	-		-	2	2	2	2	2	2	2	-	2	2	-	2	2	2	-	-	2		2	2

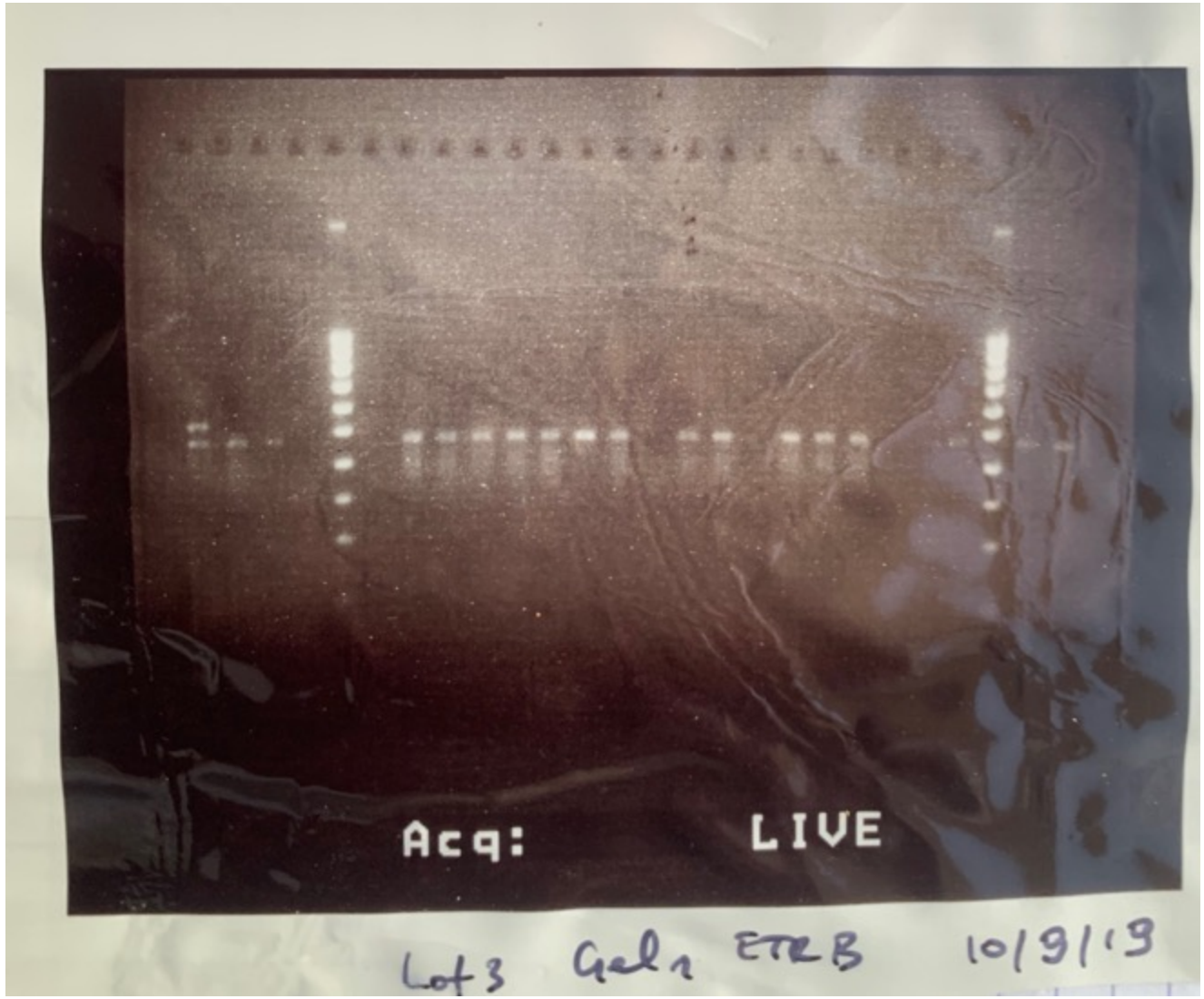

*__SM__: Size Marker (Ladder); **W**: well; **H37Rv**: positive control MTBC reference strain; *__C__: contamination; "**-** ": negative

Locus: MIRU 24

N°W	1	2	3	4		5	6	7	8	9	10	11	12	13	14	15	16	17	18	19	20	21	22		23	24
ID	H37 Rv	375	377	394	**SM**	399	401	405	411	427	434	456	476	536	592	643	673	700	788	804	805	830	832	**SM**	847	849
Allele	1	1	1	-		-	1	1	1	1	1	1	1	-	1	1	-	1	1	1	-	-	2		1	1

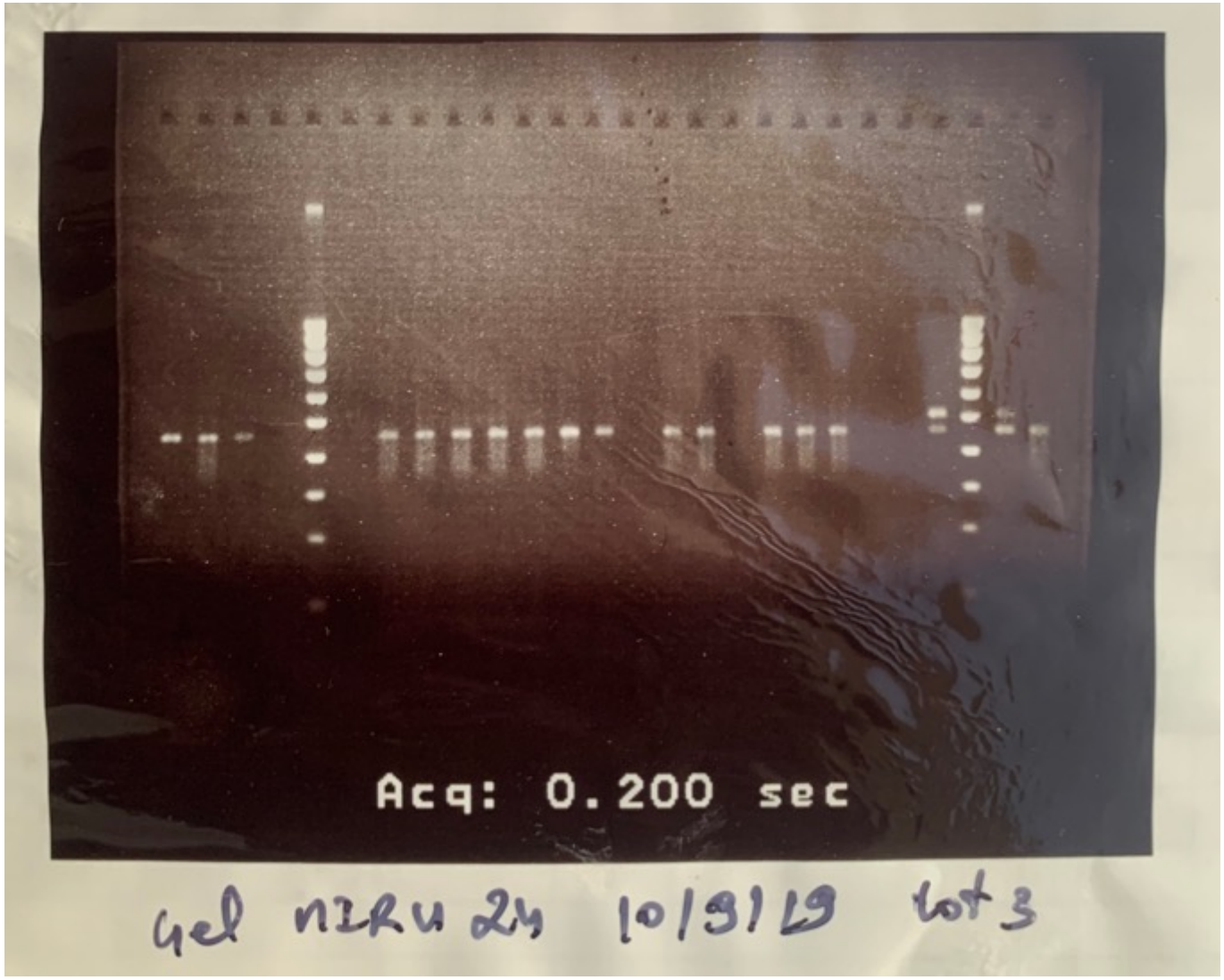

*__SM__: Size Marker (Ladder); **W**: well; **H37Rv**: positive control MTBC reference strain; *__C__: contamination; "**-** ": negative

Locus: VNTR 424

N°W	1	2	3	4		5	6	7	8	9	10	11	12	13	14	15	16	17	18	19	20	21	22		23	24
ID	H37 Rv	375	377	394	**SM**	399	401	405	411	427	434	456	476	536	592	643	673	700	788	804	805	830	832	**SM**	847	849
Allele	2	2	2	-		-	3	2	2	2	2	3	2	-	2	6	-	2	2	2	-	-	2		2	2

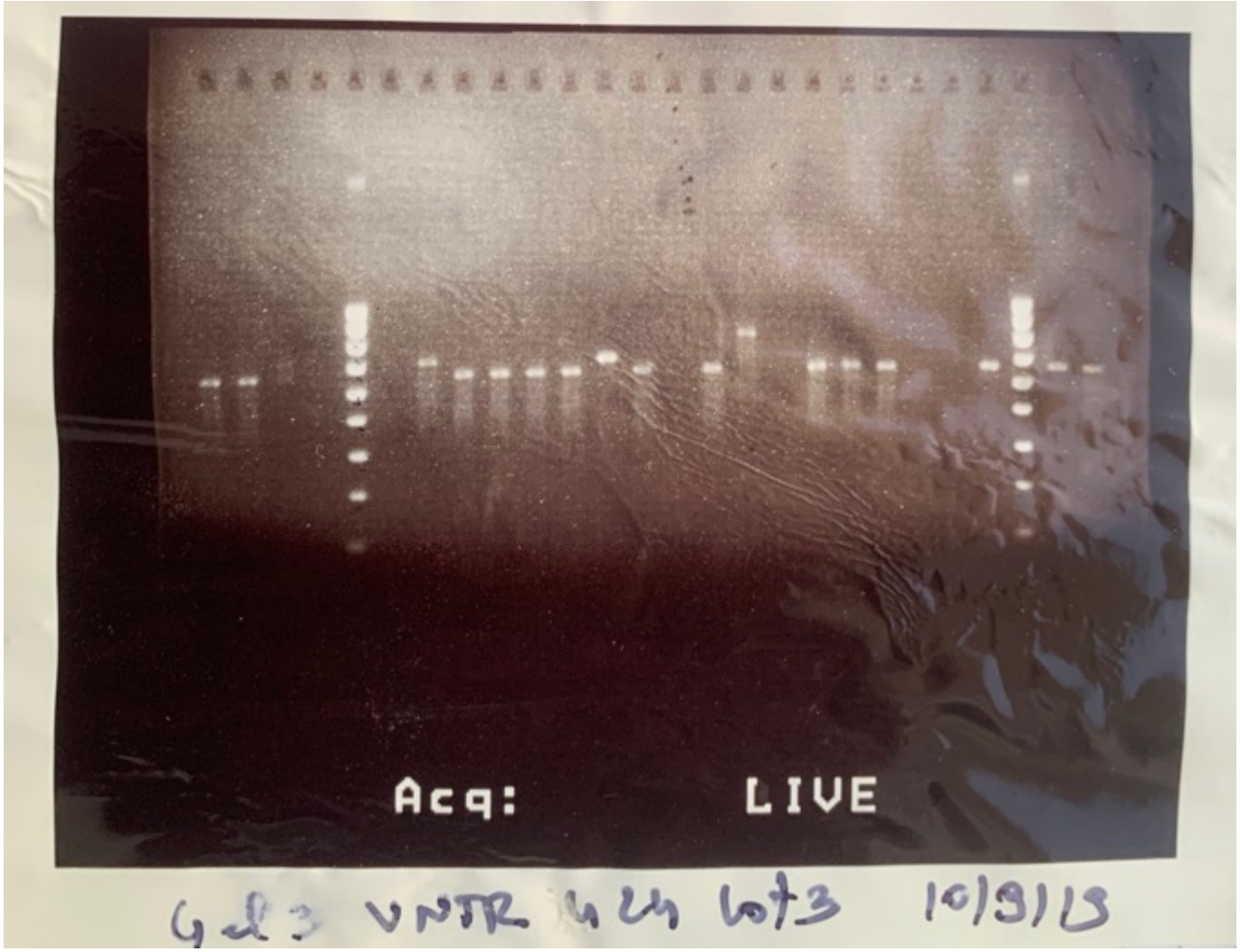

*__SM__: Size Marker (Ladder); **W**: well; **H37Rv**: positive control MTBC reference strain; *__C__: contamination; "**-** ": negative

Locus: VNTR 1955

N°W	1	2	3	4		5	6	7	8	9	10	11	12	13	14	15	16	17	18	19	20	21	22		23	24
ID	H37 Rv	375	377	394	**SM**	399	401	405	411	427	434	456	476	536	592	643	673	700	788	804	805	830	832	**SM**	847	849
Allele	1	2	2	-		3	3	3	4	3	4	3	3	-	2	4	2	3	2	3	-	-	3		3	4

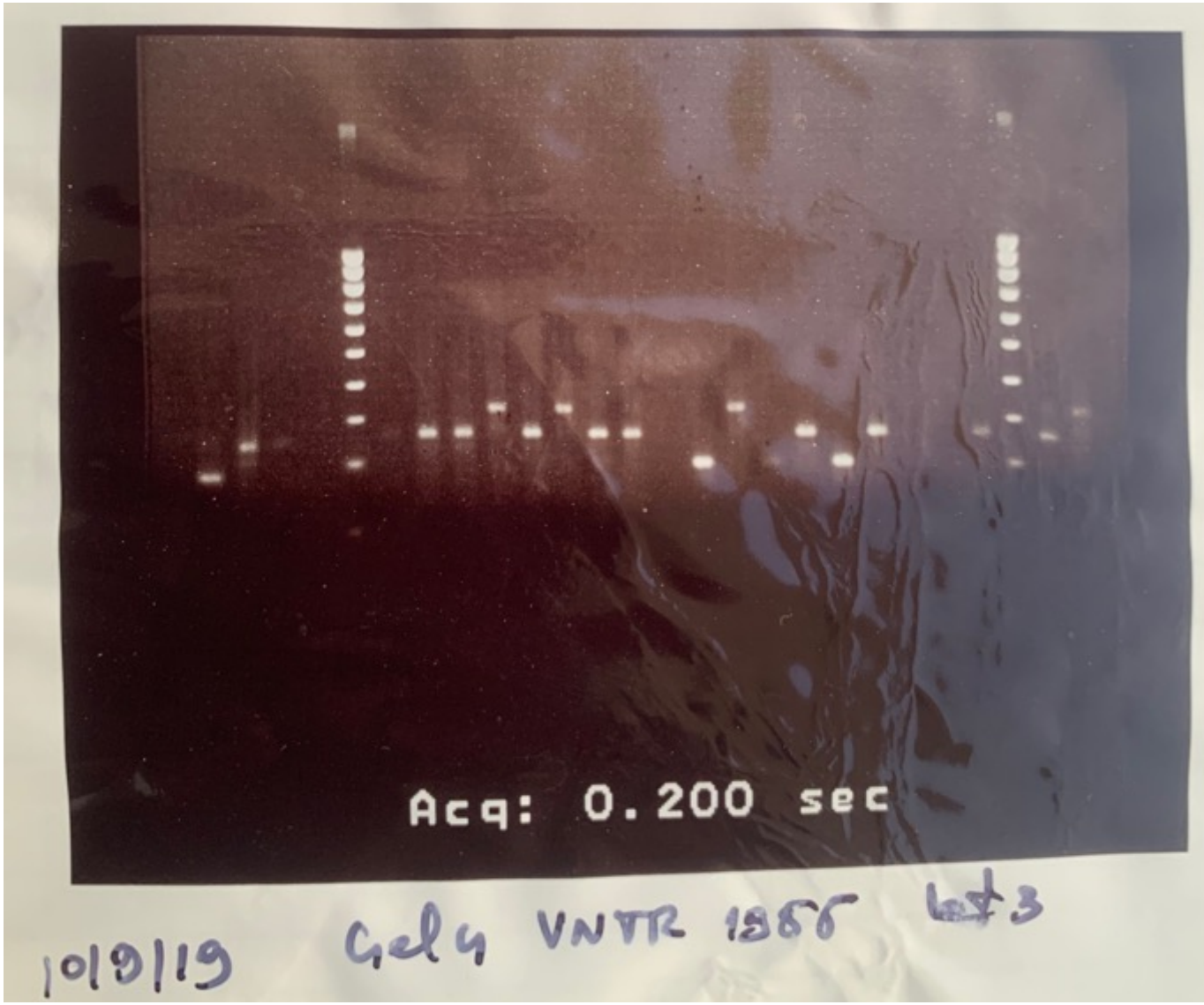

*__SM__: Size Marker (Ladder); **W**: well; **H37Rv**: positive control MTBC reference strain; *__C__: contamination; "**-** ": negative

Locus: ETR C

N°W	1	2	3	4		5	6	7	8	9	10	11	12	13	14	15	16	17	18	19	20	21	22		23	24
ID	H37 Rv	375	377	394	**SM**	399	401	405	411	427	434	456	476	536	592	643	673	700	788	804	805	830	832	**SM**	847	849
Allele	2	4	4	-		-	2	3	3	4	3	4	4	-	4	3	-	4	4	4	-	-	5		2	2

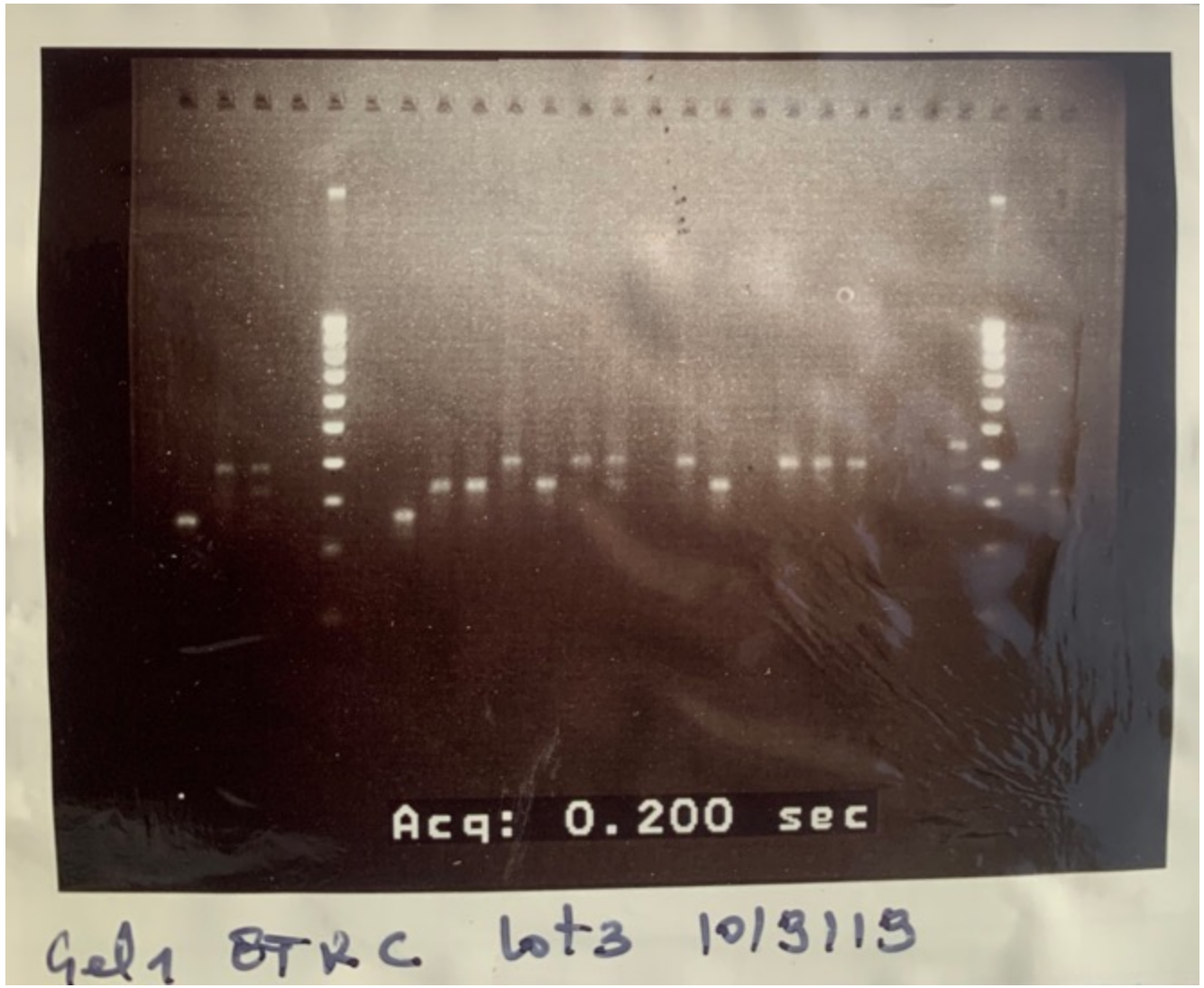

*__SM__: Size Marker (Ladder); **W**: well; **H37Rv**: positive control MTBC reference strain; *__C__: contamination; "**-** ": negative

Locus: MIRU 10

N°W	1	2	3	4		5	6	7	8	9	10	11	12	13	14	15	16	17	18	19	20	21	22		23	24
ID	H37 Rv	375	377	394	**SM**	399	401	405	411	427	434	456	476	536	592	643	673	700	788	804	805	830	832	**SM**	847	849
Allele	3	3	-	-		-	6	3	3	3	3	4	3	-	3	6	-	3	3	3	-	-	2		2	6

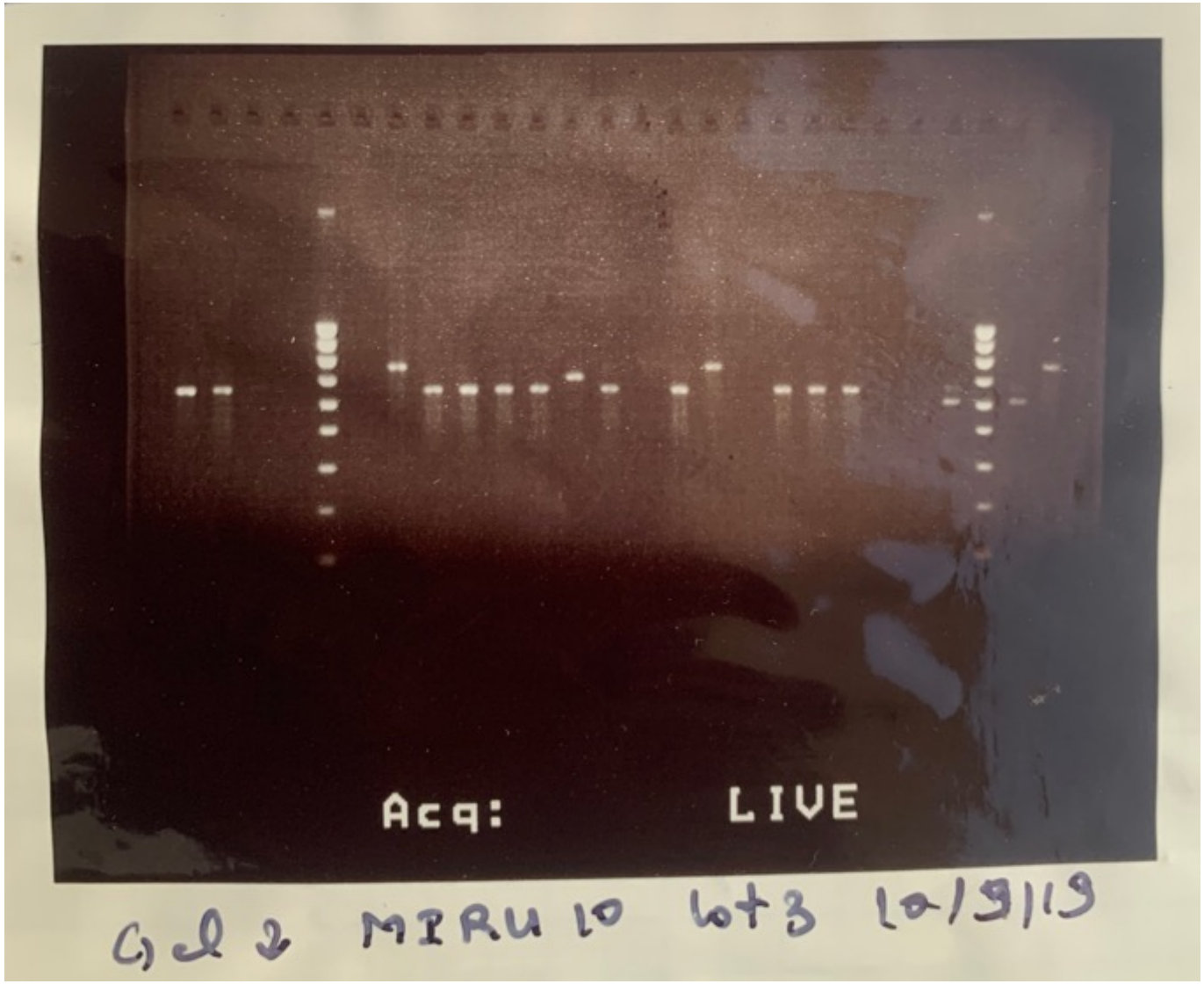

*__SM__: Size Marker (Ladder); **W**: well; **H37Rv**: positive control MTBC reference strain; *__C__: contamination; "**-** ": negative

Locus: MIRU 16

N°W	1	2	3	4		5	6	7	8	9	10	11	12	13	14	15	16	17	18	19	20	21	22		23	24
ID	H37 Rv	375	377	394	**SM**	399	401	405	411	427	434	456	476	536	592	643	673	700	788	804	805	830	832	**SM**	847	849
Allele	2	2	-	-		-	3	3	3	2	3	3	3	-	3	3	-	3	3	3	-	-	3		3	3

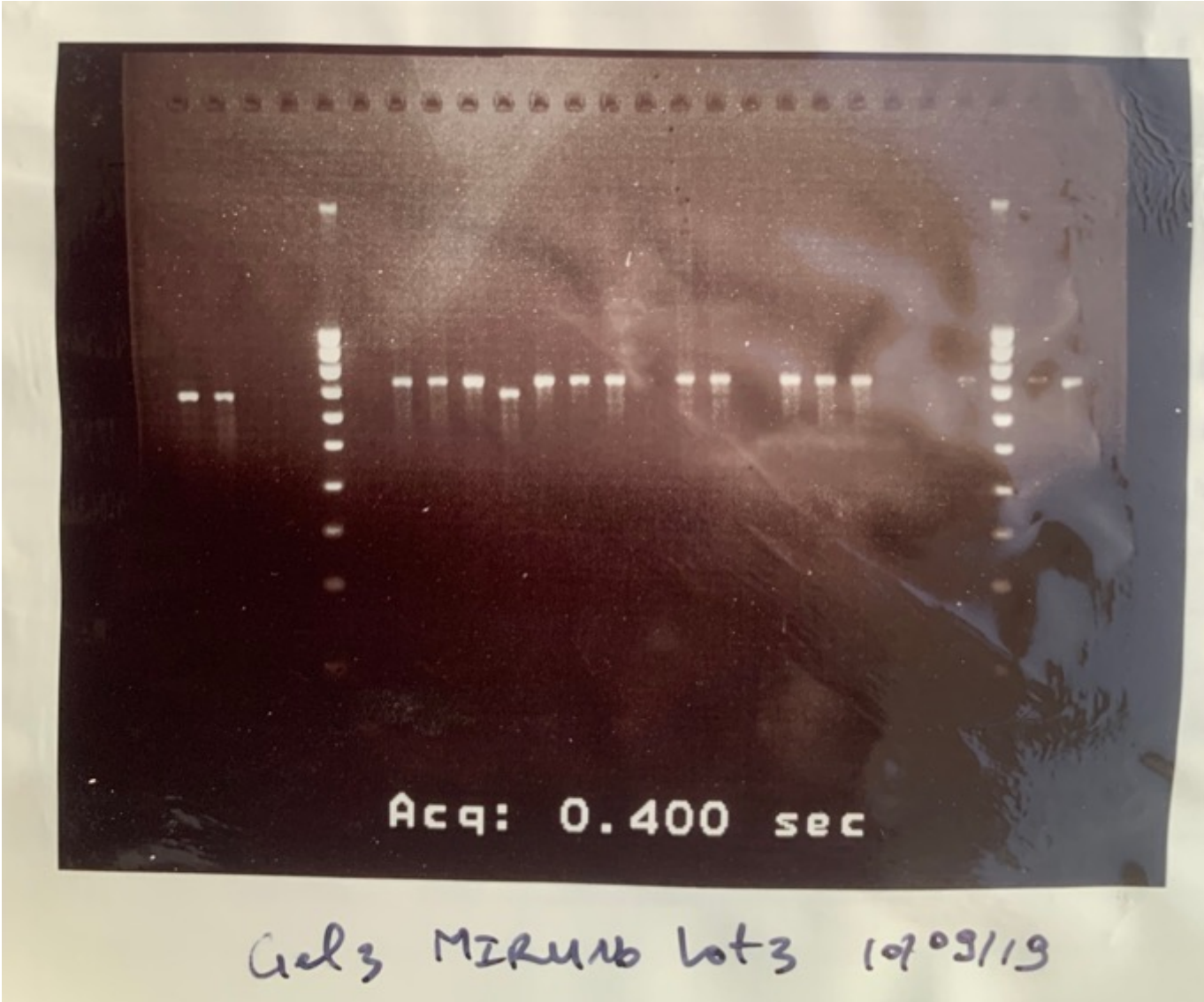

*__SM__: Size Marker (Ladder); **W**: well; **H37Rv**: positive control MTBC reference strain; *__C__: contamination; "**-** ": negative

Locus: MIRU 31

N°W	1	2	3	4		5	6	7	8	9	10	11	12	13	14	15	16	17	18	19	20	21	22		23	24
ID	H37 Rv	375	377	394	**SM**	399	401	405	411	427	434	456	476	536	592	643	673	700	788	804	805	830	832	**SM**	847	849
Allele	3	3	3	-		-	2	4	4	3	4	3	3	-	3	3	-	3	3	3	-	-	2		2	3

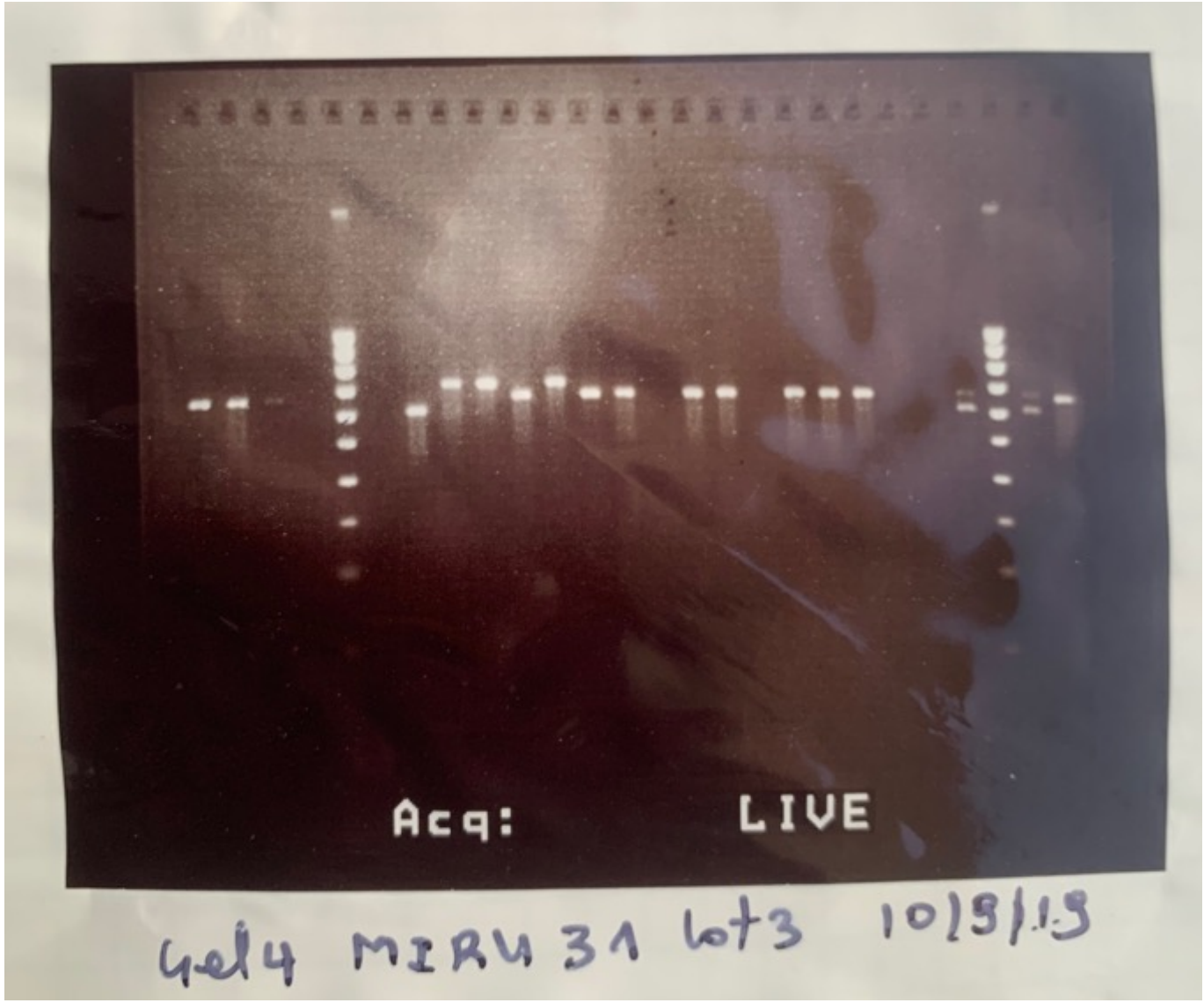

*__SM__: Size Marker (Ladder); **W**: well; **H37Rv**: positive control MTBC reference strain; *__C__: contamination; "**-** ": negative

Locus: MIRU 2

N°W	1	2	3	4		5	6	7	8	9	10	11	12	13	14	15	16	17	18	19	20	21	22		23	24
ID	H37 Rv	375	377	394	**SM**	399	401	405	411	427	434	456	476	536	592	643	673	700	788	804	805	830	832	**SM**	847	849
Allele	2	2	-	-		-	1	2	2	2	2	1	2	-	2	2	-	2	2	2	-	-	2		2	2

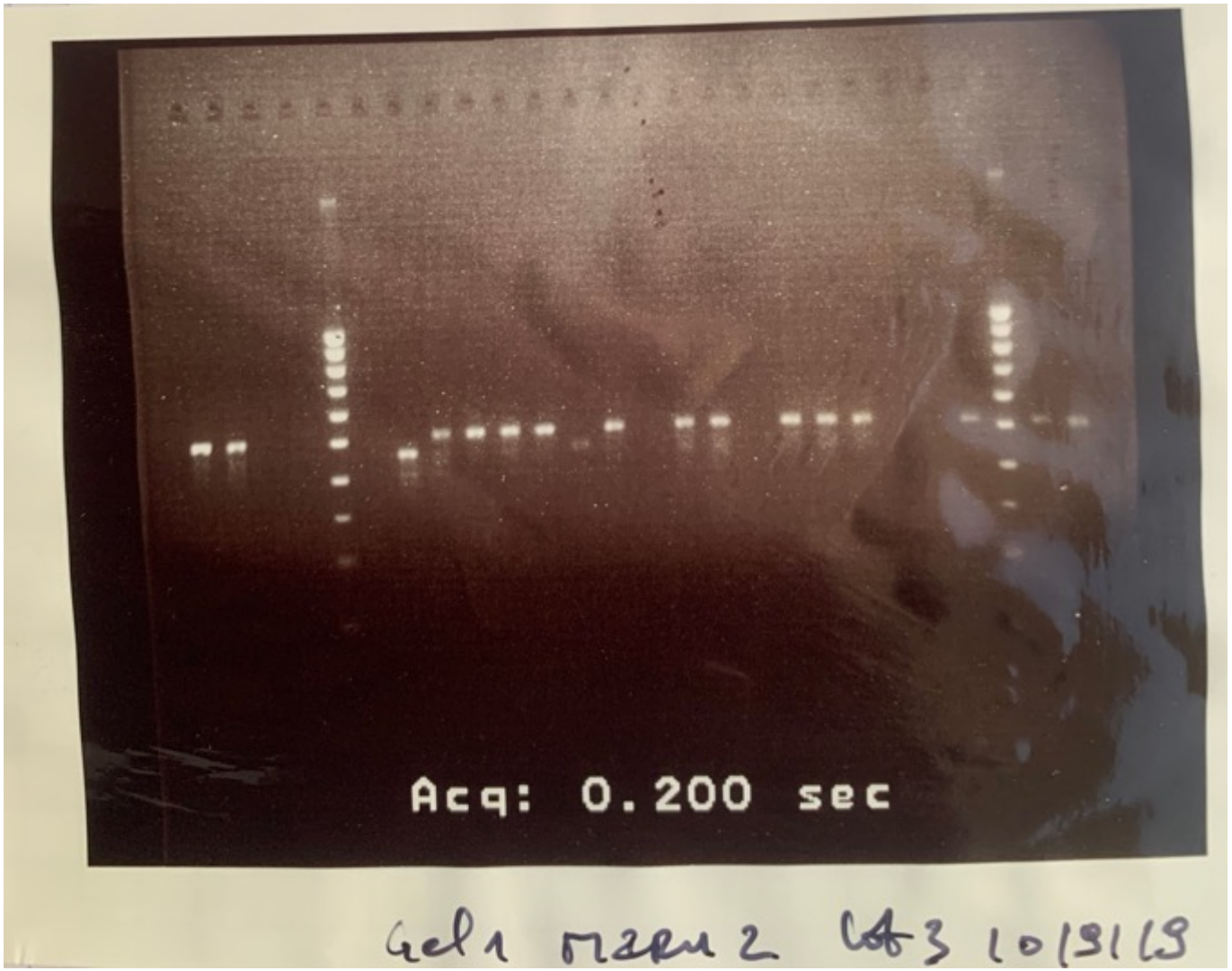

*__SM__: Size Marker (Ladder); **W**: well; **H37Rv**: positive control MTBC reference strain; *__C__: contamination; "**-** ": negative

Locus: MIRU 23

N°W	1	2	3	4		5	6	7	8	9	10	11	12	13	14	15	16	17	18	19	20	21	22		23	24
ID	H37 Rv	375	377	394	**SM**	399	401	405	411	427	434	456	476	536	592	643	673	700	788	804	805	830	832	**SM**	847	849
Allele	6	5	5	-		-	6	5	5	5	5	6	5	-	6	5	-	5	3	5	-	-	6		6	5

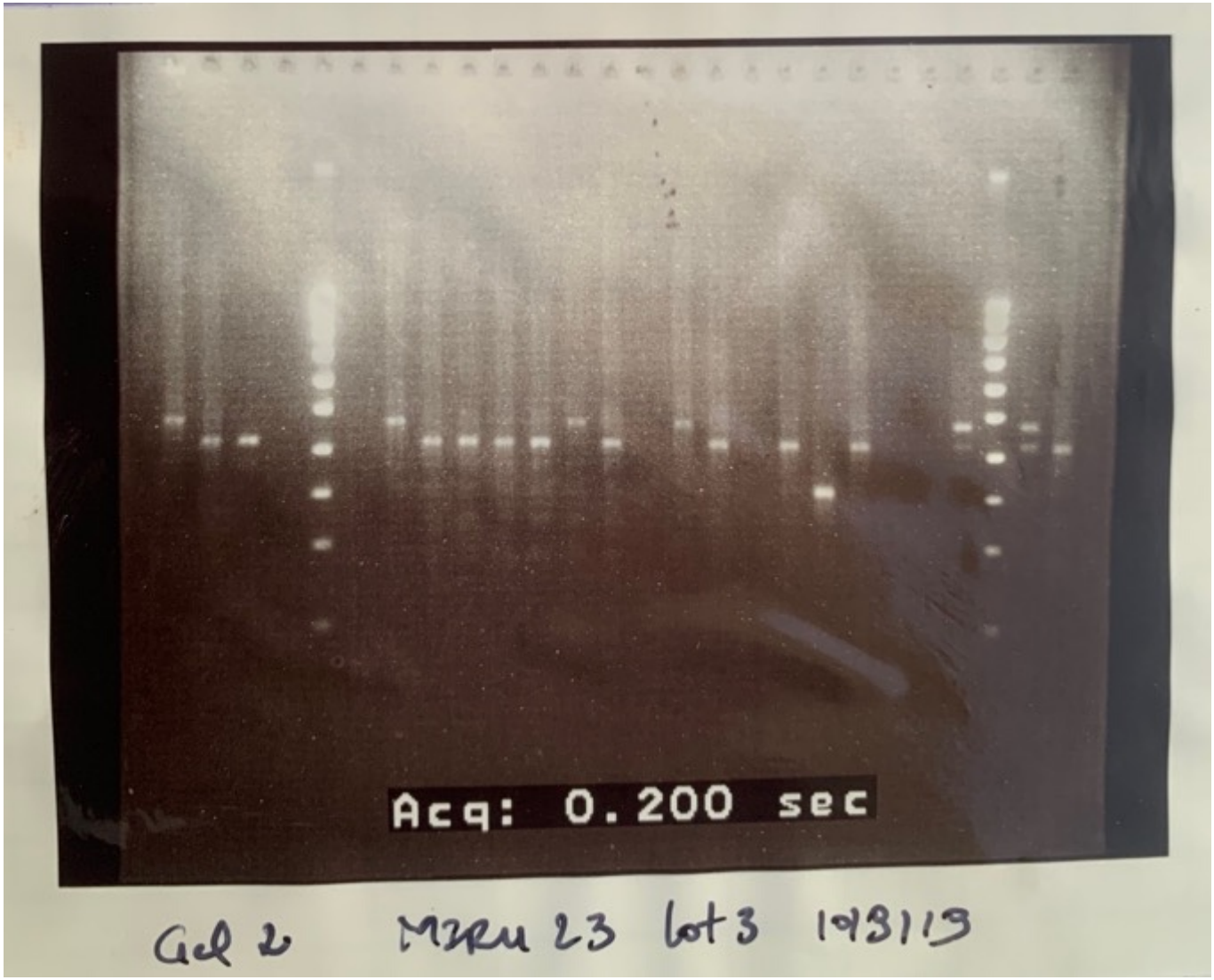

*__SM__: Size Marker (Ladder); **W**: well; **H37Rv**: positive control MTBC reference strain; *__C__: contamination; "**-** ": negative

Locus: MIRU 39

N°W	1	2	3	4		5	6	7	8	9	10	11	12	13	14	15	16	17	18	19	20	21	22		23	24
ID	H37 Rv	375	377	394	**SM**	399	401	405	411	427	434	456	476	536	592	643	673	700	788	804	805	830	832	**SM**	847	849
Allele	2	2	-	-		-	2	3	3	2	3	2	2	-	2	2	-	2	2	2	-	-	2		2	2

*__SM__: Size Marker (Ladder); **W**: well; **H37Rv**: positive control MTBC reference strain; *__C__: contamination; "**-** ": negative

Locus: MIRU 4

N°W	1	2	3	4		5	6	7	8	9	10	11	12	13	14	15	16	17	18	19	20	21	22		23	24
ID	H37 Rv	375	377	394	**SM**	399	401	405	411	427	434	456	476	536	592	643	673	700	788	804	805	830	832	**SM**	847	849
Allele	3	2	1	-		-	2	2	2	2	2	2	2	-	2	2	-	2	2	2	-	-	-		-	2

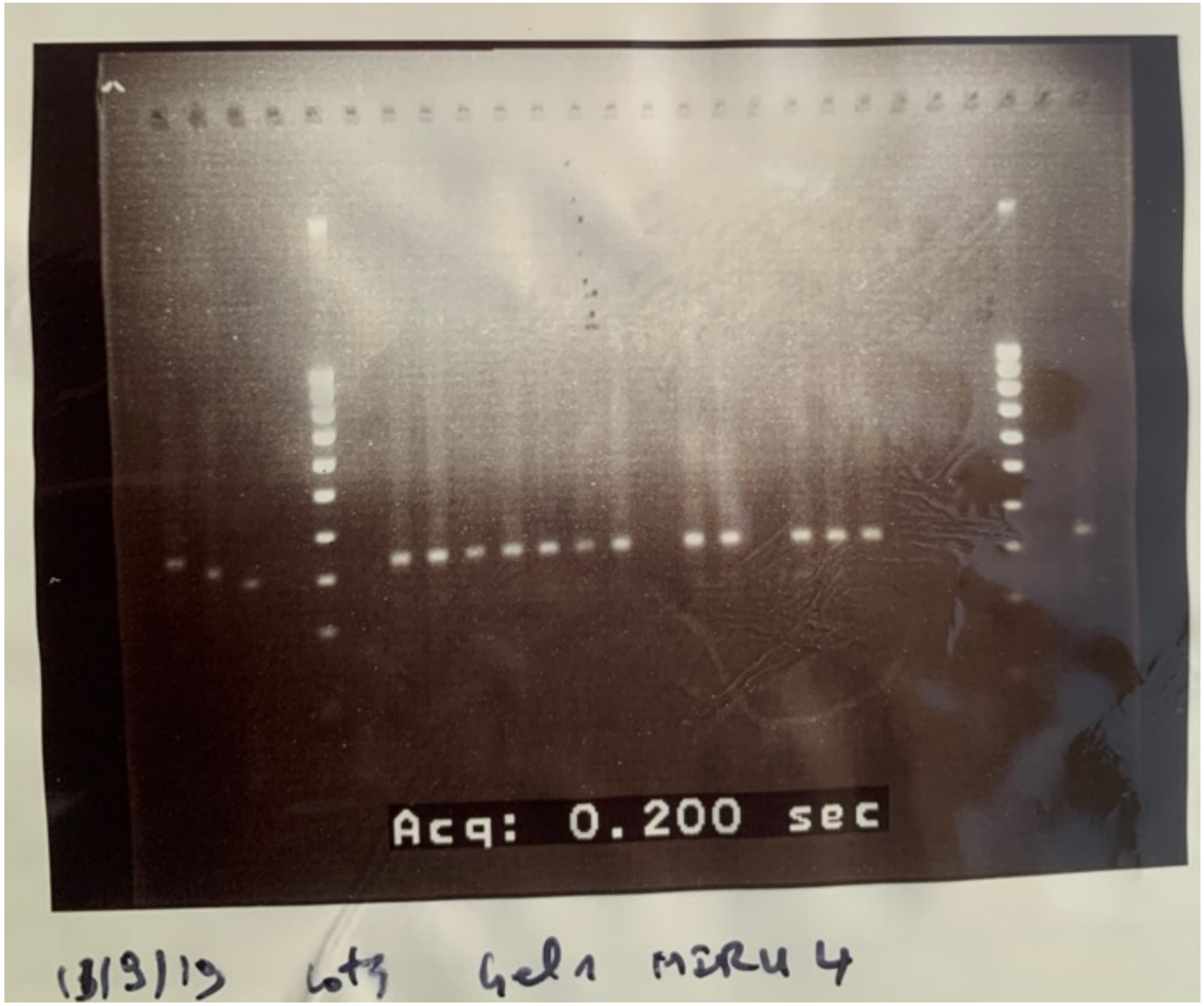

*__SM__: Size Marker (Ladder); **W**: well; **H37Rv**: positive control MTBC reference strain; *__C__: contamination; "**-** ": negative

Locus: MIRU 26

N°W	1	2	3	4		5	6	7	8	9	10	11	12	13	14	15	16	17	18	19	20	21	22		23	24
ID	H37 Rv	375	377	394	**SM**	399	401	405	411	427	434	456	476	536	592	643	673	700	788	804	805	830	832	**SM**	847	849
Allele	3	4	-	-		-	4	3	3	4	3	4	3	-	4	3	-	4	3	4	-	-	3		-	4

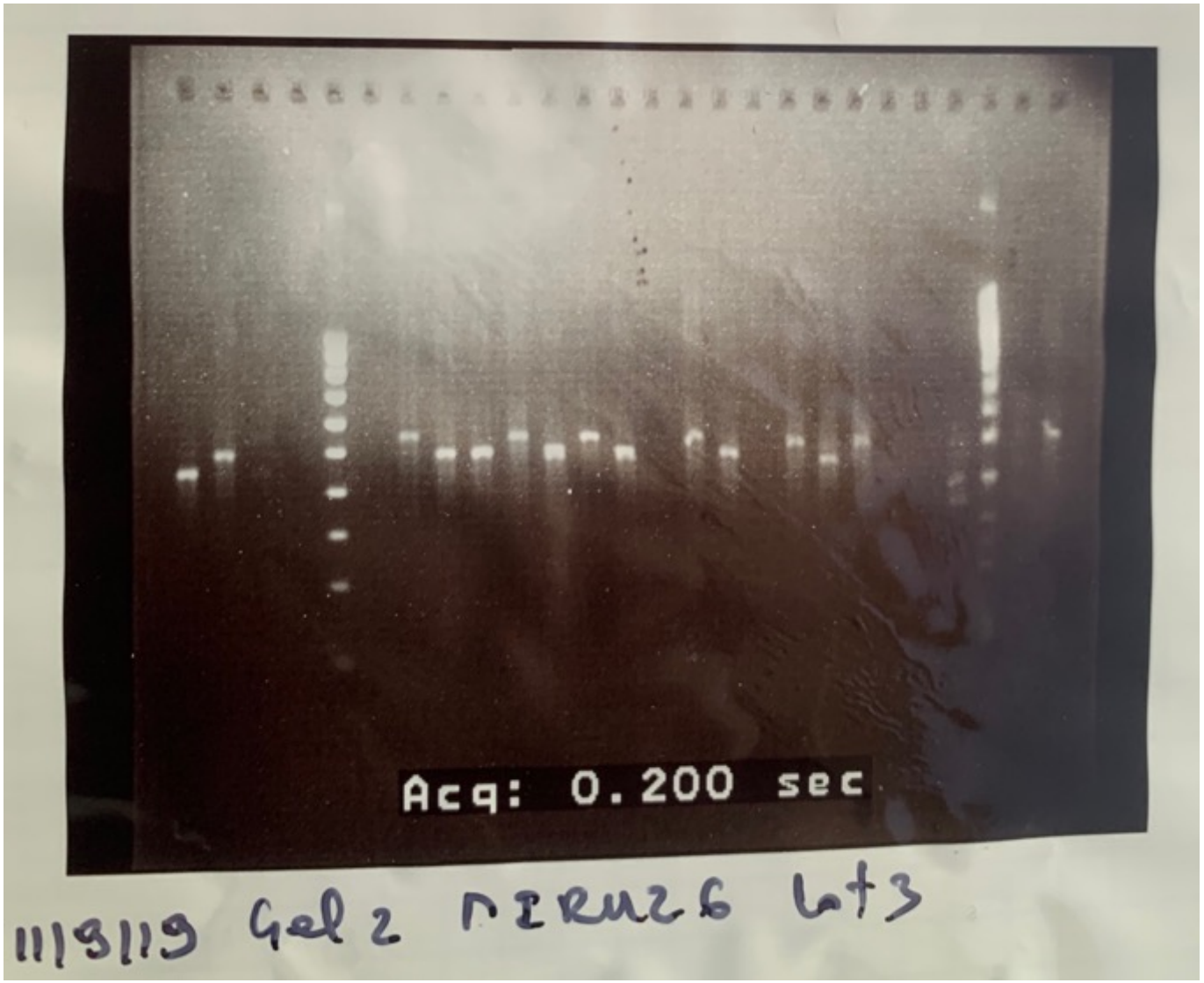

*__SM__: Size Marker (Ladder); **W**: well; **H37Rv**: positive control MTBC reference strain; *__C__: contamination; "**-** ": negative

Locus: MIRU 40

N°W	1	2	3	4		5	6	7	8	9	10	11	12	13	14	15	16	17	18	19	20	21	22		23	24
ID	H37 Rv	375	377	394	**SM**	399	401	405	411	427	434	456	476	536	592	643	673	700	788	804	805	830	832	**SM**	847	849
Allele	1	3	1	-		-	1	8	6	4	6	7	2	-	3	5	-	2	3	4	-	-	3		3	3

*__SM__: Size Marker (Ladder); **W**: well; **H37Rv**: positive control MTBC reference strain; *__C__: contamination; "**-** ": negative

Locus: VNTR 2401

N°W	1	2	3	4		5	6	7	8	9	10	11	12	13	14	15	16	17	18	19	20	21	22		23	24
ID	H37 Rv	375	377	394	**SM**	399	401	405	411	427	434	456	476	536	592	643	673	700	788	804	805	830	832	**SM**	847	849
Allele	2	2	_	-		-	-	4	4	3	4	2	3	-	3	4	-	3	3	3	-	-	3		-	4

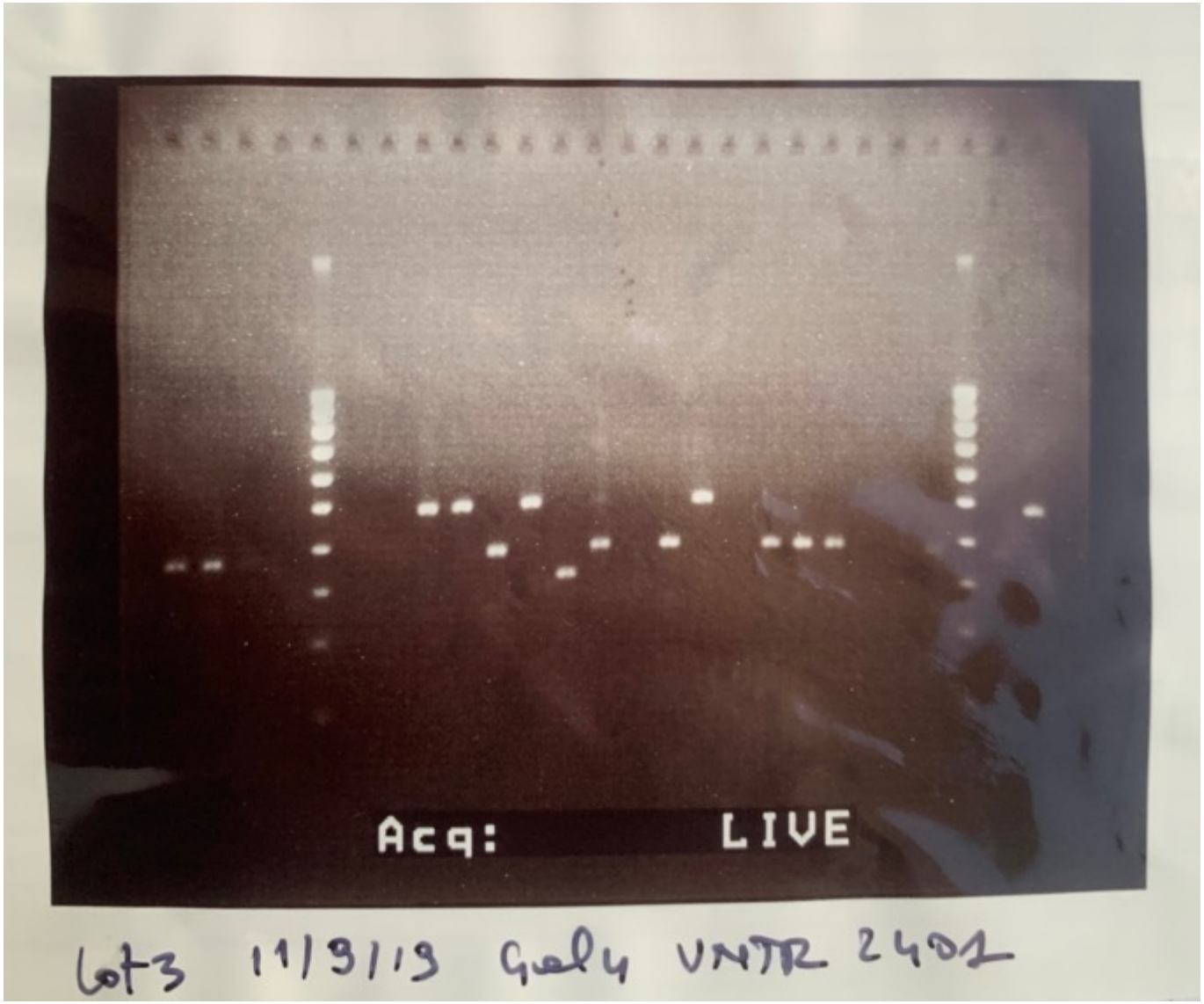

*__SM__: Size Marker (Ladder); __W__: well; __H37Rv__: positive control MTBC reference strain; *__C__: contamination; "__-__ ": negative

Locus: ETR A

N°W	1	2	3	4		5	6	7	8	9	10	11	12	13	14	15	16	17	18	19	20	21	22		23	24
ID	H37 Rv	375	377	394	**SM**	399	401	405	411	427	434	456	476	536	592	643	673	700	788	804	805	830	832	**SM**	847	849
Allele	3	3	-	-		-	2	3	3	4	3	2	4	-	3	3	3	4	3	4	-	-	3		3	3

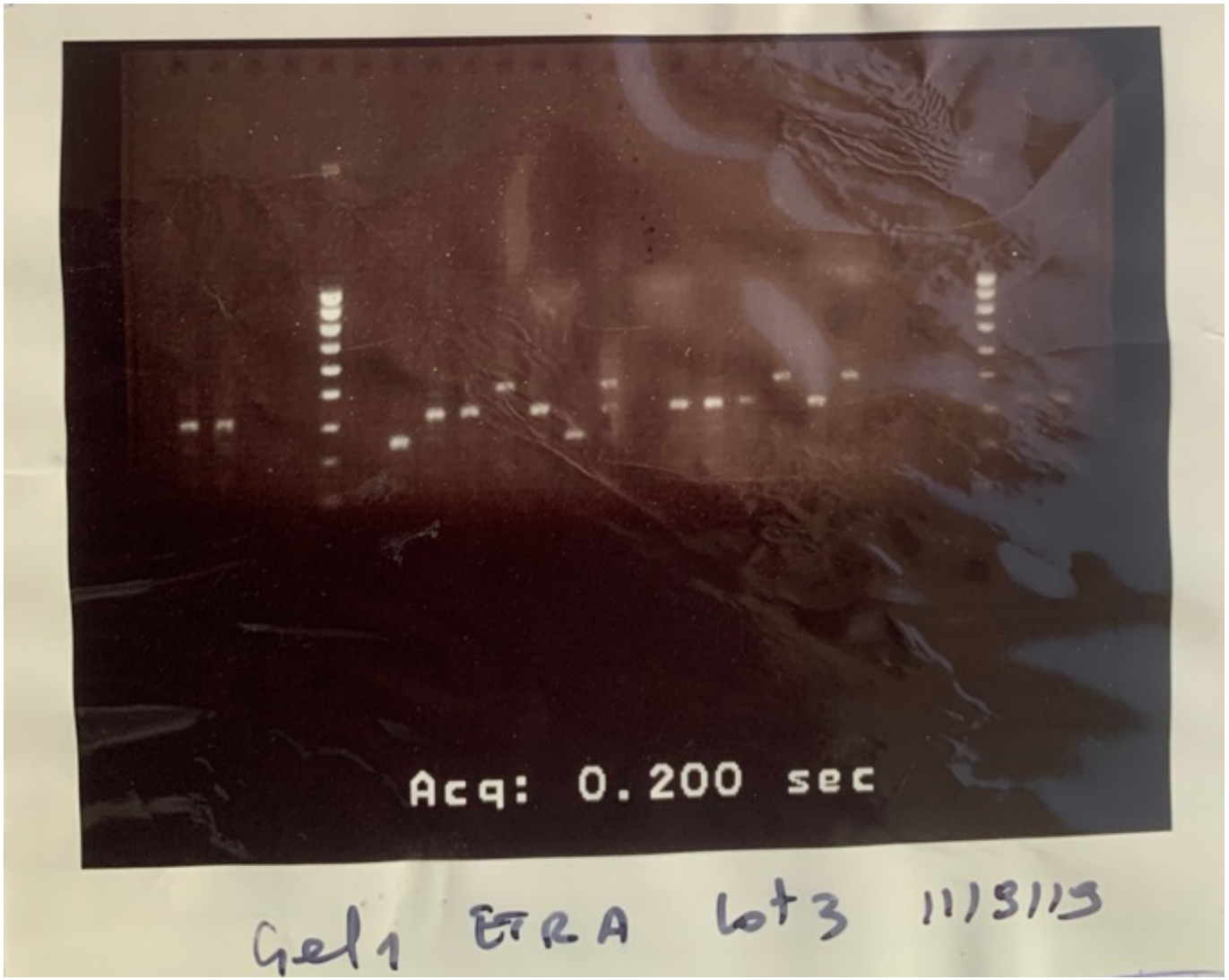

*__SM__: Size Marker (Ladder); **W**: well; **H37Rv**: positive control MTBC reference strain; *__C__: contamination; "**-** ": negative

Locus: MIRU 27

N°W	1	2	3	4		5	6	7	8	9	10	11	12	13	14	15	16	17	18	19	20	21	22		23	24
ID	H37 Rv	375	377	394	**SM**	399	401	405	411	427	434	456	476	536	592	643	673	700	788	804	805	830	832	**SM**	847	849
Allele	3	3	-	-		-	3	3	3	3	3	3	3	-	3	3	-	3	3	3	-	-	-		-	3

*__SM__: Size Marker (Ladder); __W__: well; __H37Rv__: positive control MTBC reference strain; *__C__: contamination; "__-__ ": negative

Locus: MIRU 49

N°W	1	2	3	4		5	6	7	8	9	10	11	12	13	14	15	16	17	18	19	20	21	22		23	24
ID	H37 Rv	375	377	394	**SM**	399	401	405	411	427	434	456	476	536	592	643	673	700	788	804	805	830	832	**SM**	847	849
Allele	3	2	-	-		-	C*	2	2	3	2	C*	2	-	2	3	2	2	3	C*	-	-	C*		2	2

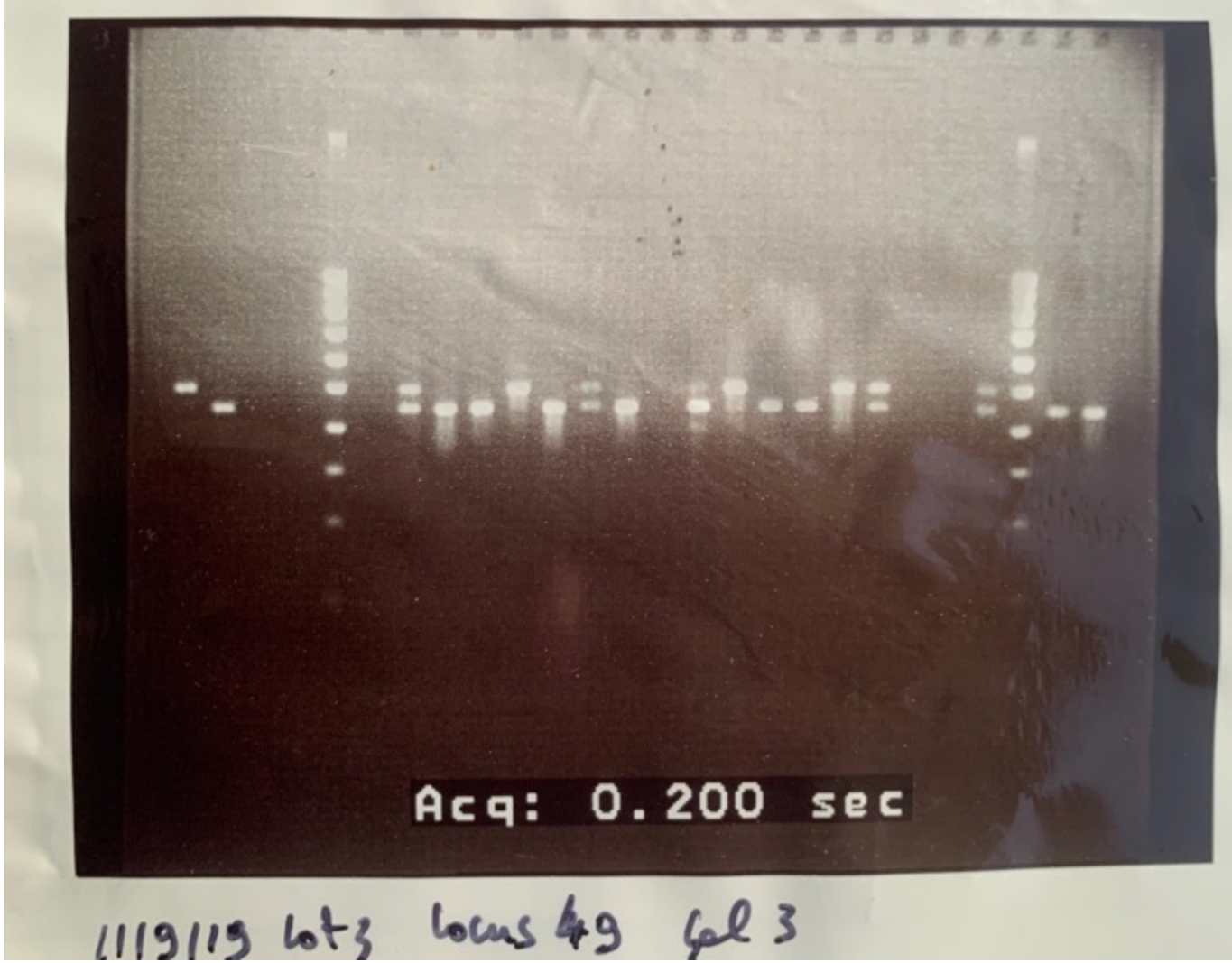

*__SM__: Size Marker (Ladder); **W**: well; **H37Rv**: positive control MTBC reference strain; *__C__: contamination; "**-** ": negative

Locus: MIRU 52

N°W	1	2	3	4		5	6	7	8	9	10	11	12	13	14	15	16	17	18	19	20	21	22		23	24
ID	H37 Rv	375	377	394	**SM**	399	401	405	411	427	434	456	476	536	592	643	673	700	788	804	805	830	832	**SM**	847	849
Allele	4	5	1	-		-	2	4	3	3	3	2	3	-	3	3	3	-	2	-	-	-	3		3	4

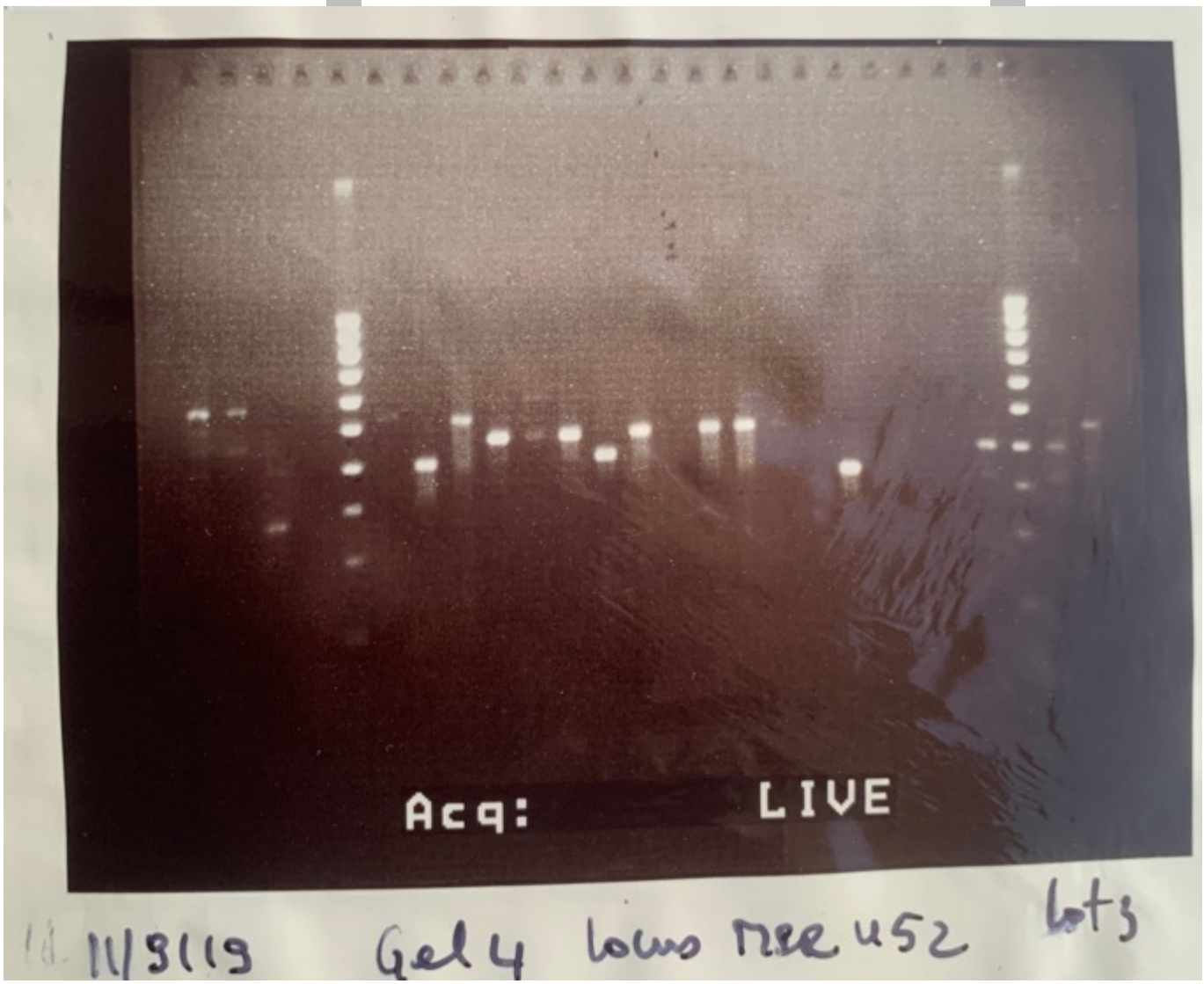

*__SM__: Size Marker (Ladder); **W**: well; **H37Rv**: positive control MTBC reference strain; *__C__: contamination; "**-** ": negative

Locus: ETR B

N°W	1	2	3	4		5	6	7	8	9	10	11	12	13	14	15	16	17	18	19	20	21	22		23	24
ID	H37Rv	7	54	74	**SM**	80	92	250	373	448	468	478	482	518	548	856	858	872	876	882	886	900	920	**SM**	957	1007
Allele	3	-	2	2		2	2	2	2	2	2	2	3	2	2	-	2	2	2	2	2	2	-	-	2	-

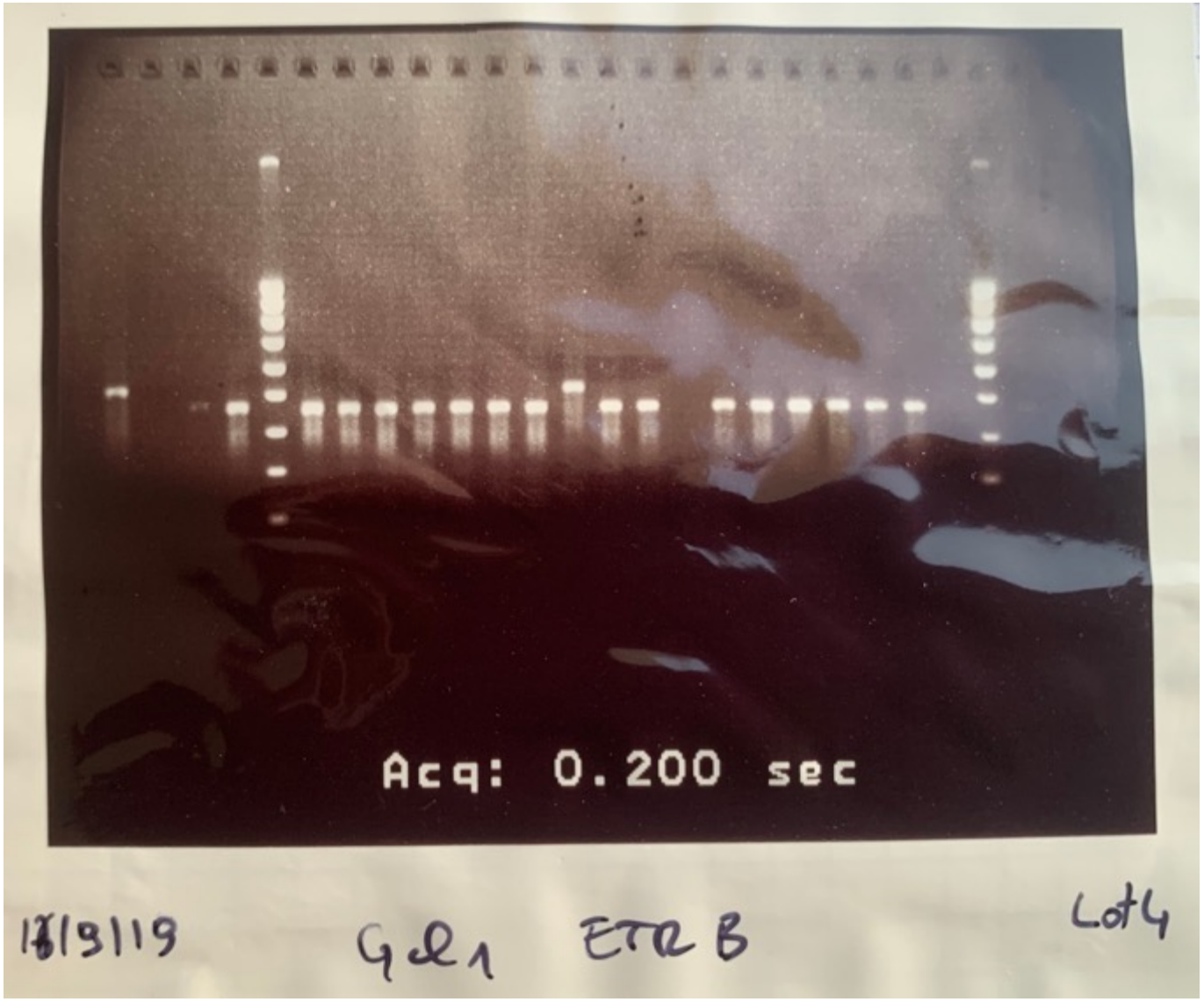

*__SM__: Size Marker (Ladder); __W__: well; __H37Rv__: positive control MTBC reference strain; *__C__: contamination; "__-__ ": negative

Locus: MIRU 24

N°W	1	2	3	4		5	6	7	8	9	10	11	12	13	14	15	16	17	18	19	20	21	22		23	24
ID	H37 Rv	7	54	74	**SM**	80	92	250	373	448	468	478	482	518	548	856	858	872	876	882	886	900	920	**SM**	957	1007
Allele	1	1	-	1		1	1	1	1	1	1	1	2	1	1	-	1	1	1	1	1	1	-		1	-

*__SM__: Size Marker (Ladder); **W**: well; **H37Rv**: positive control MTBC reference strain; *__C__: contamination; "**-** ": negative

Locus: VNTR 424

N°W	1	2	3	4		5	6	7	8	9	10	11	12	13	14	15	16	17	18	19	20	21	22		23	24
ID	H37Rv	7	54	74	**SM**	80	92	250	373	448	468	478	482	518	548	856	858	872	876	882	886	900	920	**SM**	957	1007
Allele	2	-	-	2		2	2	2	2	2	2	2	3	2	2	-	2	2	2	2	2	2	-		2	-

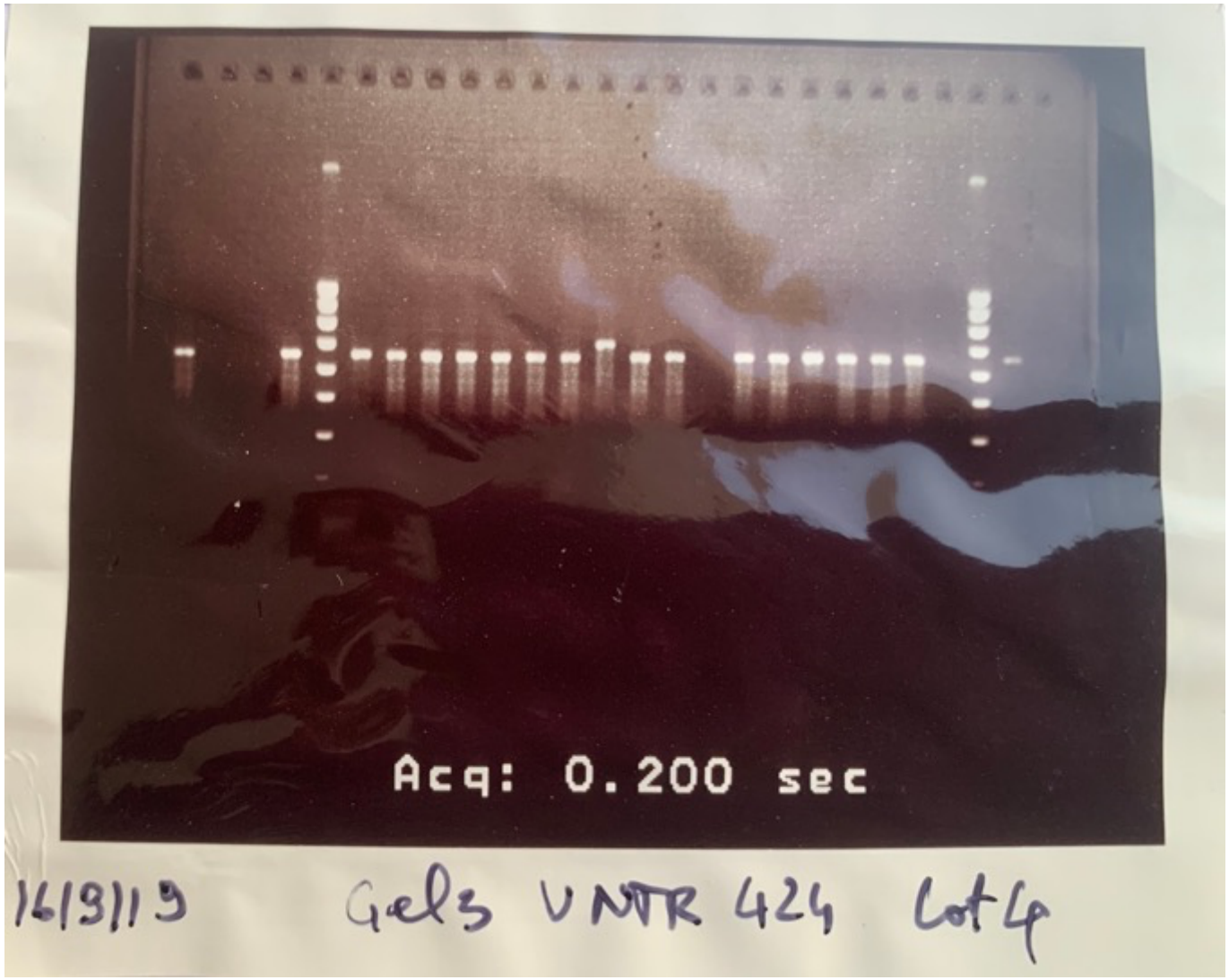

*__SM__: Size Marker (Ladder); __W__: well; __H37Rv__: positive control MTBC reference strain; *__C__: contamination; "__-__ ": negative

Locus: VNTR 1955

N°W	1	2	3	4		5	6	7	8	9	10	11	12	13	14	15	16	17	18	19	20	21	22		23	24
ID	H37 Rv	7	54	74	**SM**	80	92	250	373	448	468	478	482	518	548	856	858	872	876	882	886	900	920	**SM**	957	1007
Allele	2	-	-	3		2	2	3	4	4	4	3	4	3	3	-	3	3	3	3	3	3	-		-	-

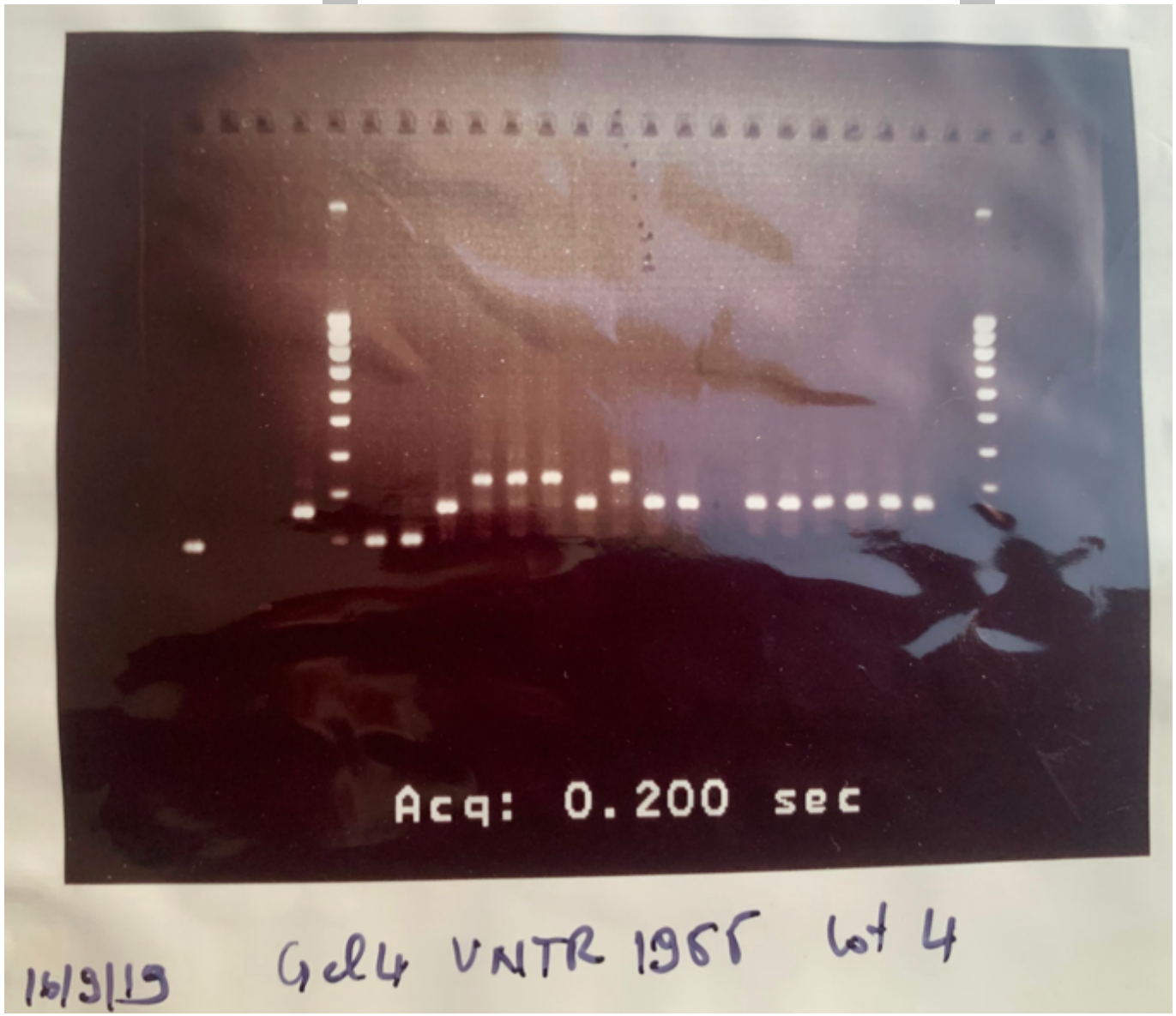

*__SM__: Size Marker (Ladder); __W__: well; __H37Rv__: positive control MTBC reference strain; *__C__: contamination; "__-__ ": negative

Locus: MIRU 16

N°W	1	2	3	4		5	6	7	8	9	10	11	12	13	14	15	16	17	18	19	20	21	22		23	24
ID	H37 Rv	7	54	74	**SM**	80	92	250	373	448	468	478	482	518	548	856	858	872	876	882	886	900	920	**SM**	957	1007
Allele	2	-	-	3		2	2	3	3	3	3	3	3	2	2	-	3	3	3	3	3	3	-		-	-

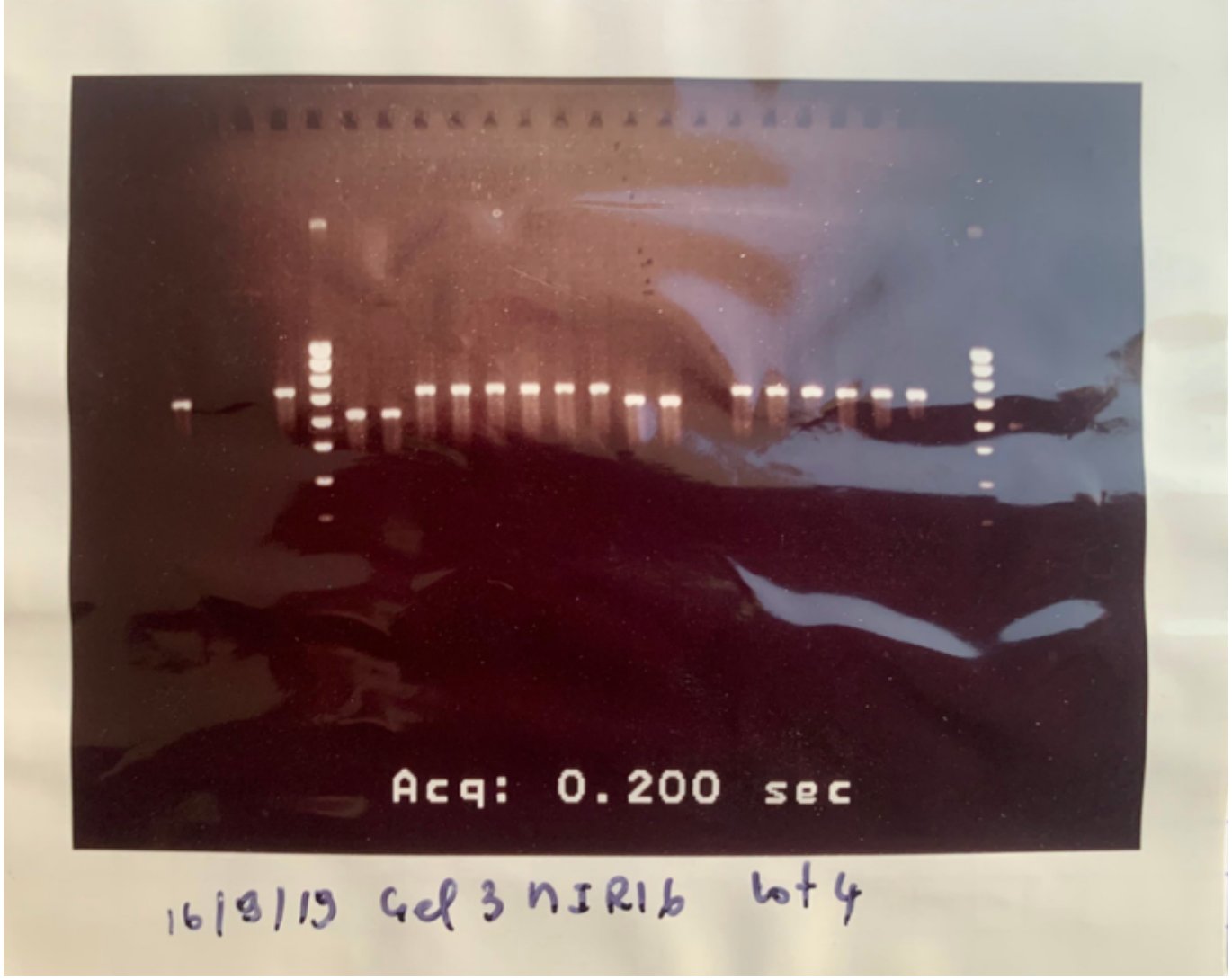

*__SM__: Size Marker (Ladder); **W**: well; **H37Rv**: positive control MTBC reference strain; *__C__: contamination; "**-** ": negative

Locus: MIRU 10

N°W	1	2	3	4		5	6	7	8	9	10	11	12	13	14	15	16	17	18	19	20	21	22		23	24
ID	H37 Rv	7	54	74	**SM**	80	92	250	373	448	468	478	482	518	548	856	858	872	876	882	886	900	920	**SM**	957	1007
Allele	3	-	-	5		3	3	3	4	3	3	3	5	3	3	-	3	3	C*	3	3	5	-		-	-

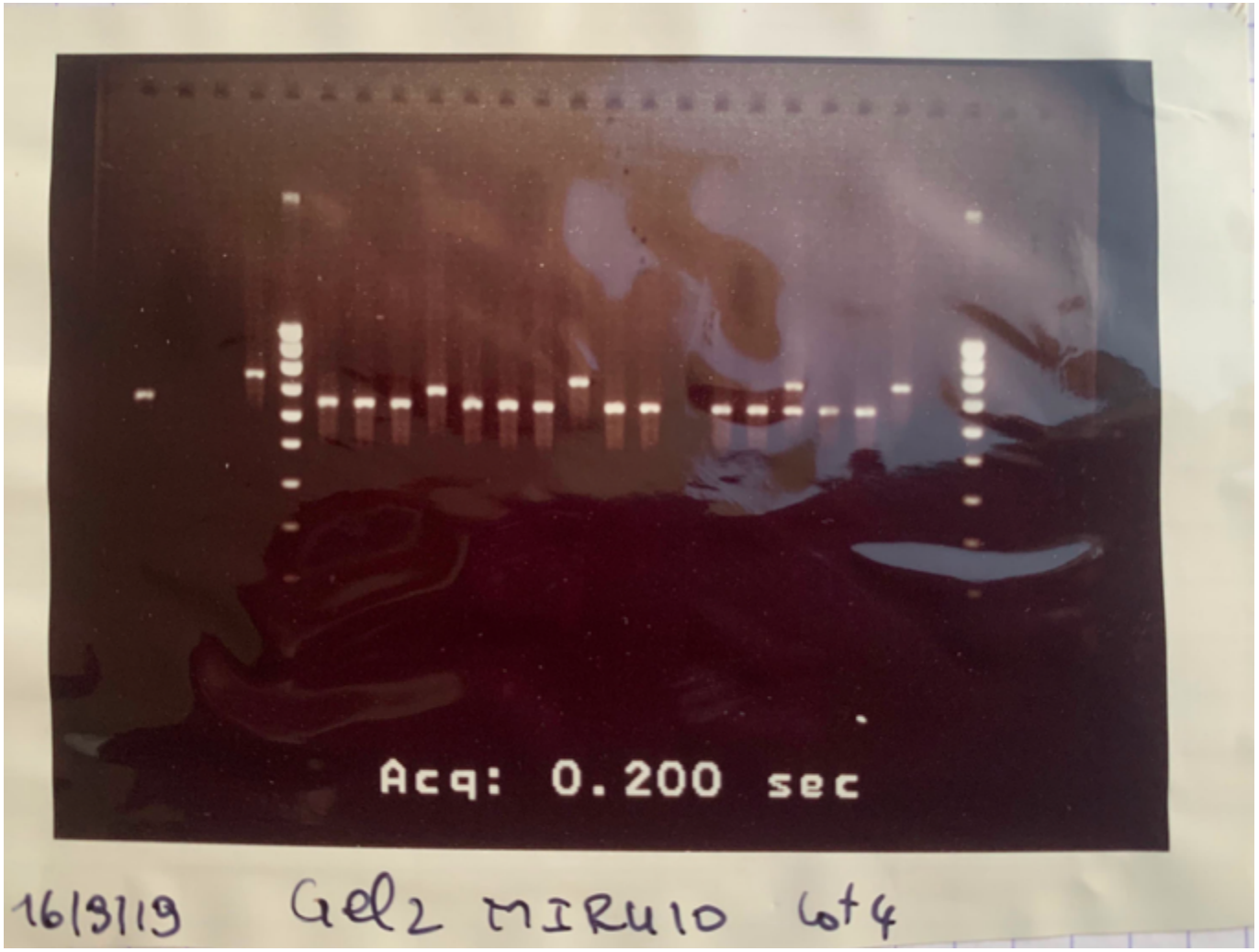

*__SM__: Size Marker (Ladder); **W**: well; **H37Rv**: positive control MTBC reference strain; *__C__: contamination; "**-** ": negative

Locus: MIRU 2

N°W	1	2	3	4		5	6	7	8	9	10	11	12	13	14	15	16	17	18	19	20	21	22		23	24
ID	H37 Rv	7	54	74	**SM**	80	92	250	373	448	468	478	482	518	548	856	858	872	876	882	886	900	920	**SM**	957	1007
Allele	2	-	-	2		2	2	2	2	2	2	2	2	2	2	-	2	2	2	2	2	2	-		-	-



*__SM__: Size Marker (Ladder); __W__: well; __H37Rv__: positive control MTBC reference strain; *__C__: contamination; "__-__ ": negative

Locus: MIRU 31

N°W	1	2	3	4		5	6	7	8	9	10	11	12	13	14	15	16	17	18	19	20	21	22		23	24
ID	H37Rv	7	54	74	**SM**	80	92	250	373	448	468	478	482	518	548	856	858	872	876	882	886	900	920	**SM**	957	1007
Allele	3	-	-	3		3	3	3	3	3	3	3	5	3	3	-	3	3	3	3	3	3	-		-	-



*__SM__: Size Marker (Ladder); **W**: well; **H37Rv**: positive control MTBC reference strain; *__C__: contamination; "**-** ": negative

Locus: MIRU 23

N°W	1	2	3	4		5	6	7	8	9	10	11	12	13	14	15	16	17	18	19	20	21	22		23	24
ID	H37 Rv	7	54	74	**SM**	80	92	250	373	448	468	478	482	518	548	856	858	872	876	882	886	900	920	**SM**	957	1007
Allele	6	-	5	3		6	6	5	4	5	5	5	4	5	5	-	5	5	5	5	5	5	-		5	-



*__SM__: Size Marker (Ladder); __W__: well; __H37Rv__: positive control MTBC reference strain; *__C__: contamination; "__-__ ": negative

Locus: MIRU 39

N°W	1	2	3	4		5	6	7	8	9	10	11	12	13	14	15	16	17	18	19	20	21	22		23	24
ID	H37 Rv	7	54	74	**SM**	80	92	250	373	448	468	478	482	518	548	856	858	872	876	882	886	900	920	**SM**	957	1007
Allele	2	-	-	2		2	2	2	2	3	2	2	2	2	2	-	2	2	2	2	2	2	-		-	-



*__SM__: Size Marker (Ladder); **W**: well; **H37Rv**: positive control MTBC reference strain; *__C__: contamination; "**-** ": negative

Locus:Qub 26

N°W	1	2	3	4		5	6	7	8	9	10	11	12	13	14	15	16	17	18	19	20	21	22		23	24
ID	H37 Rv	7	54	74	**SM**	80	92	250	373	448	468	478	482	518	548	856	858	872	876	882	886	900	920	**SM**	957	1007
Allele	1	-	-	1		1	1	1	1	1	1	1	1	1	1	-	1	1	-	1	1	1	-		-	-

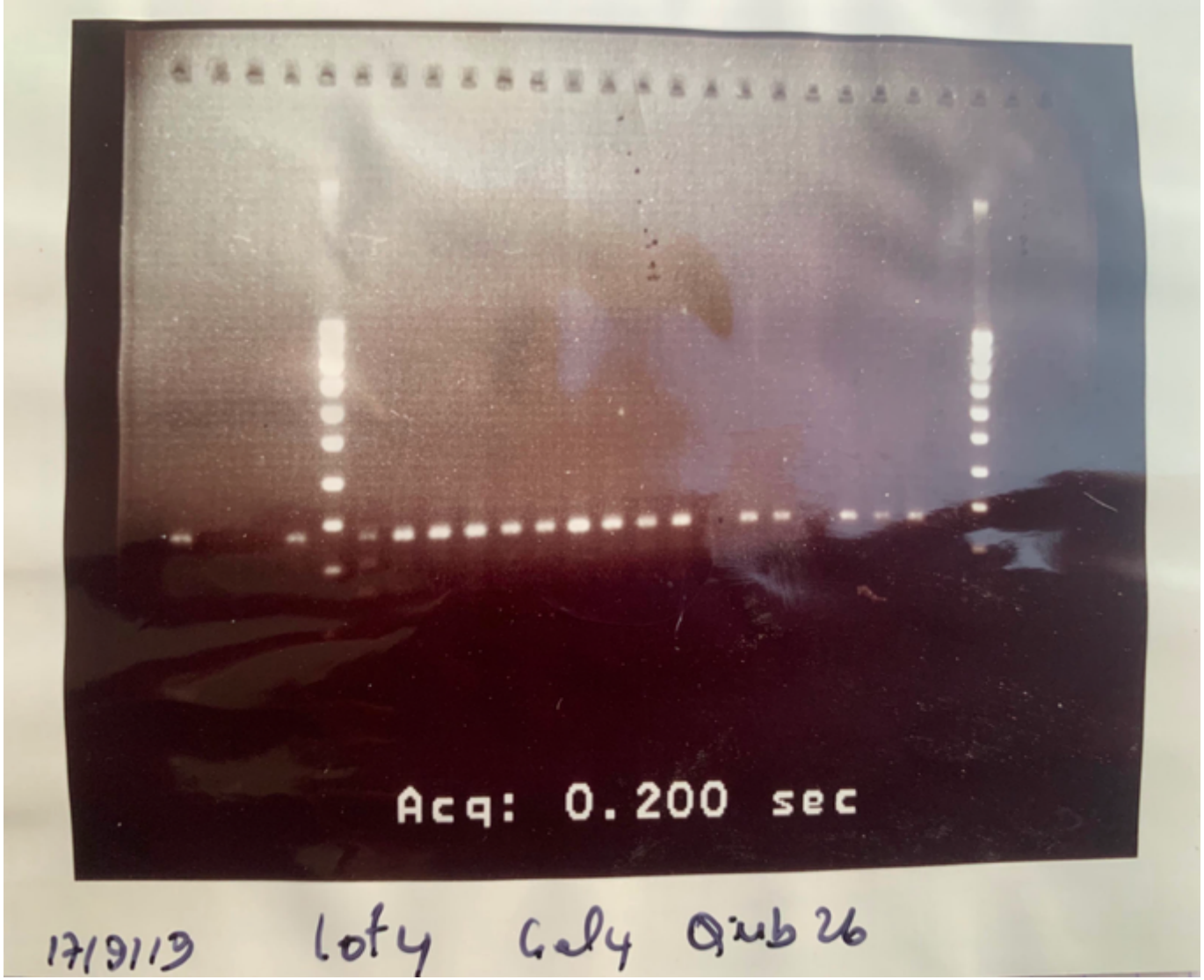

*__SM__: Size Marker (Ladder); __W__: well; __H37Rv__: positive control MTBC reference strain; *__C__: contamination; "__-__ ": negative

Locus: MIRU 4

N°W	1	2	3	4		5	6	7	8	9	10	11	12	13	14	15	16	17	18	19	20	21	22		23	24
ID	H37 Rv	7	54	74	**SM**	80	92	250	373	448	468	478	482	518	548	856	858	872	876	882	886	900	920	**SM**	957	1007
Allele	3	-	-	2		2	2	2	2	2	2	2	2	2	2	-	2	2	2	2	2	2	-		-	-

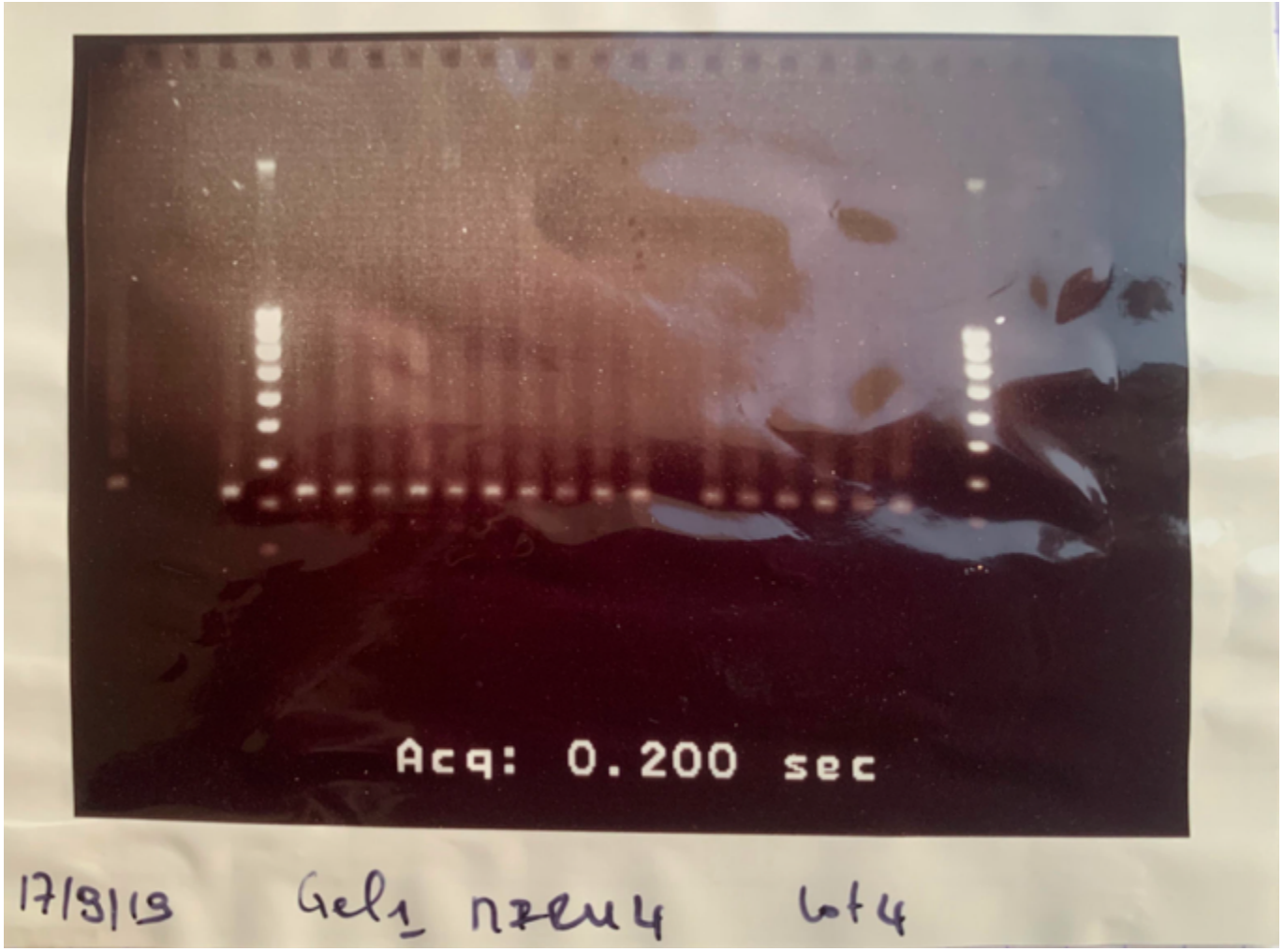

*__SM__: Size Marker (Ladder); __W__: well; __H37Rv__: positive control MTBC reference strain; *__C__: contamination; "__-__ ": negative

Locus: MIRU 26

N°W	1	2	3	4		5	6	7	8	9	10	11	12	13	14	15	16	17	18	19	20	21	22		23	24
ID	H37 Rv	7	54	74	**SM**	80	92	250	373	448	468	478	482	518	548	856	858	872	876	882	886	900	920	**SM**	957	1007
Allele	3	-	-	5		5	5	5	4	4	4	4	4	5	5	-	5	4	5	5	5	5	-		-	-

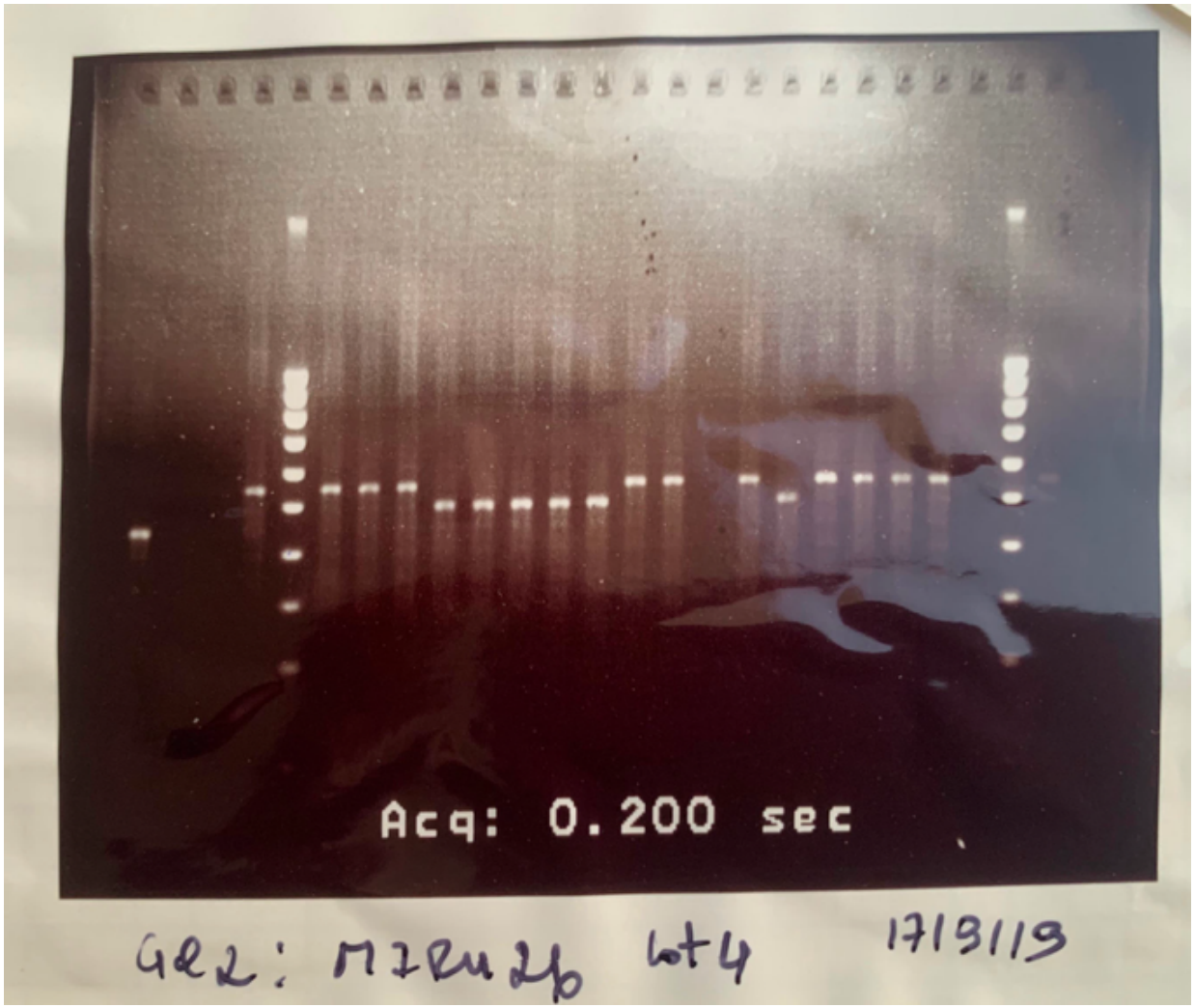

*__SM__: Size Marker (Ladder); __W__: well; __H37Rv__: positive control MTBC reference strain; *__C__: contamination; "__-__ ": negative

Locus: MIRU 40

N°W	1	2	3	4		5	6	7	8	9	10	11	12	13	14	15	16	17	18	19	20	21	22		23	24
ID	H37Rv	7	54	74	**SM**	80	92	250	373	448	468	478	482	518	548	856	858	872	876	882	886	900	920	**SM**	957	1007
Allele	1	-	-	3		4	4	3	3	7	7	2	3	3	3	-	4	2	2	4	4	4	-		-	-

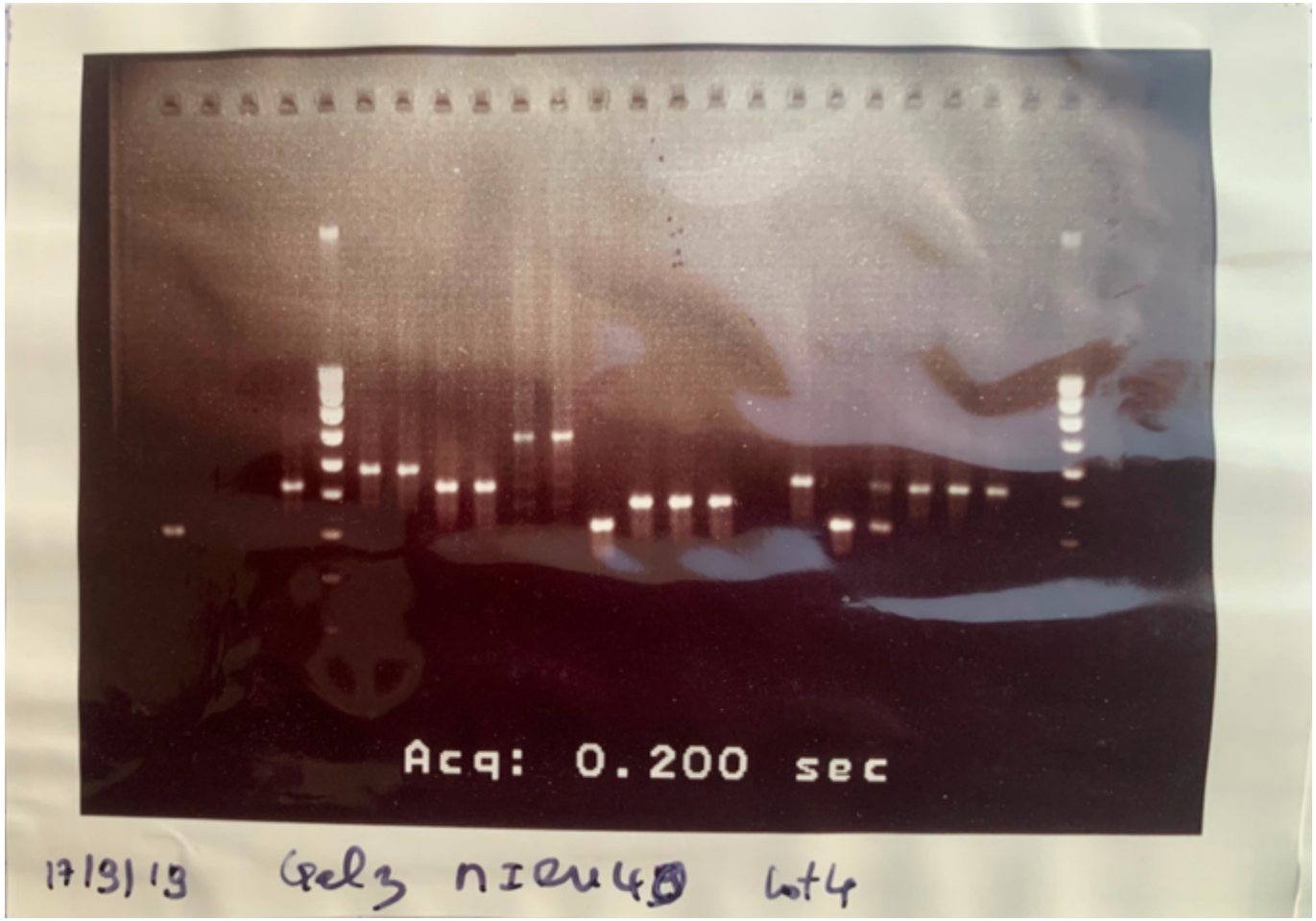

*__SM__: Size Marker (Ladder); __W__: well; __H37Rv__: positive control MTBC reference strain; *__C__: contamination; "__-__ ": negative

Locus: VNTR 2401

N°W	1	2	3	4		5	6	7	8	9	10	11	12	13	14	15	16	17	18	19	20	21	22		23	24
ID	H37 Rv	7	54	74	**SM**	80	92	250	373	448	468	478	482	518	548	856	858	872	876	882	886	900	920	**SM**	957	1007
Allele	2	-	-	3		2	2	2	4	4	4	2	4	2	2	-	2	2	2	2	2	4	-		-	-

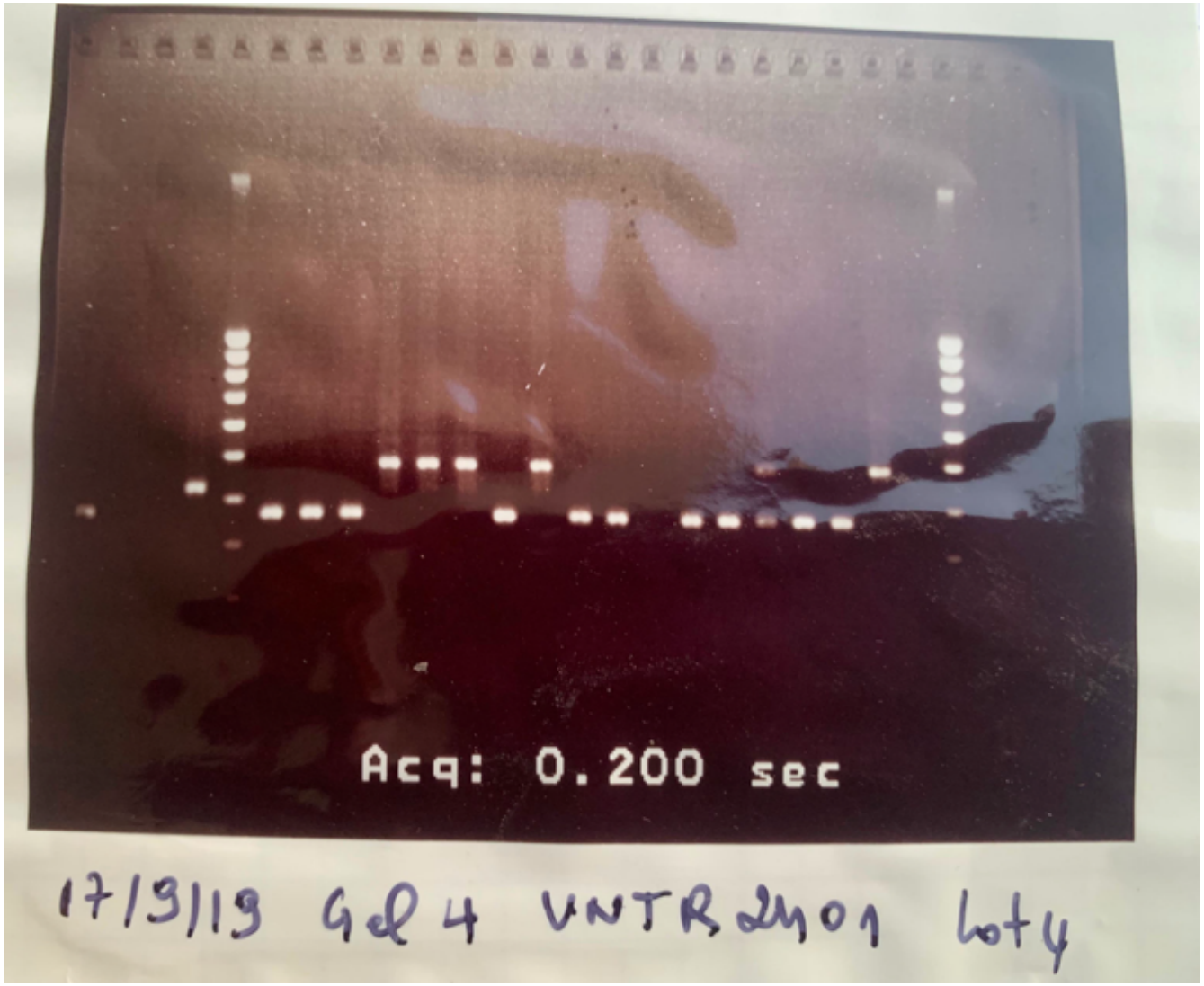

*__SM__: Size Marker (Ladder); **W**: well; **H37Rv**: positive control MTBC reference strain; *__C__: contamination; "**-** ": negative

Locus: ETR A

N°W	1	2	3	4		5	6	7	8	9	10	11	12	13	14	15	16	17	18	19	20	21	22		23	24
ID	H37 Rv	7	54	74	**SM**	80	92	250	373	448	468	478	482	518	548	856	858	872	876	882	886	900	920	**SM**	957	1007
Allele	3	-	-	3		3	3	4	3	3	3	3	7	4	4	-	4	3	3	4	4	3	-		-	-



*__SM__: Size Marker (Ladder); **W**: well; **H37Rv**: positive control MTBC reference strain; *__C__: contamination; "**-** ": negative

Locus: MIRU 27

N°W	1	2	3	4		5	6	7	8	9	10	11	12	13	14	15	16	17	18	19	20	21	22		23	24
ID	H37Rv	7	54	74	**SM**	80	92	250	373	448	468	478	482	518	548	856	858	872	876	882	886	900	920	**SM**	957	1007
Allele	3	-	-	3		3	3	3	3	3	3	3	3	3	3	-	3	3	3	3	3	3	-		-	-

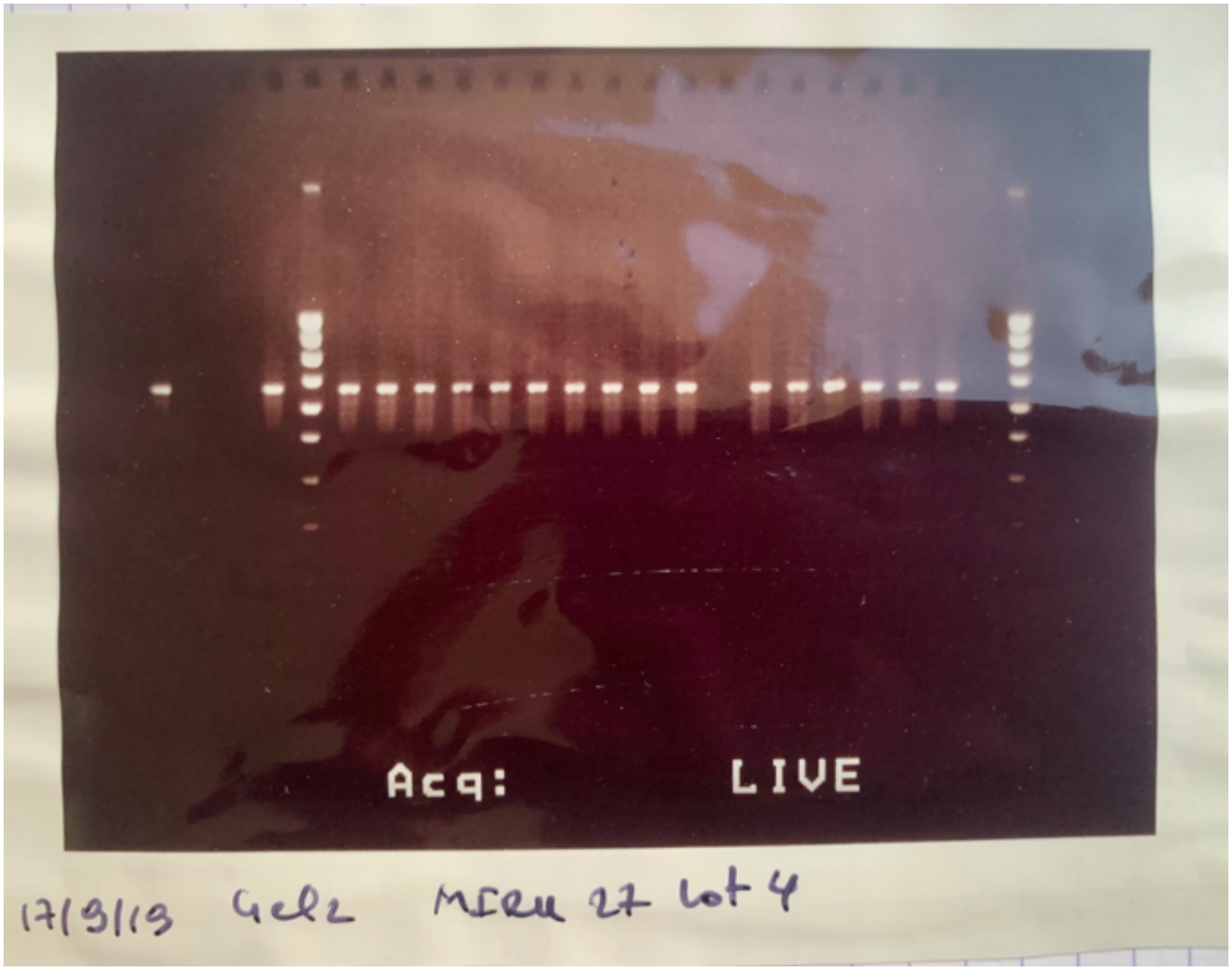

*__SM__: Size Marker (Ladder); __W__: well; __H37Rv__: positive control MTBC reference strain; *__C__: contamination; "__-__ ": negative

Locus: MIRU 20

N°W	1	2	3	4		5	6	7	8	9	10	11	12	13	14	15	16	17	18	19	20	21	22		23	24
ID	H37 Rv	7	54	74	**SM**	80	92	250	373	448	468	478	482	518	548	856	858	872	876	882	886	900	920	**SM**	957	1007
Allele	2	-	-	2		2	2	1	2	2	2	2	2	1	1	-	1	2	2	1	1	2	-		-	-

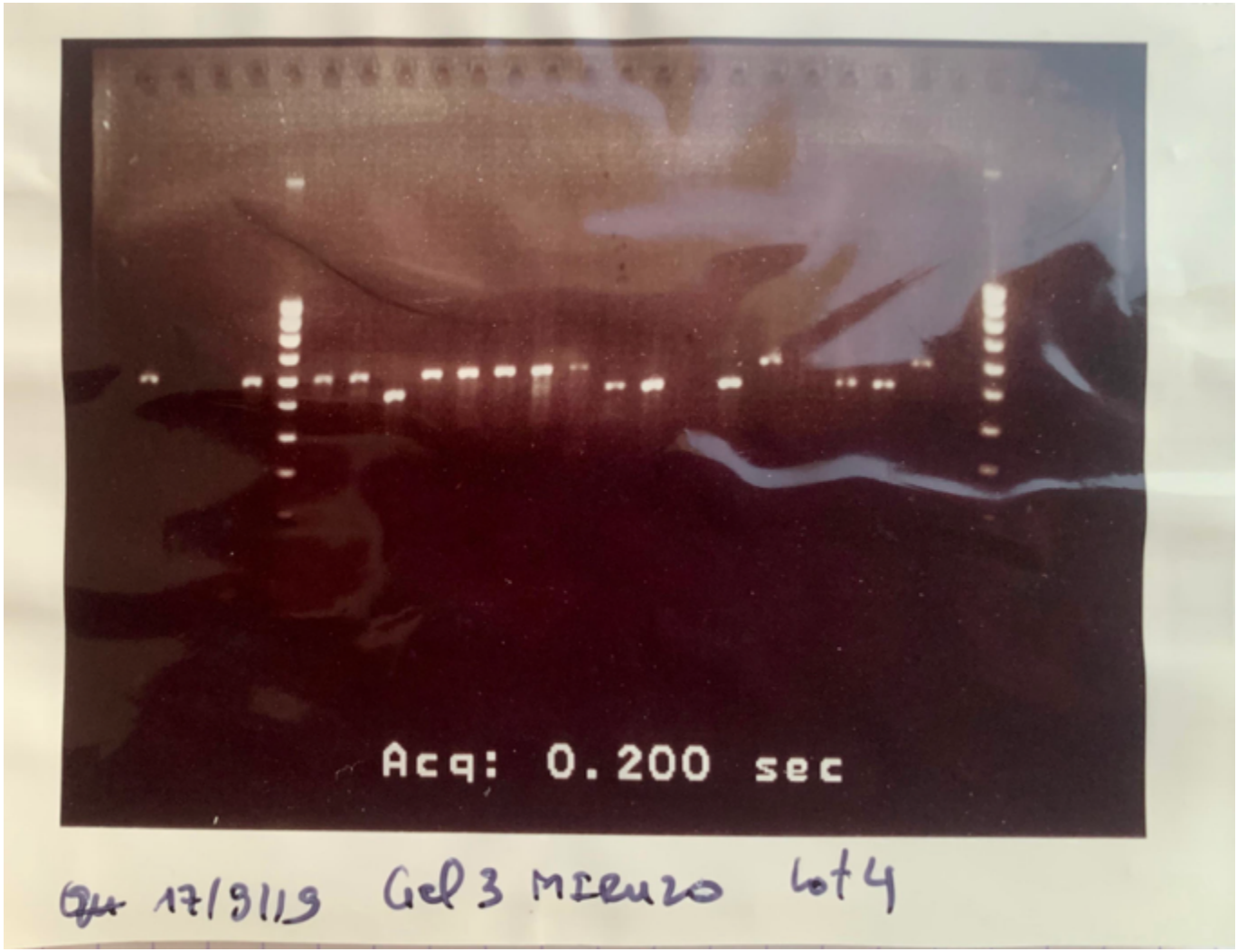

*__SM__: Size Marker (Ladder); __W__: well; __H37Rv__: positive control MTBC reference strain; *__C__: contamination; "__-__ ": negative

Locus: Qub 11B

N°W	1	2	3	4		5	6	7	8	9	10	11	12	13	14	15	16	17	18	19	20	21	22		23	24
ID	H37 Rv	7	54	74	**SM**	80	92	250	373	448	468	478	482	518	548	856	858	872	876	882	886	900	920	**SM**	957	1007
Allele	5	-	-	4		2	2	6	5	3	3	2	5	5	5	-	6	2	3	6	6	3	-		-	-



*__SM__: Size Marker (Ladder); **W**: well; **H37Rv**: positive control MTBC reference strain; *__C__: contamination; "**-** ": negative

Locus: MIRU 49

N°W	1	2	3	4		5	6	7	8	9	10	11	12	13	14	15	16	17	18	19	20	21	22		23	24
ID	H37 Rv	7	54	74	**SM**	80	92	250	373	448	468	478	482	518	548	856	858	872	876	882	886	900	920	**SM**	957	1007
Allele	1	-	-	1		1	1	1	1	1	1	1	1	1	1	-	1	1	-	2	1	2	-		-	-

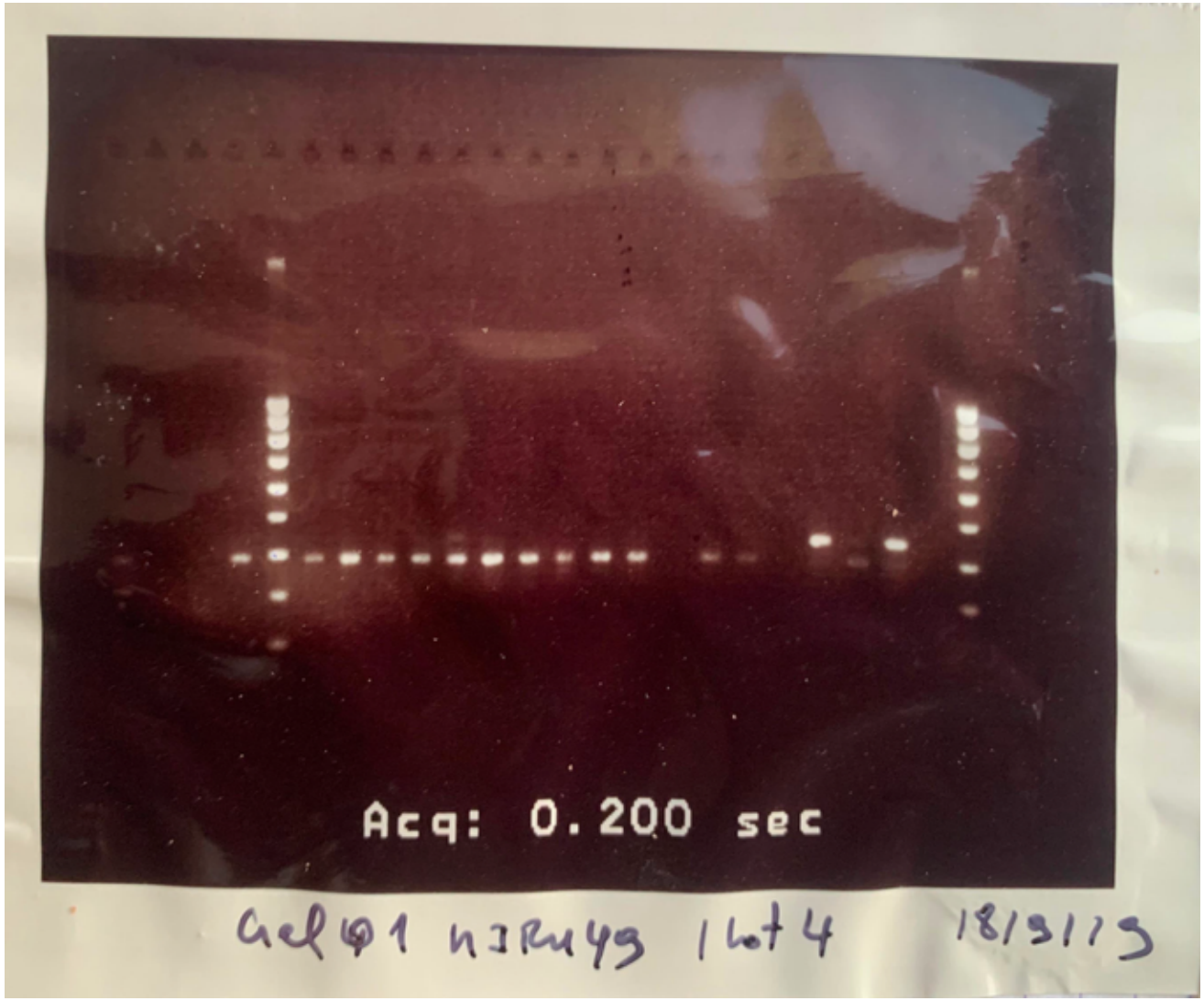

*__SM__: Size Marker (Ladder); **W**: well; **H37Rv**: positive control MTBC reference strain; *__C__: contamination; "**-** ": negative

Locus: MIRU 52

N°W	1	2	3	4		5	6	7	8	9	10	11	12	13	14	15	16	17	18	19	20	21	22		23	24
ID		7	54	74	**SM**	80	92	250	373	448	468	478	482	518	548	856	858	872	876	882	886	900	920	**SM**	H37 Rv	1007
Allele	-	-	3			3	3	1	3	3	3	4	2	3	C*	-	6	4	3	7	3	3	-		1	-

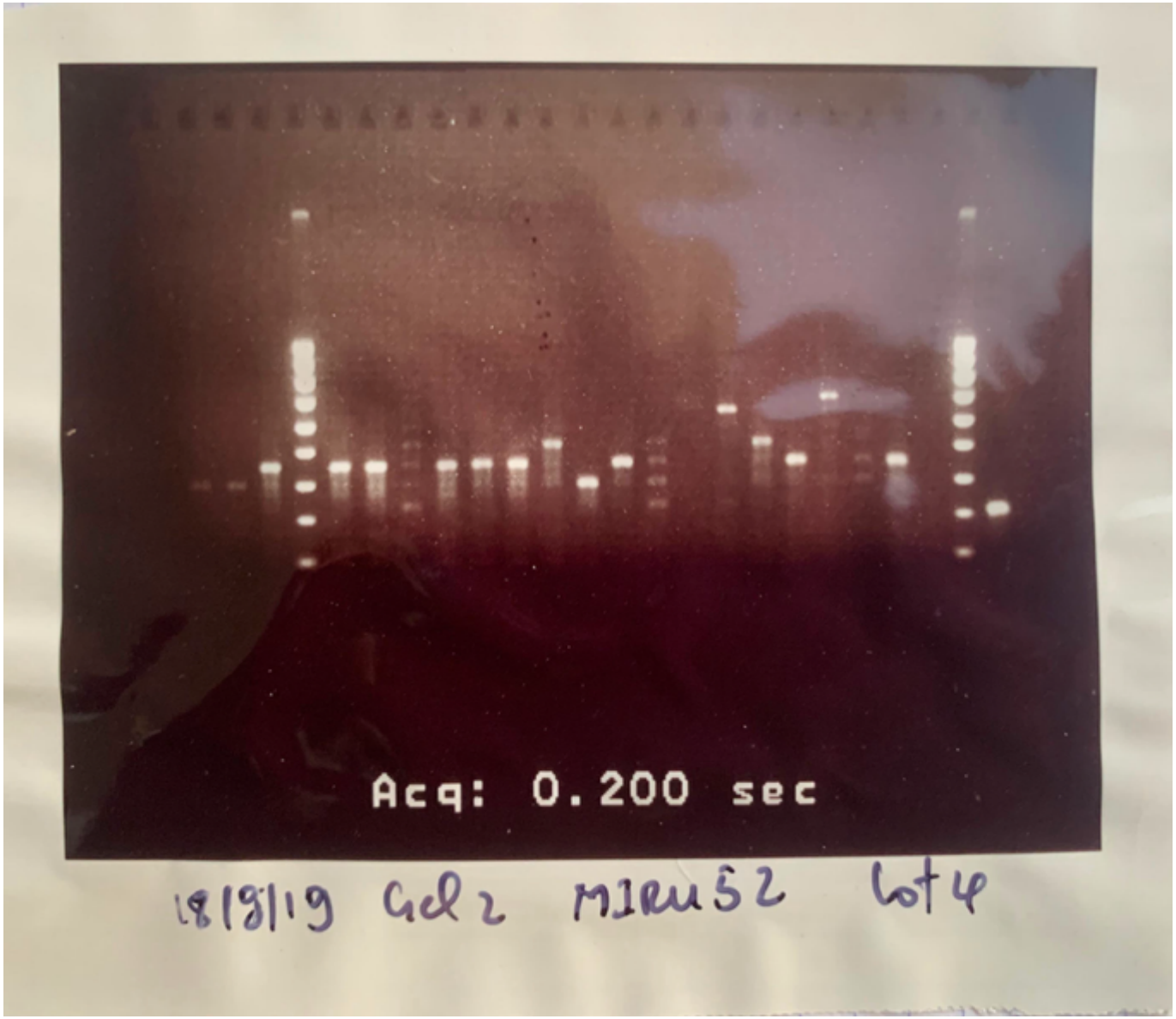

*__SM__: Size Marker (Ladder); **W**: well; **H37Rv**: positive control MTBC reference strain; *__C__: contamination; "**-** ": negative

Locus: ETR C

N°W	1	2	3	4		5	6	7	8	9	10	11	12	13	14	15	16	17	18	19	20	21	22		23	24
ID	H37 Rv	7	54	74	**SM**	80	92	250	373	448	468	478	482	518	548	856	858	872	876	882	886	900	920	**SM**	957	1007
Allele	2	-	-	-		5	5	4	3	3	3	4	5	3	3	-	4	4	3	4	4	3	-		4	-

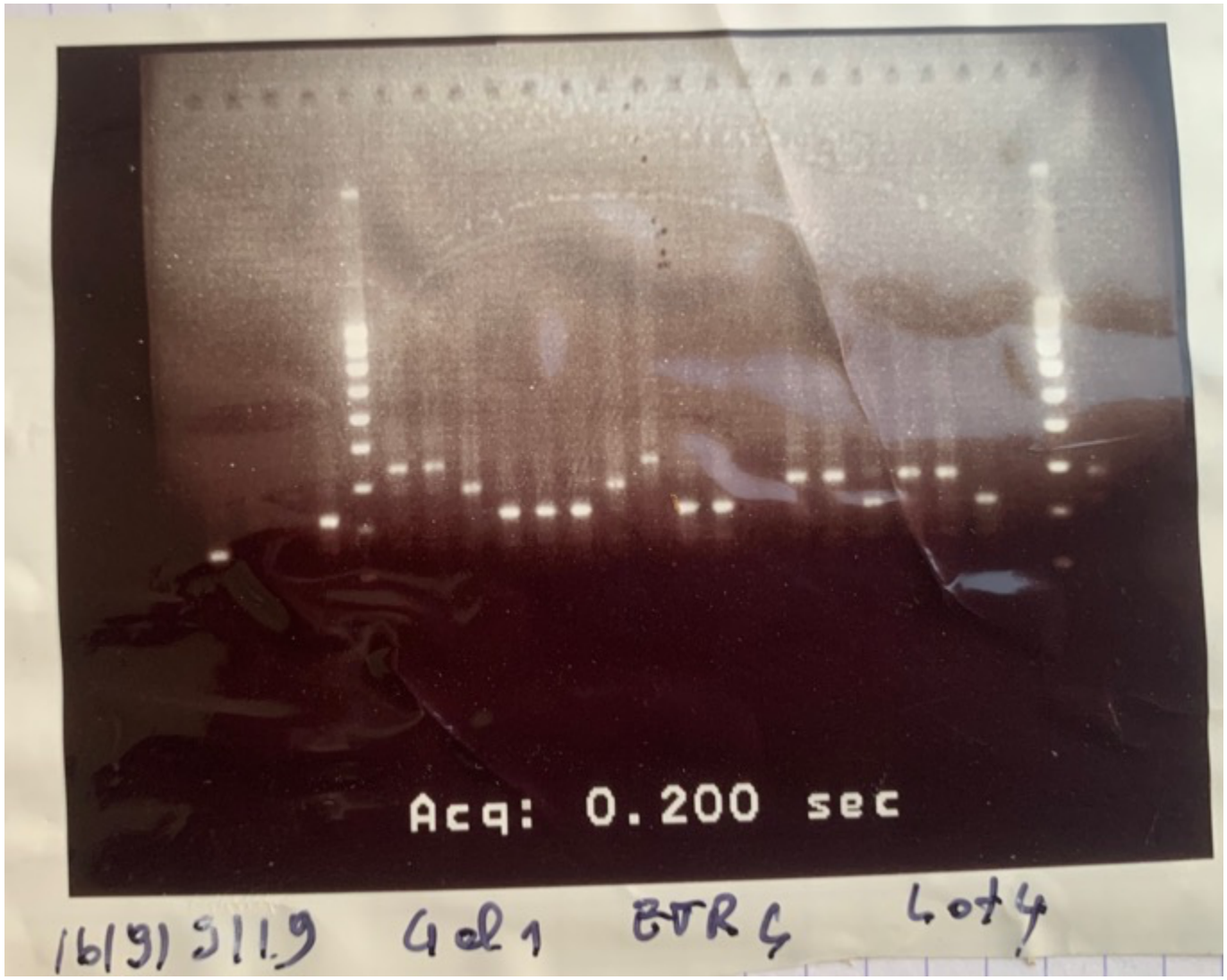

*__SM__: Size Marker (Ladder); __W__: well; __H37Rv__: positive control MTBC reference strain; *__C__: contamination; "__-__ ": negative

Locus: VNTR 424

N°W	1	2	3	4	SM*	5	6	7	8	9	10	11	12	13	14	15	16	17	18	19	20	21	22	SM	23	24
ID	H37RV	253	349a	350		351	363	367	369	370	371a	372	408	470	476	480	481	531	673	704	813	922	1007		349b	372b
Allele	2	2	2	2		2	2	2	-	2	2	2	C*	2	4	2	2	2	-	3	2	3	-		2	-

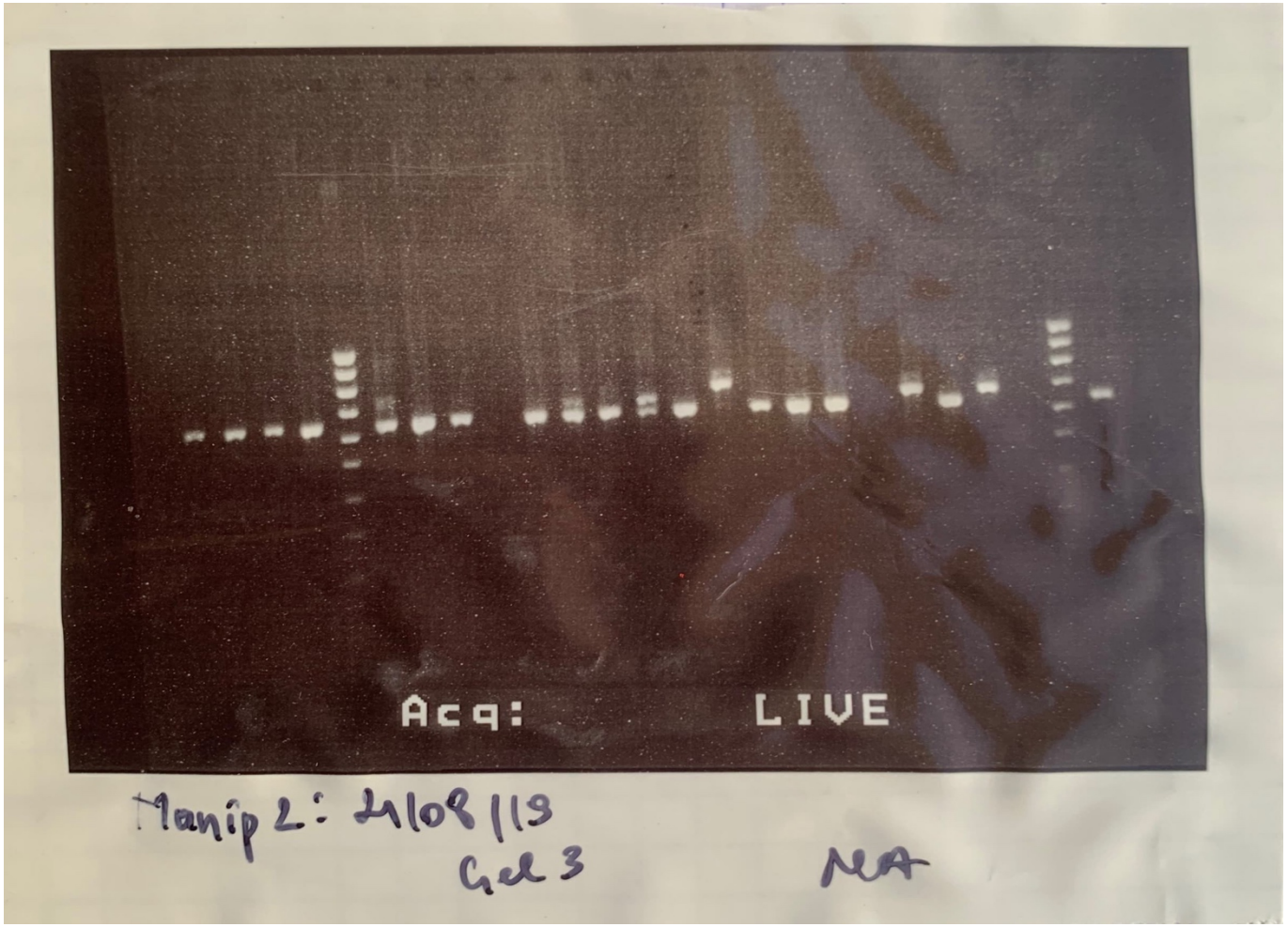

***SM**: Size Marker (Ladder); **W**: well; **H37Rv**: positive control reference MTBC strain ATCC; ***C**: contamination; "**-** ": negative

Locus ETRB

N°W	1	2	3	4	SM	5	6	7	8	9	10	11	12	13	14	15	16	17	18	19	20	21	22	SM	23	24
ID	H37 RV	253	349a	350		351	363	367	369	370	371a	372	408	470	476	480	481	531	673	704	813	922	1007		349b	372b
Allele	7	6	6	6		6	6	6	-	6	6	6	6	6	6	6	6	6	-	6	6	6	-		6	-

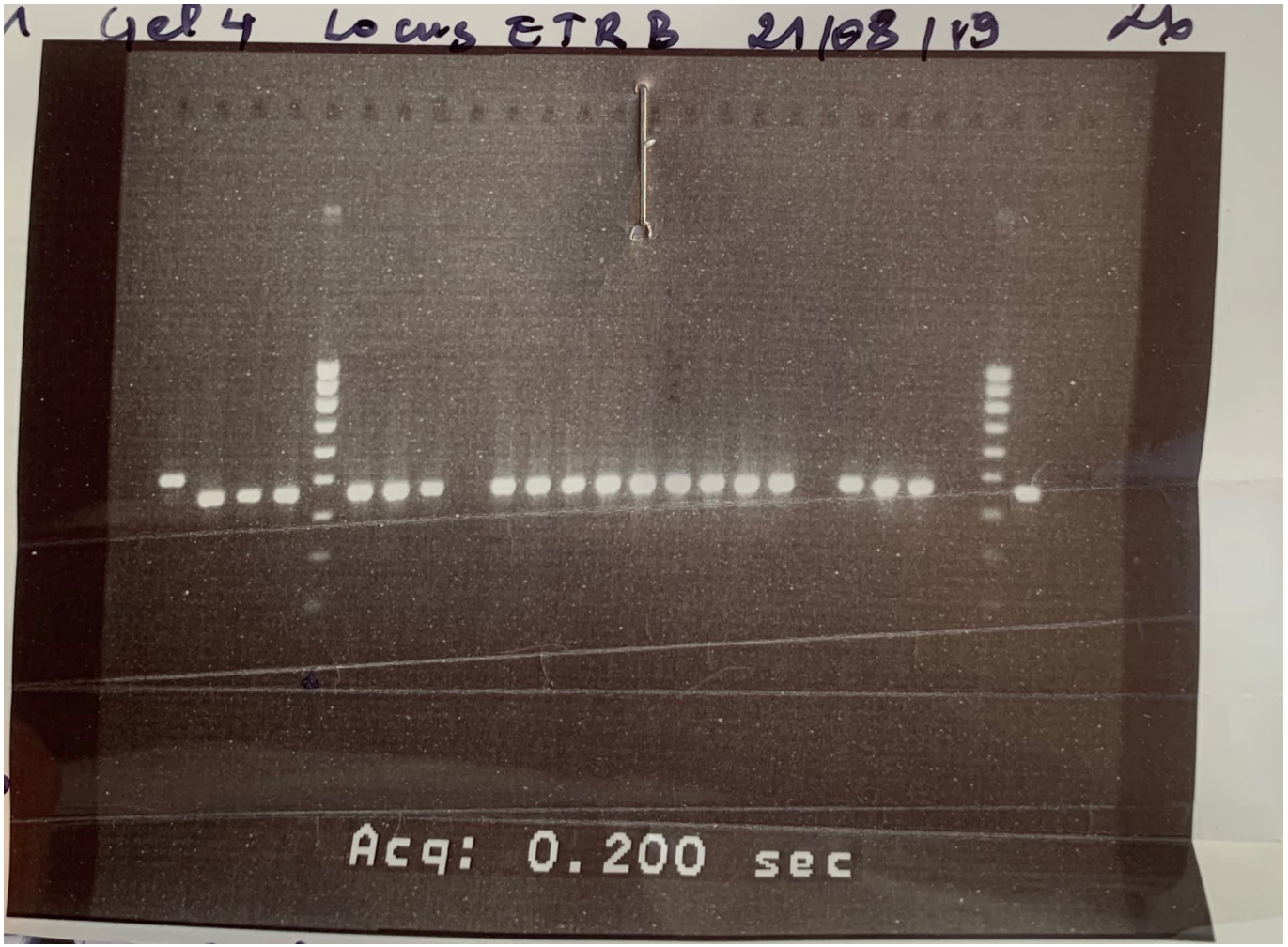

***SM**: Size Marker (Ladder); **W**: well; **H37Rv**: positive control reference MTBC strain ATCC; ***C**: contamination; “**-** “: negative

Locus: MIRU 27

N°W	1	2	3	4		5	6	7	8	9	10	11	12	13	14	15	16	17	18	19	20	21	22		23	24
ID	H37 Rv	253	349a	350	**SM**	351	363	367	369	370	371a	372	408	470	476	480	481	531	673	704	813	922	1007	**SM**	349b	372b
Allele	3	3	3	3		3	3	3	-	3	3	3	3	3	3	3	3	3	-	3	3	3	-		3	-

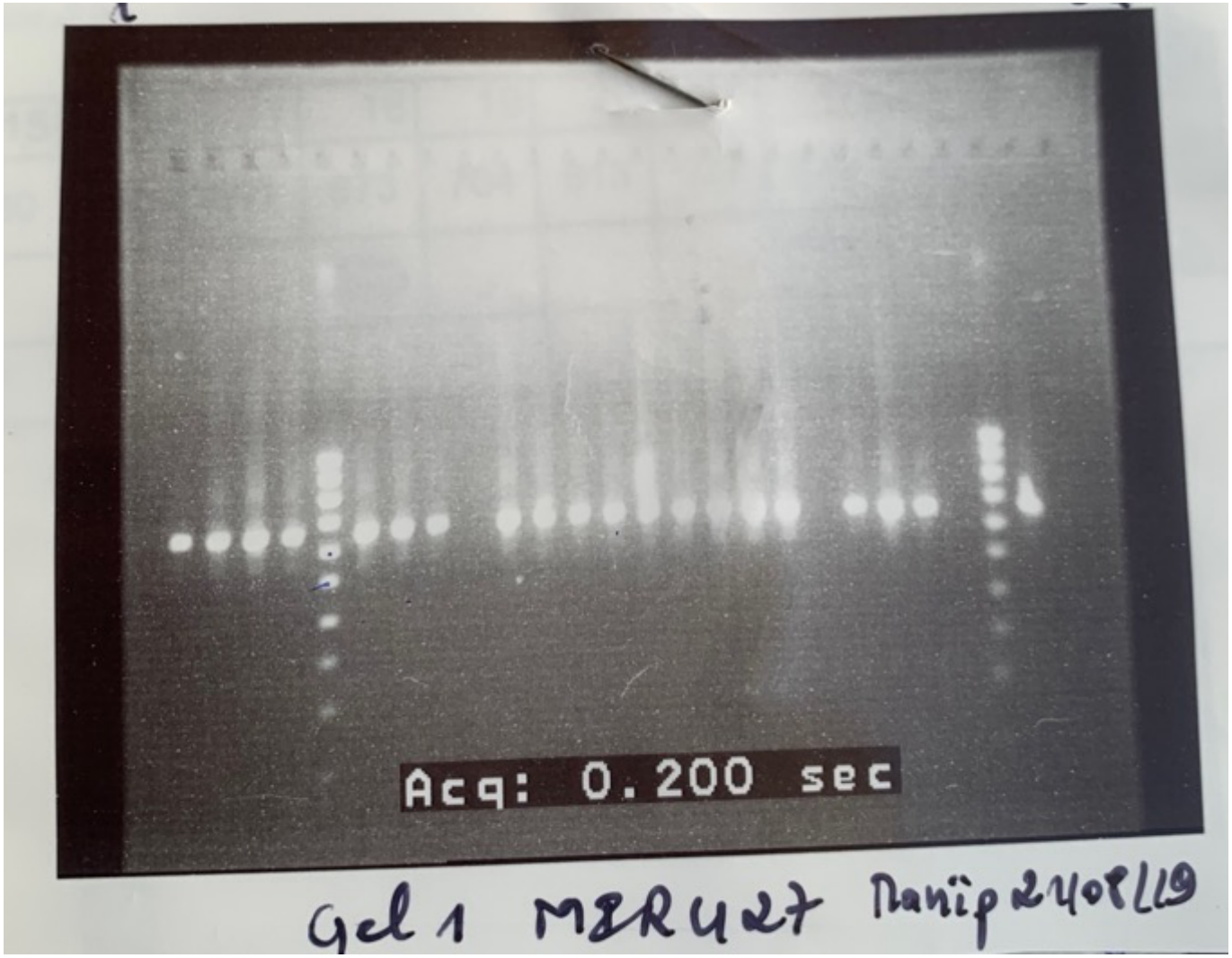

*__SM__: Size Marker (Ladder); **W**: well; **H37Rv**: positive control MTBC reference strain; *__C__: contamination; "**-** ": negative

Locus: MIRU 24

N°W	1	2	3	4	SM	5	6	7	8	9	10	11	12	13	14	15	16	17	18	19	20	21	22	SM	23	24
ID	H37 RV	253	349a	350		351	363	367	369	370	371a	372	408	470	476	480	481	531	673	704	813	922	1007	_	349b	372b
Allele	1	-	1	1		1	1	1	-	1	1	1	1	1	1	1	1	1	-	1	1	1	-		1	-

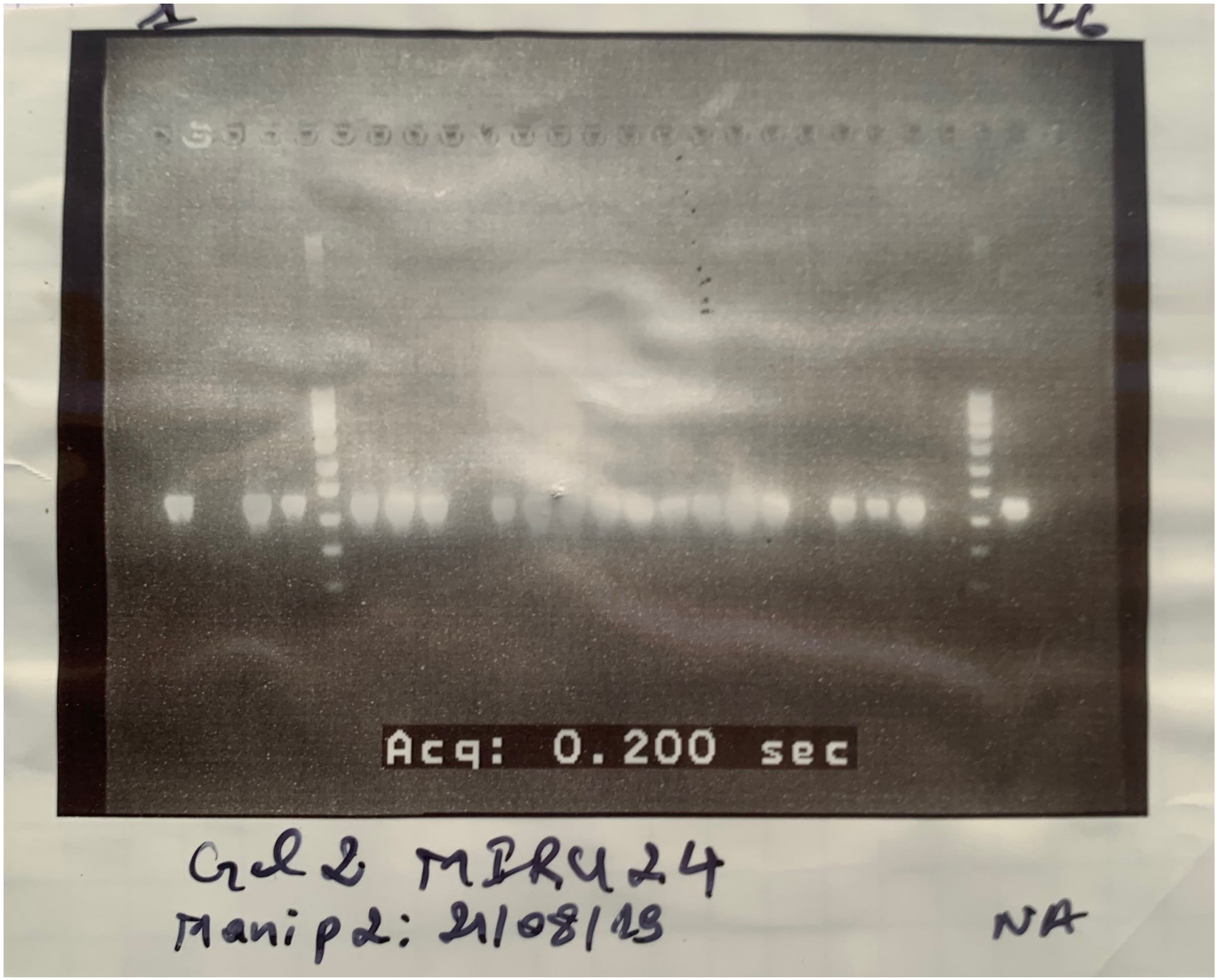

*SM: Size Marker (Ladder); **W**: well; **H37Rv**: positive control reference MTBC strain ATCC; ***C**: contamination; "**-** ": negative

Locus: MIRU 27

N°W	1	2	3	4		5	6	7	8	9	10	11	12	13	14	15	16	17	18	19	20	21	22		23	24
ID	H37 RV	253	349a	350	**SM**	351	363	367	369	370	371a	372	408	470	476	480	481	531	673	704	813	922	1007	**SM**	349b	372b
Allele	3	3	3	3		3	3	3	-	3	3	3	3	3	3	3	3	3	-	3	3	3	-		3	-

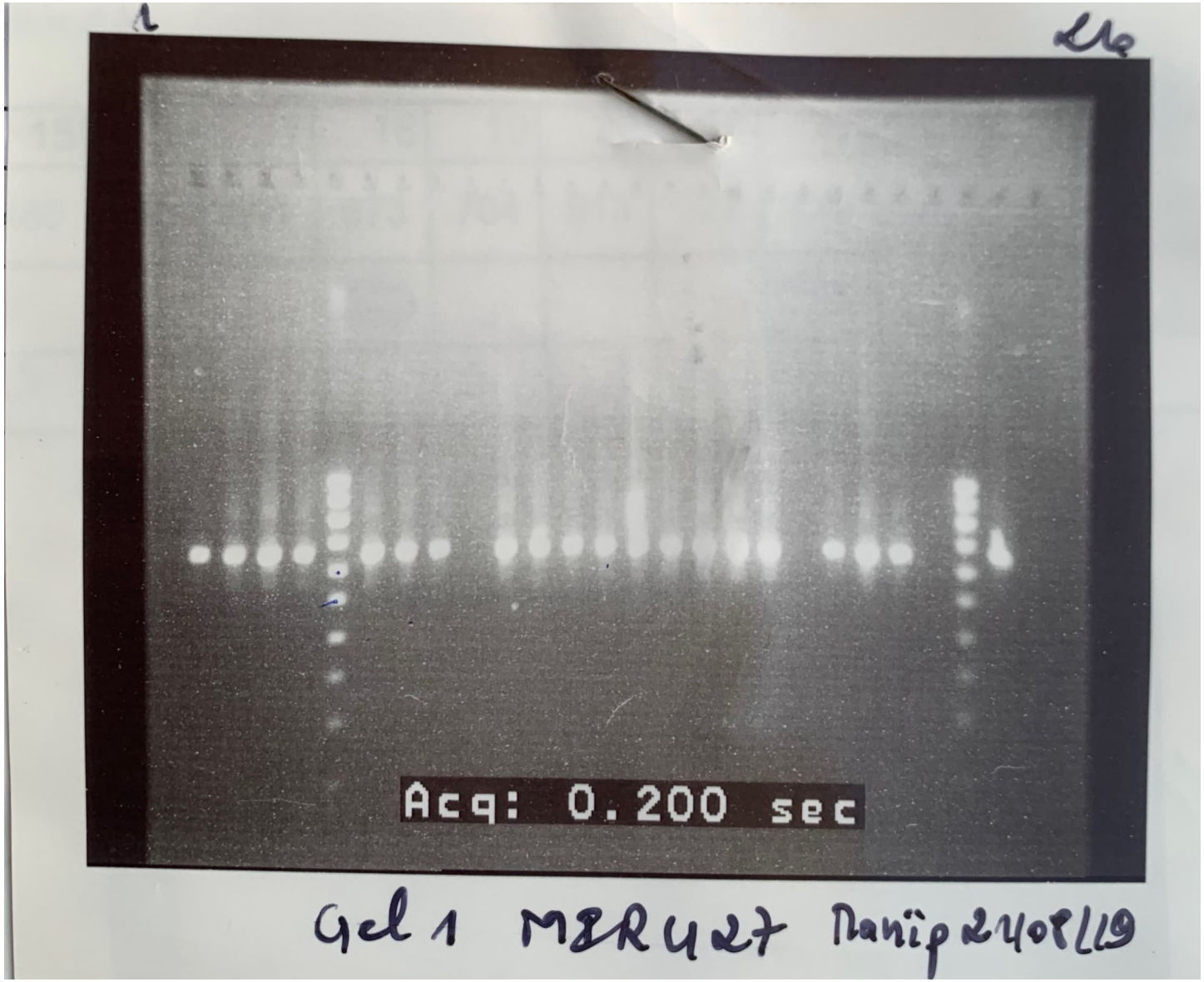

*__SM__: Size Marker (Ladder); **W**: well; **H37Rv**: positive control reference MTBC strain ATCC; ***C**: contamination; “**-** “: negative

Locus: Qub 11B

N°W	1	2	3	4		5	6	7	8	9	10	11	12	13	14	15	16	17	18	19	20	21	22		23	24
ID	H37 Rv	253	349a	350	**SM**	351	363	367	369	370	371a	372	408	470	476	480	481	531	673	704	813	922	1007	**SM**	349b	372b
Allele	5	3	3	5		3	3	3	-	6	2	3	2	3	6	6	6	1	-	2	2	2	-		2	-

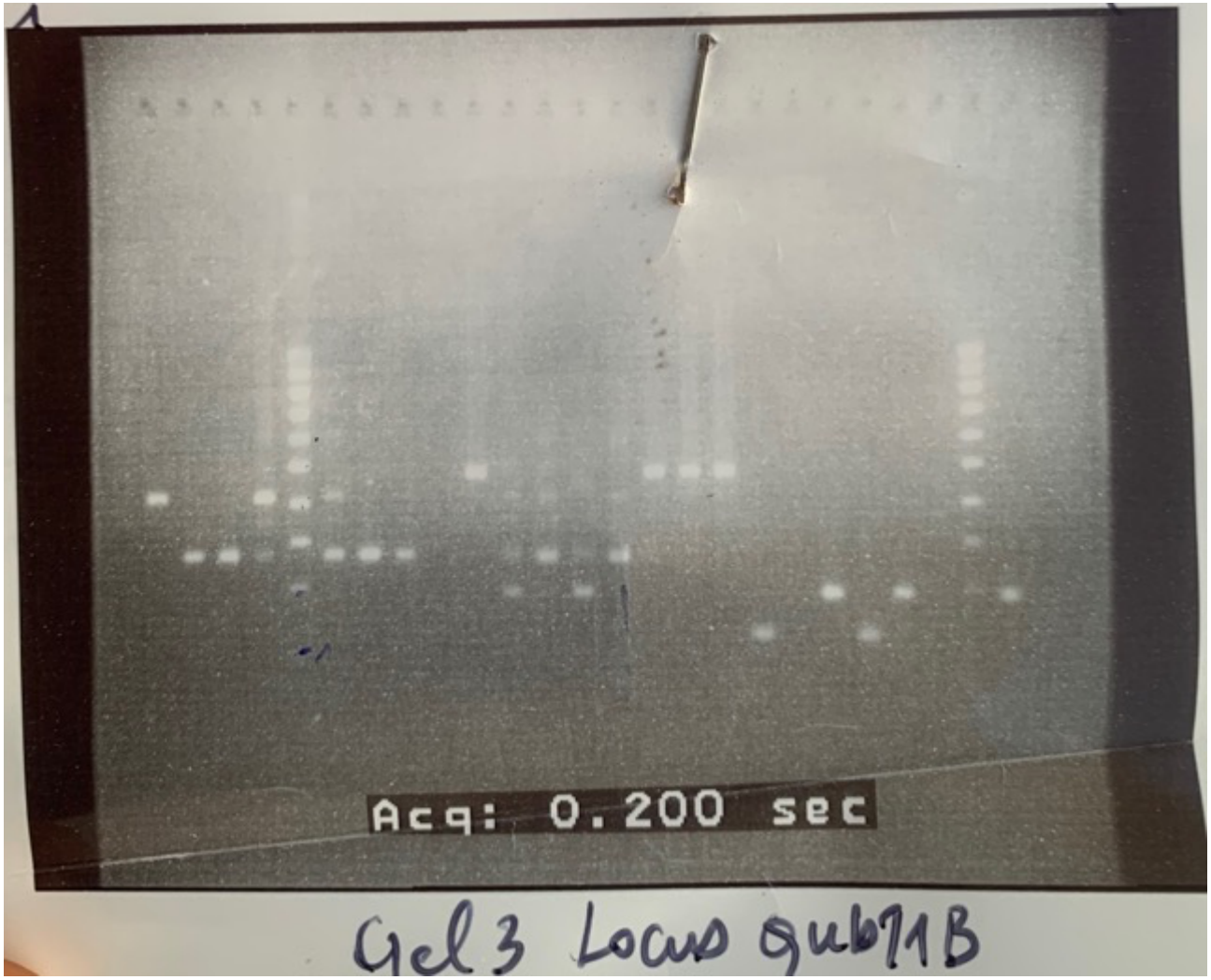

*__SM__: Size Marker (Ladder); **W**: well; **H37Rv**: positive control MTBC reference strain; *__C__: contamination; "**-** ": negative

Locus: MIRU 10

N°W	1	2	3	4		5	6	7	8	9	10	11	12	13	14	15	16	17	18	19	20	21	22		23	24
ID	H37 RV	253	349a	350	SM	351	363	367	369	370	371a	372	408	470	476	480	481	531	673	704	813	922	1007	SM	349b	372b
Allele	3	3	3	3		3	3	-	-	3	3	3	C*	3	3	3	3	3	-	-	3	3	3		3	-

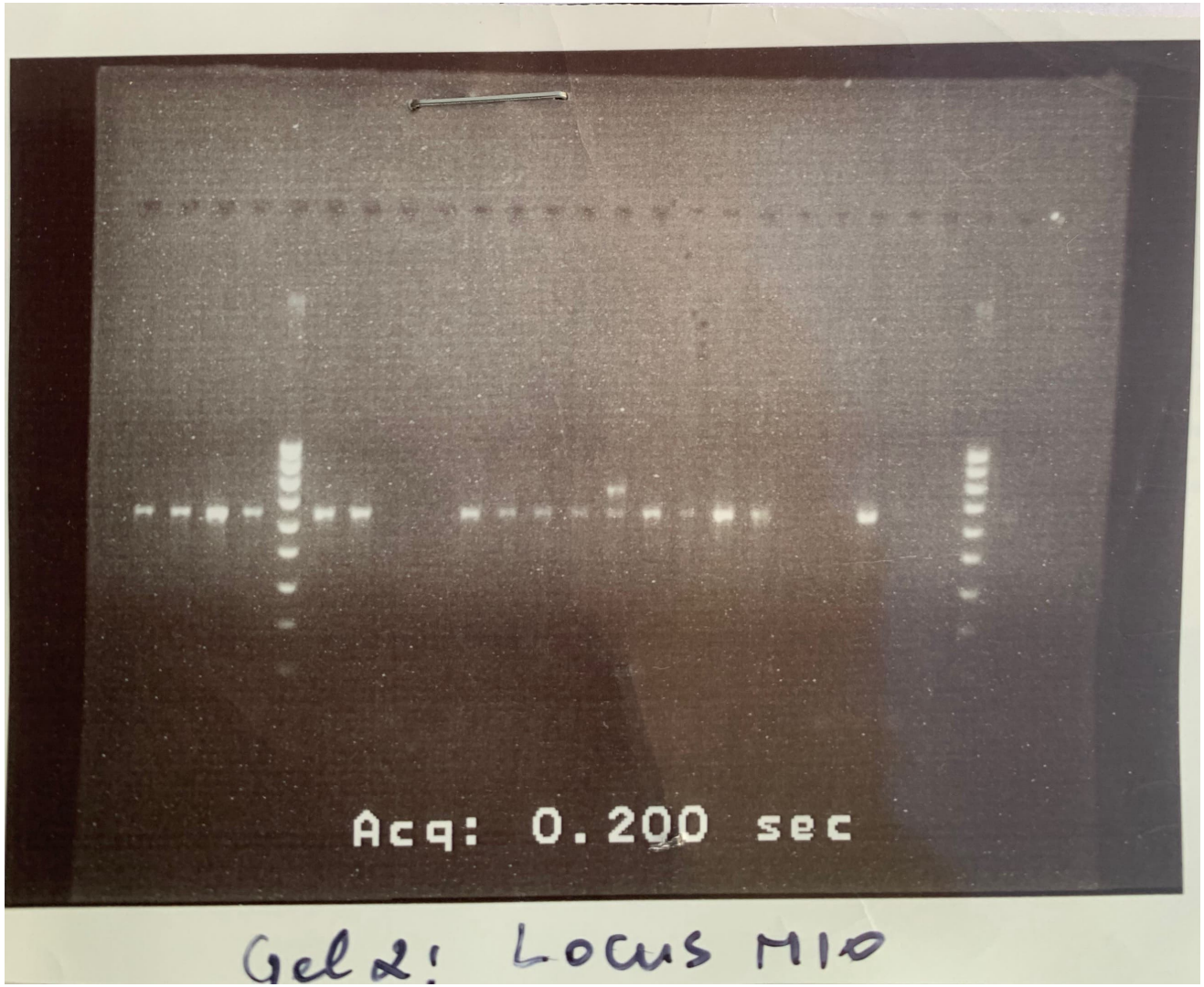

***SM**: Size Marker (Ladder); **W**: well; **H37Rv**: positive control reference MTBC strain ATCC; ***C**: contamination; "**-** ": negative

Locus: MIRU 31

N°W	1	2	3	4	SM	5	6	7	8	9	10	11	12	13	14	15	16	17	18	19	20	21	22	SM	23	24
ID	H37 RV	253	349a	350		351	363	367	369	370	371a	372	408	470	476	480	481	531	673	704	813	922	1007		349b	372b
Allele	3	3	3	3		c*	3	3	-	3	3	3	c*	c*	c*	3	3	3	-	2	3	2	-		2	-

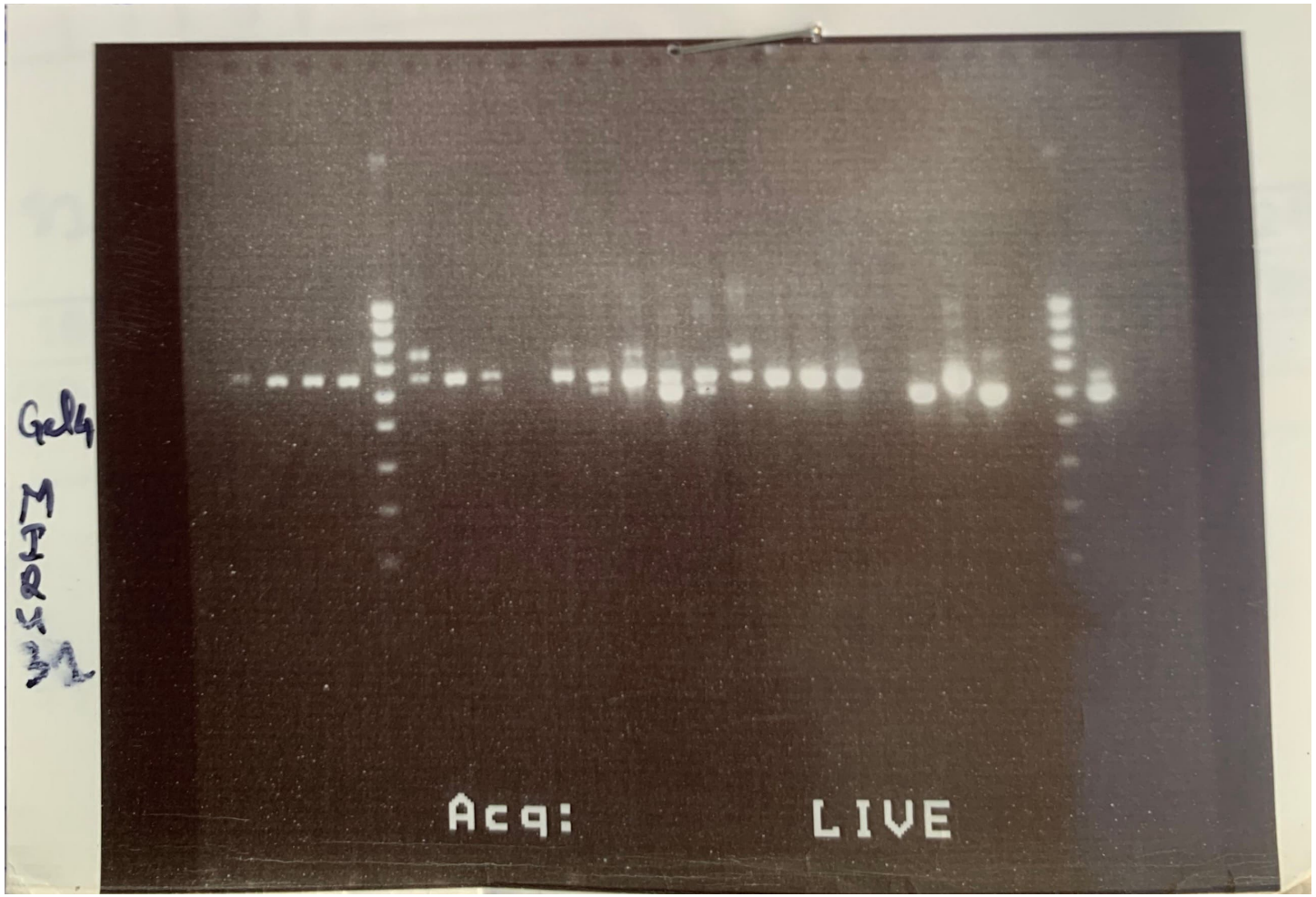

***SM**: Size Marker (Ladder); **W**: well; **H37Rv**: positive control reference MTBC strain ATCC; ***C**: contamination; “**-** “: negative

Locus: MIRU 16

N°W	1	2	3	4		5	6	7	8	9	10	11	12	13	14	15	16	17	18	19	20	21	22		23	24
ID	H37 RV	253	349a	350	**SM**	351	363	367	369	370	371a	372	408	470	476	480	481	531	673	704	813	922	1007	**SM**	349b	372b
Allele	2	3	3	3		c*	3	3	-	3	4	c*	3	3	3	3	3	3	-	3	2	2	-		2	-

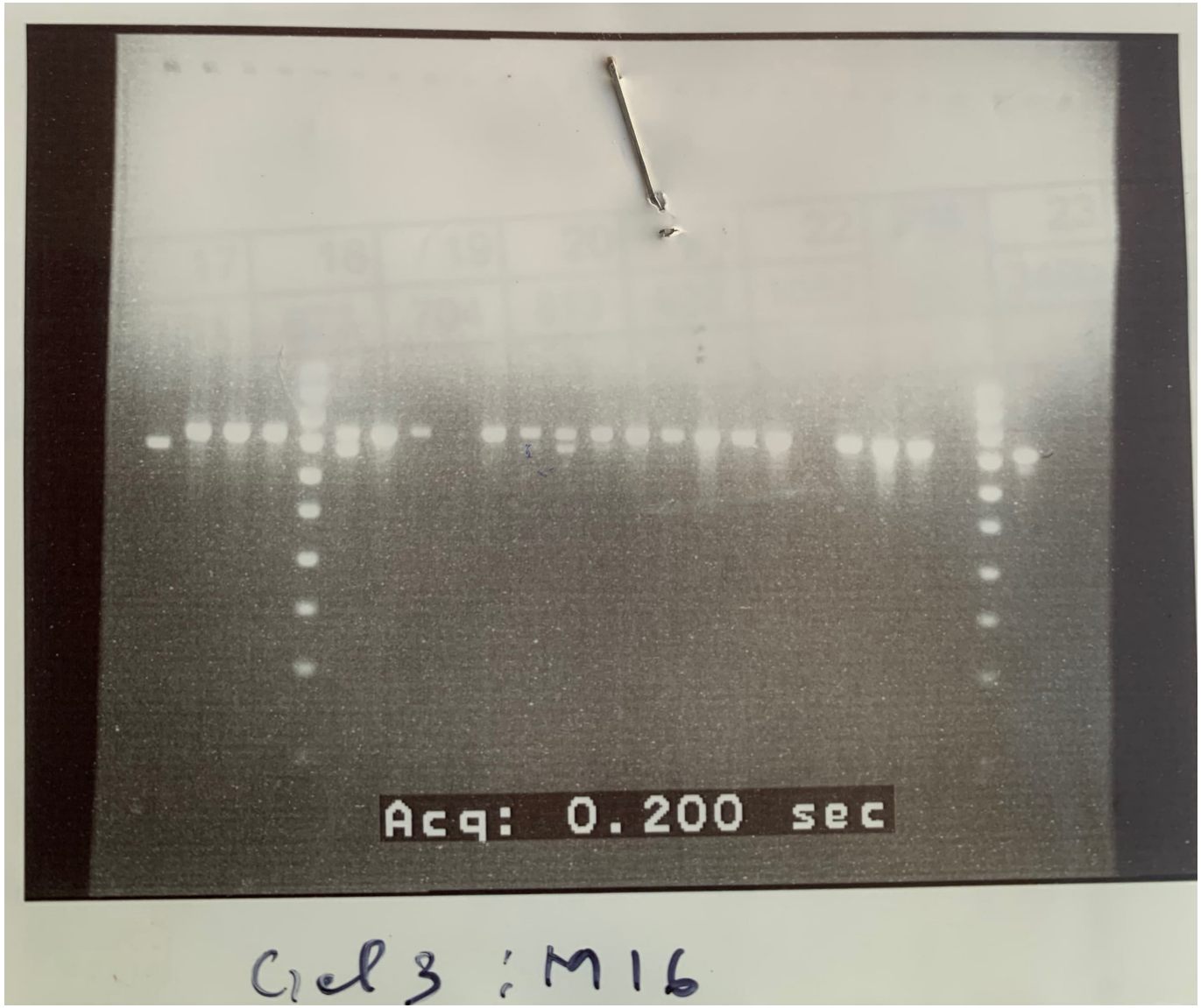

*__SM__: Size Marker (Ladder); __W__: well; __H37Rv__: positive control reference MTBC strain ATCC; *__C__: contamination; "**-** ": negative

Locus: MIRU 23

N°W	1	2	3	4		5	6	7	8	9	10	11	12	13	14	15	16	17	18	19	20	21	22		23	24
ID	H37 RV	253	349a	350	**SM**	351	363	367	369	370	371a	372	408	470	476	480	481	531	673	704	813	922	1007	**SM**	349b	372b
Allele	6	5	5	5		5	5	c*	-	5	5	c*	c*	c*	5	4	5	5	-	6	5	6	-		-	5

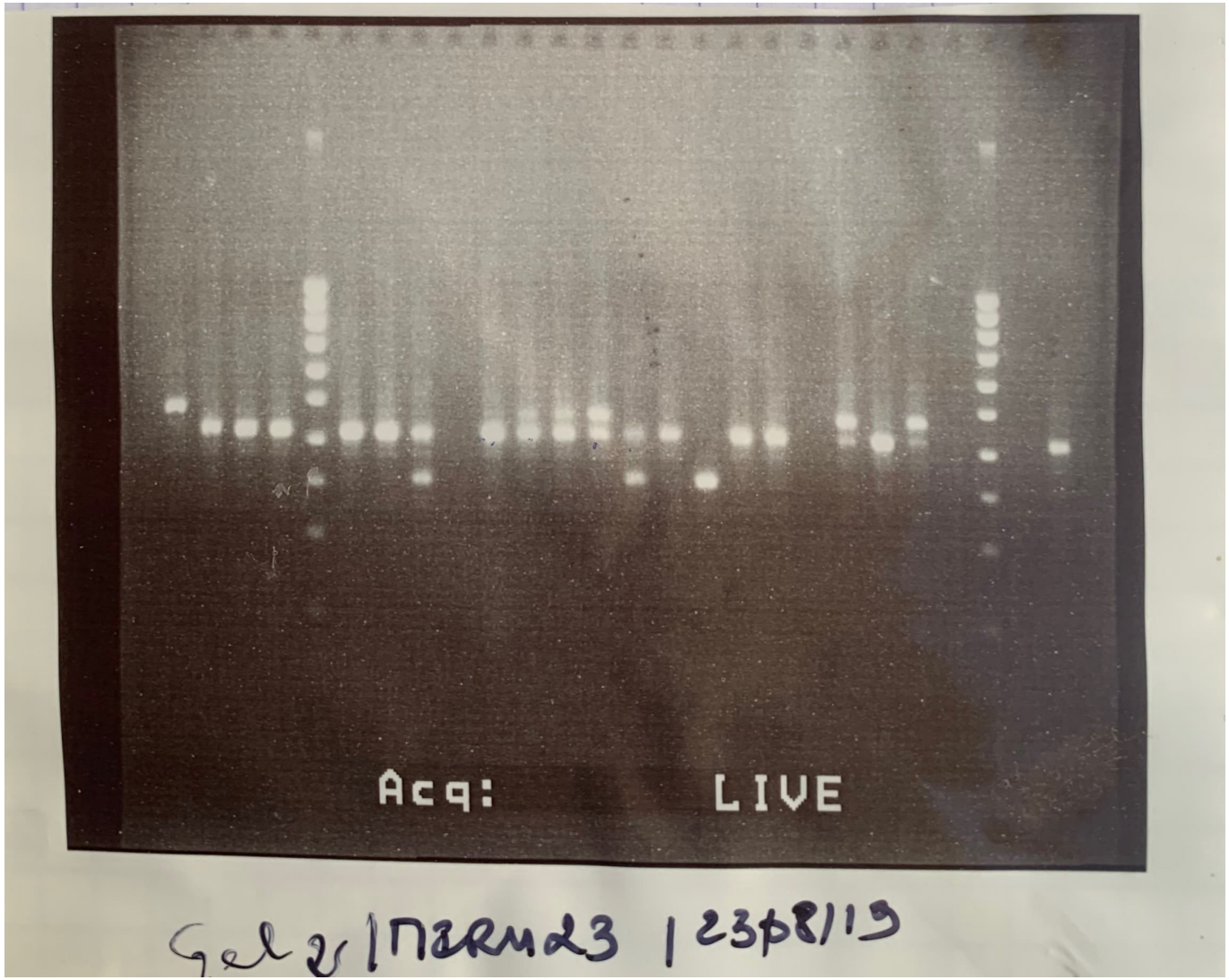

***SM**: Size Marker (Ladder); **W**: well; **H37Rv**: positive control reference MTBC strain ATCC; ***C**: contamination; "**-** ": negative

Locus: MIRU 2

N°W	1	2	3	4		5	6	7	8	9	10	11	12	13	14	15	16	17	18	19	20	21	22		23	24
ID	H37 RV	253	349a	350	**SM**	351	363	367	369	370	371a	372	408	470	476	480	481	531	673	704	813	922	1007	**SM**	349b	372b
Allele	2	2	2	2		2	2	2	-	2	C*	2	C*	2	2	2	2	2	-	1	2	1	-		-	2

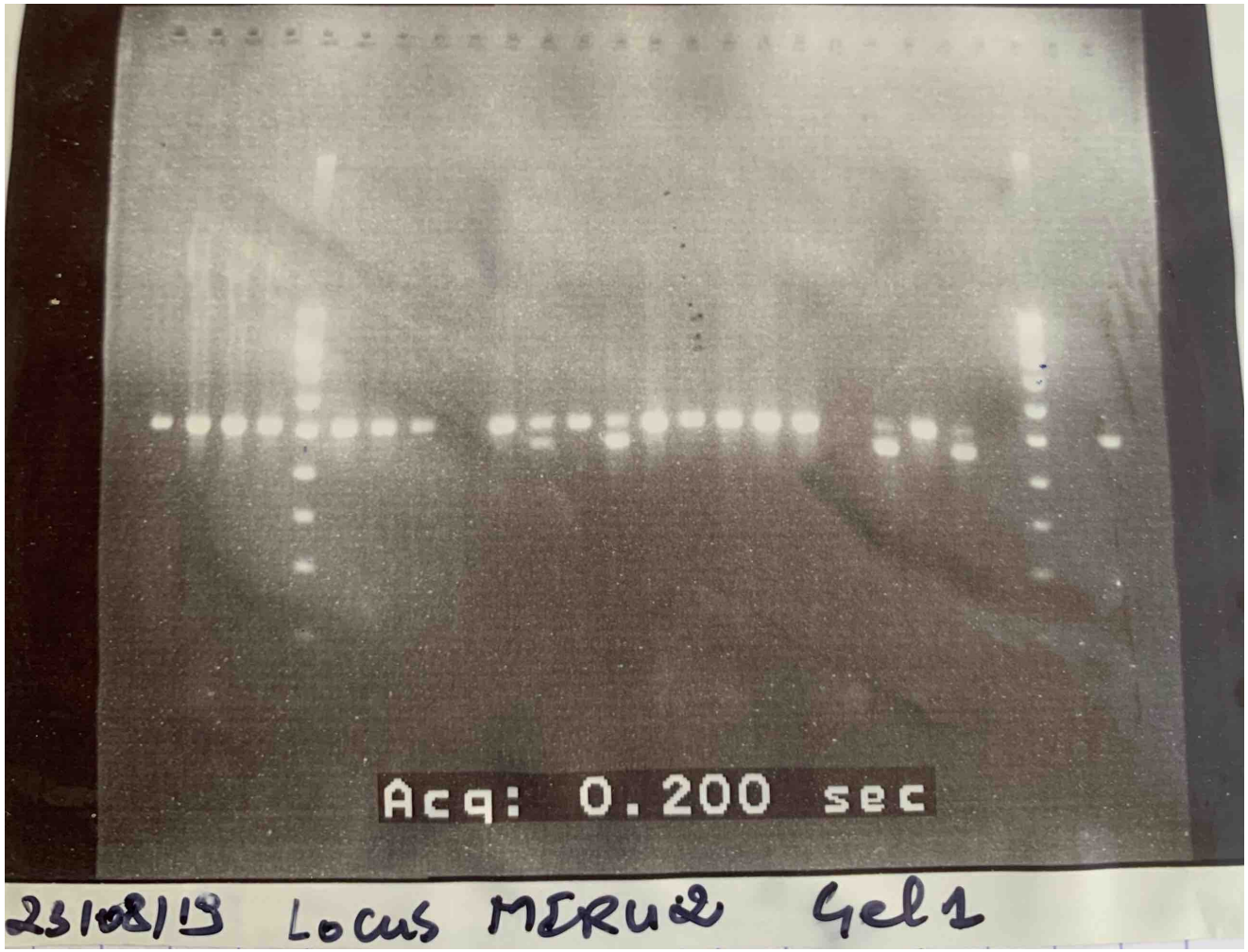

***SM**: Size Marker (Ladder); **W**: well; **H37Rv**: positive control reference MTBC strain ATCC; ***C**: contamination; “**-** “: negative

Locus: MIRU 26

N°W	1	2	3	4		5	6	7	8	9	10	11	12	13	14	15	16	17	18	19	20	21	22		23	24
ID	H37 RV	253	349a	350	**SM**	351	363	367	369	370	371a	372	408	470	476	480	481	531	673	704	813	922	1007	**SM**	349b	372b
Allele	3	4	4	5		5	5	5	-	c*	c*	c*	3	5	5	5	5	5	-	5	5	5	-		-	-

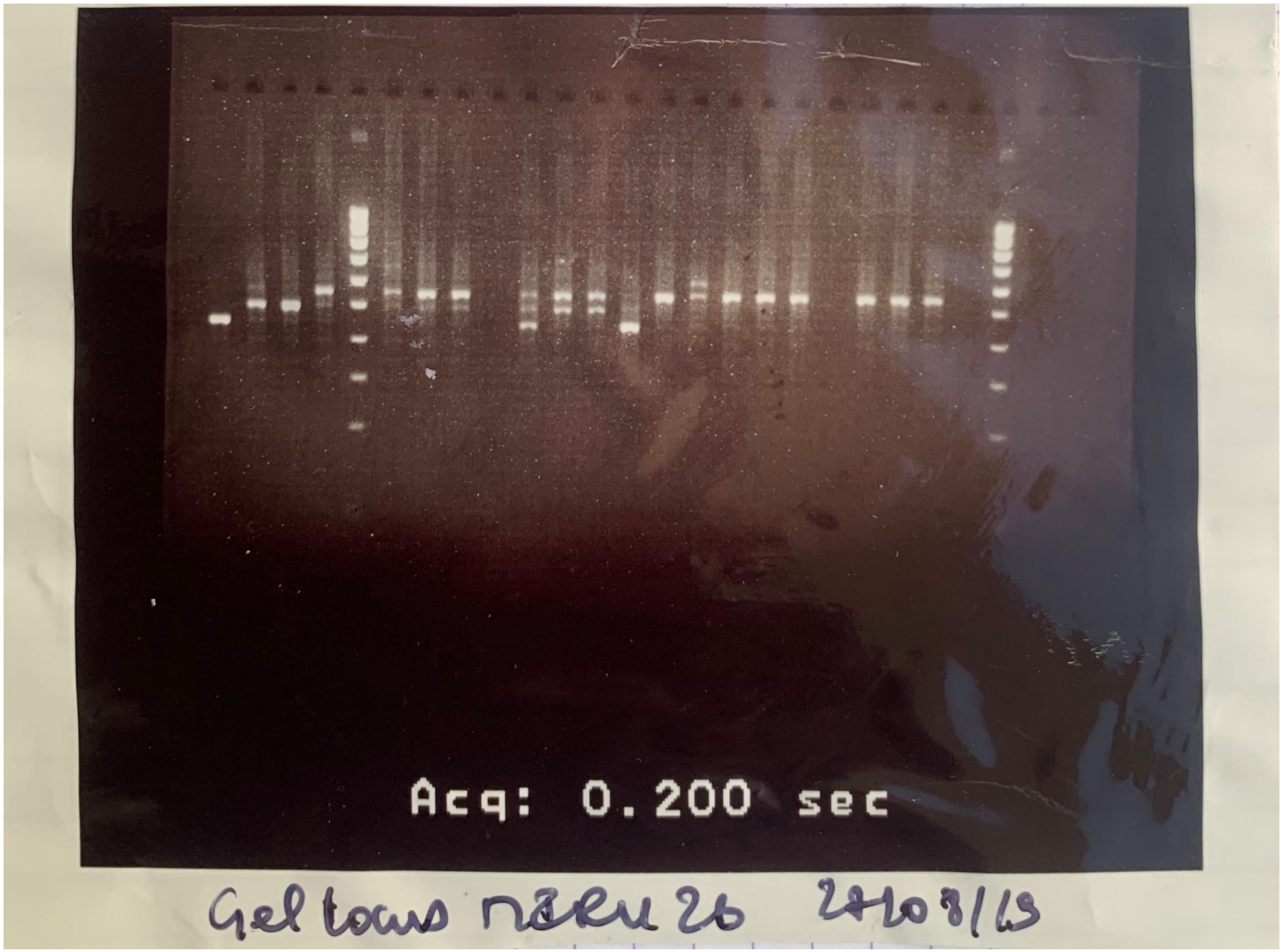

***SM**: Size Marker (Ladder); **W**: well; **H37Rv**: positive control reference MTBC strain ATCC; ***C**: contamination; "**-** ": negative

Locus: MIRU 39

N°W	1	2	3	4		5	6	7	8	9	10	11	12	13	14	15	16	17	18	19	20	21	22		23	24
ID	H37 RV	253	349a	350	**SM**	351	363	367	369	370	371a	372	408	470	476	480	481	531	673	704	813	922	1007	**SM**	349b	372b
Allele	2	3	3	2		3	2	2	-	2	2	c*	2	2	3	2	2	2	-	2	2	2	-		-	2

***SM**: Size Marker (Ladder); **W**: well; **H37Rv**: positive control reference MTBC strain ATCC; ***C**: contamination; “**-** “: negative

Locus: MIRU 4

N°W	1	2	3	4		5	6	7	8	9	10	11	12	13	14	15	16	17	18	19	20	21	22		23	24
ID	H37 RV	253	349a	350	**SM**	351	363	367	369	370	371a	372	408	470	476	480	481	531	673	704	813	922	1007	**SM**	349b	372b
Allele	3	2	2	2		2	2	2	-	2	2	2	2	2	2	2	2	2	-	2	2	2	-		3	-

*__SM__: Size Marker (Ladder); **W**: well; **H37Rv**: positive control reference MTBC strain ATCC; *__C__: contamination; "**-** ": negative

Locus: VNTR 2401

N°W	1	2	3	4		5	6	7	8	9	10	11	12	13	14	15	16	17	18	19	20	21	22		23	24
ID	H37 RV	253	349a	350	**SM**	351	363	367	369	370	371a	372	408	470	476	480	481	531	673	704	813	922	1007	**SM**	349b	372b
Allele	2	4	4	2		c*	2	4	-	2	c*	2	1	4	4	2	2	2	-	1	2	1	-		2	-

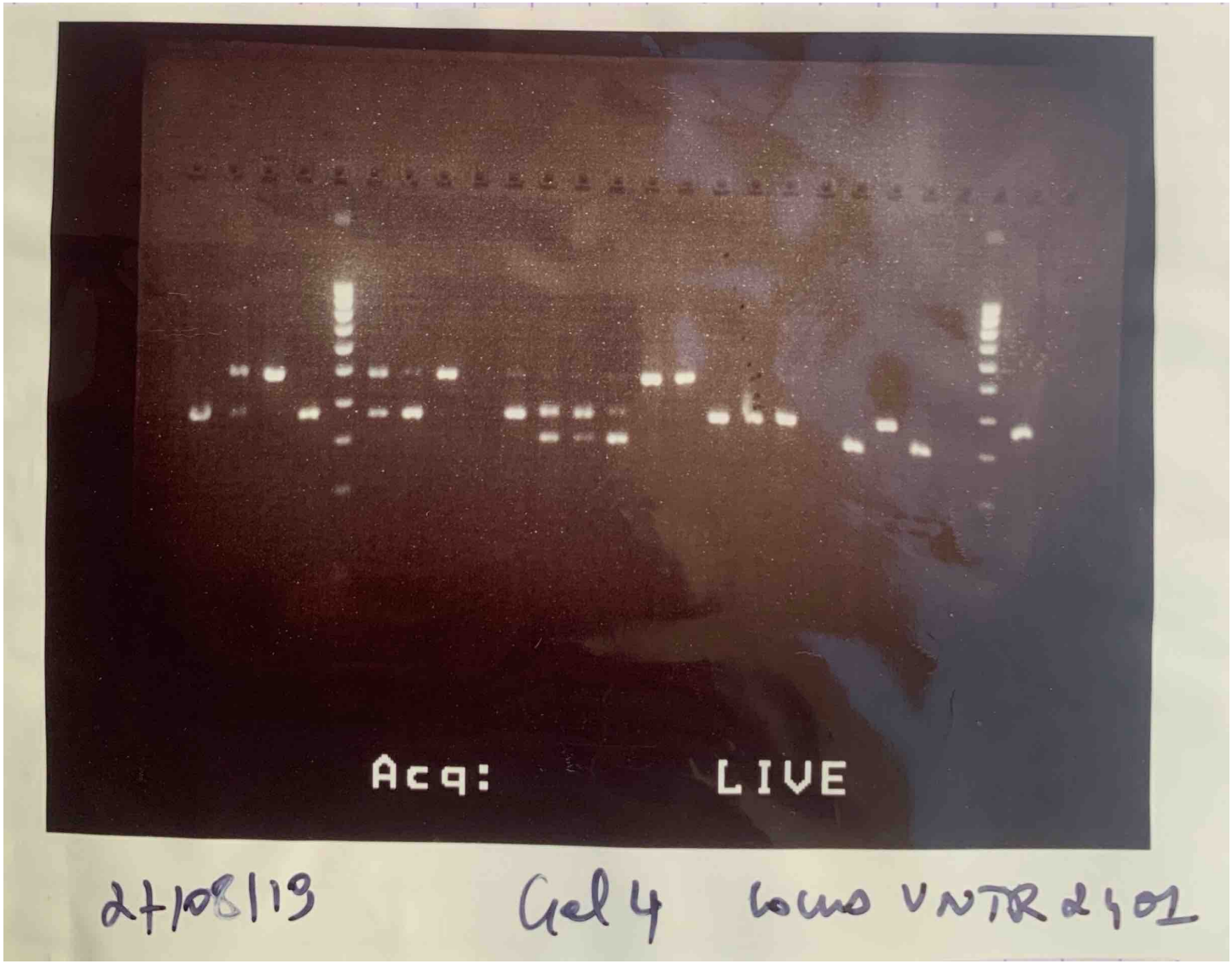

***SM**: Size Marker (Ladder); **W**: well; **H37Rv**: positive control reference MTBC strain ATCC; ***C**: contamination; "**-** ": negative

Locus: MIRU 40

N°W	1	2	3	4		5	6	7	8	9	10	11	12	13	14	15	16	17	18	19	20	21	22		23	24
ID	H37 RV	253	349a	350	**SM**	351	363	367	369	370	371a	372	408	470	476	480	481	531	673	704	813	922	1007	**SM**	349b	372b
Allele	1	3	4	3		3	-	3	-	1	3	3	2	c*	3	3	3	3	-	2	2	3	-		4	-

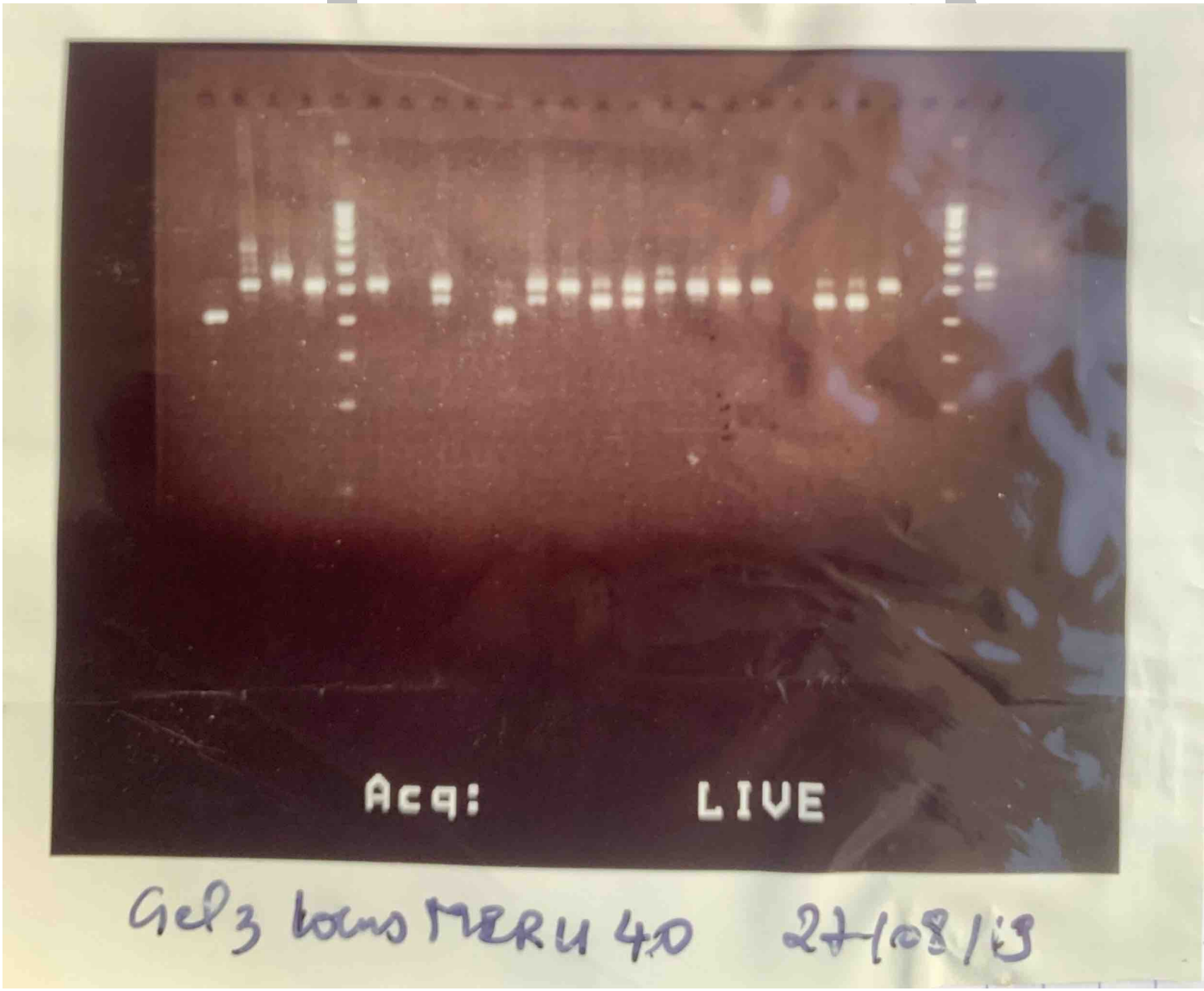

*__SM__: Size Marker (Ladder); **W**: well; **H37Rv**: positive control reference MTBC strain ATCC; ***C**: contamination; “**-** “: negative

Locus: MIRU 49

N°W	1	2	3	4		5	6	7	8	9	10	11	12	13	14	15	16	17	18	19	20	21	22		23	24
ID	H37 RV	253	349a	350	**SM**	351	363	367	369	370	371a	372	408	470	476	480	481	531	163	704	813	922	345	**SM**	349b	372b
Allele	-	2	2	2		2	3	3	-	3	3	2	2	2	2	3	3	3	2	3	3	3	-		3	-

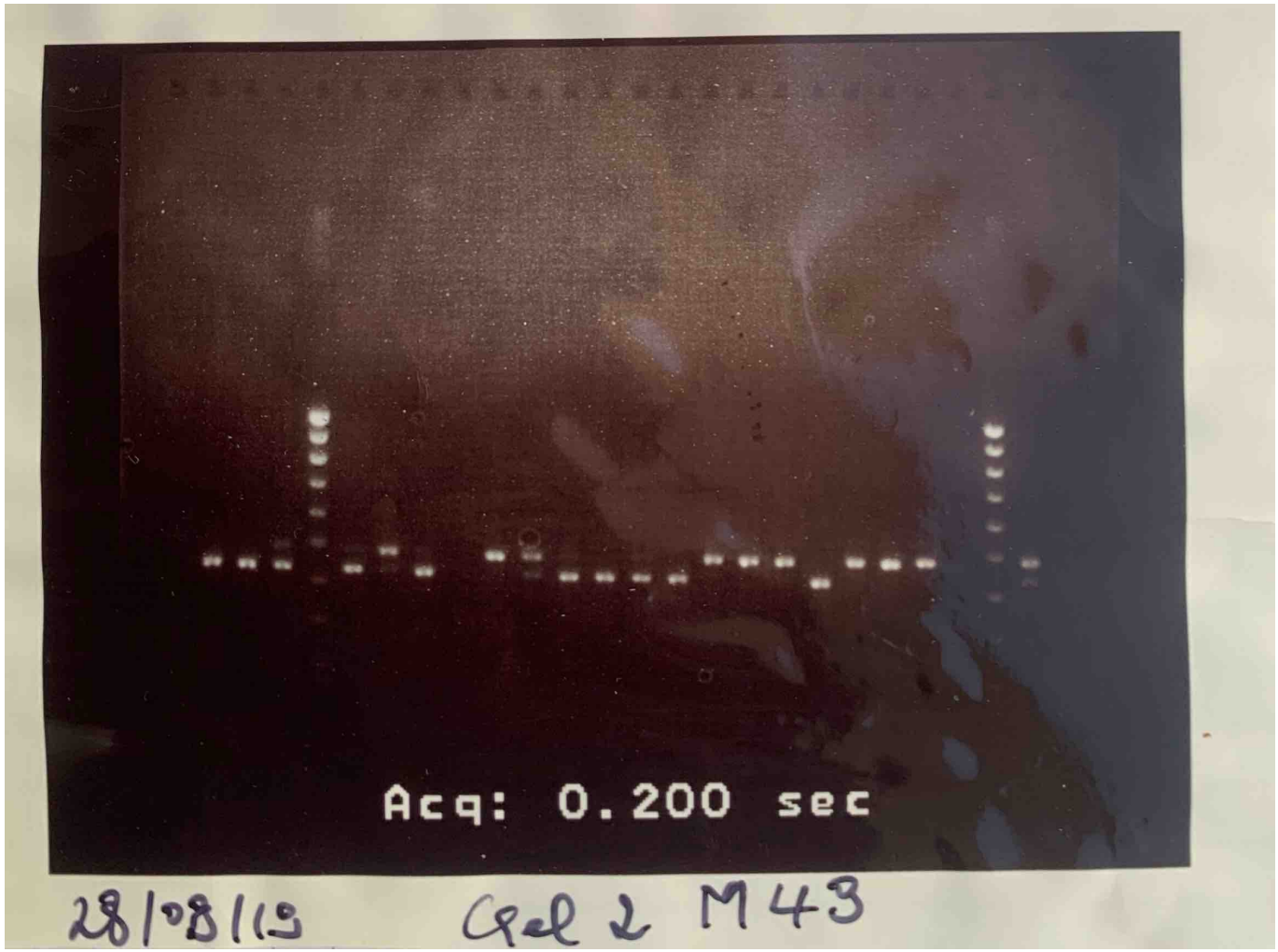

***SM**: Size Marker (Ladder); **W**: well; **H37Rv**: positive control reference MTBC strain ATCC; ***C**: contamination; “**-** “: negative

Locus: ETR A

N°W	1	2	3	4		5	6	7	8	9	10	11	12	13	14	15	16	17	18	19	20	21	22		23	24
ID	H37 RV	79	90	91	**SM**	97	108	118	120	139	369	180	195	204	207	253	259	268	300	299	310	311	372	**SM**	349b	355
Allele	3	3	3	-		3	3	3	-	6	3	3	-	3	4	3	4	3	3	-	6	-	4		4	4

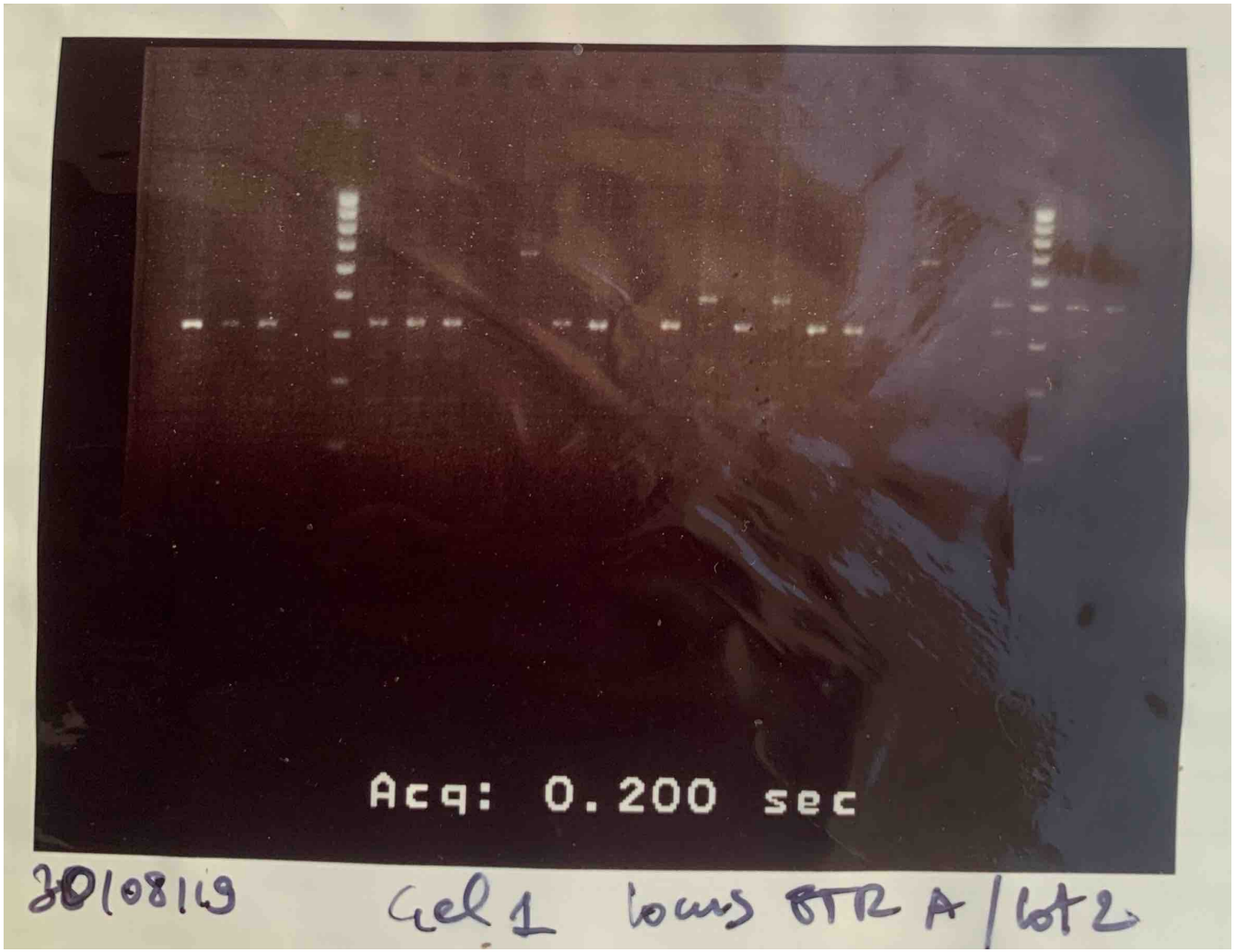

***SM**: Size Marker (Ladder); **W**: well; **H37Rv**: positive control reference MTBC strain ATCC; ***C**: contamination; “**-** “: negative

Locus: MIRU 24

N°W	1	2	3	4		5	6	7	8	9	10	11	12	13	14	15	16	17	18	19	20	21	22		23	24
ID	H37 RV	79	90	91	**SM**	97	108	118	120	139	369	180	195	204	207	253	259	268	300	299	310	311	372	**SM**	349b	355
Allele	1	-	1	-		1	1	1	-	2	1	1	-	-	1	1	1	1	1	1	2	-	1		1	1

***SM**: Size Marker (Ladder); **W**: well; **H37Rv**: positive control reference MTBC strain ATCC; ***C**: contamination; "**-** ": negative

Locus: VNTR 424

N°W	1	2	3	4		5	6	7	8	9	10	11	12	13	14	15	16	17	18	19	20	21	22		23	24
ID	H37 RV	79	90	91	**SM**	97	108	118	120	139	369	180	195	204	207	253	259	268	300	299	310	311	372	**SM**	349b	355
Allele	2	2	2	-		2	2	3	-	-	2	1	-	2	2	2	2	2	7	-	3	-	2		2	2

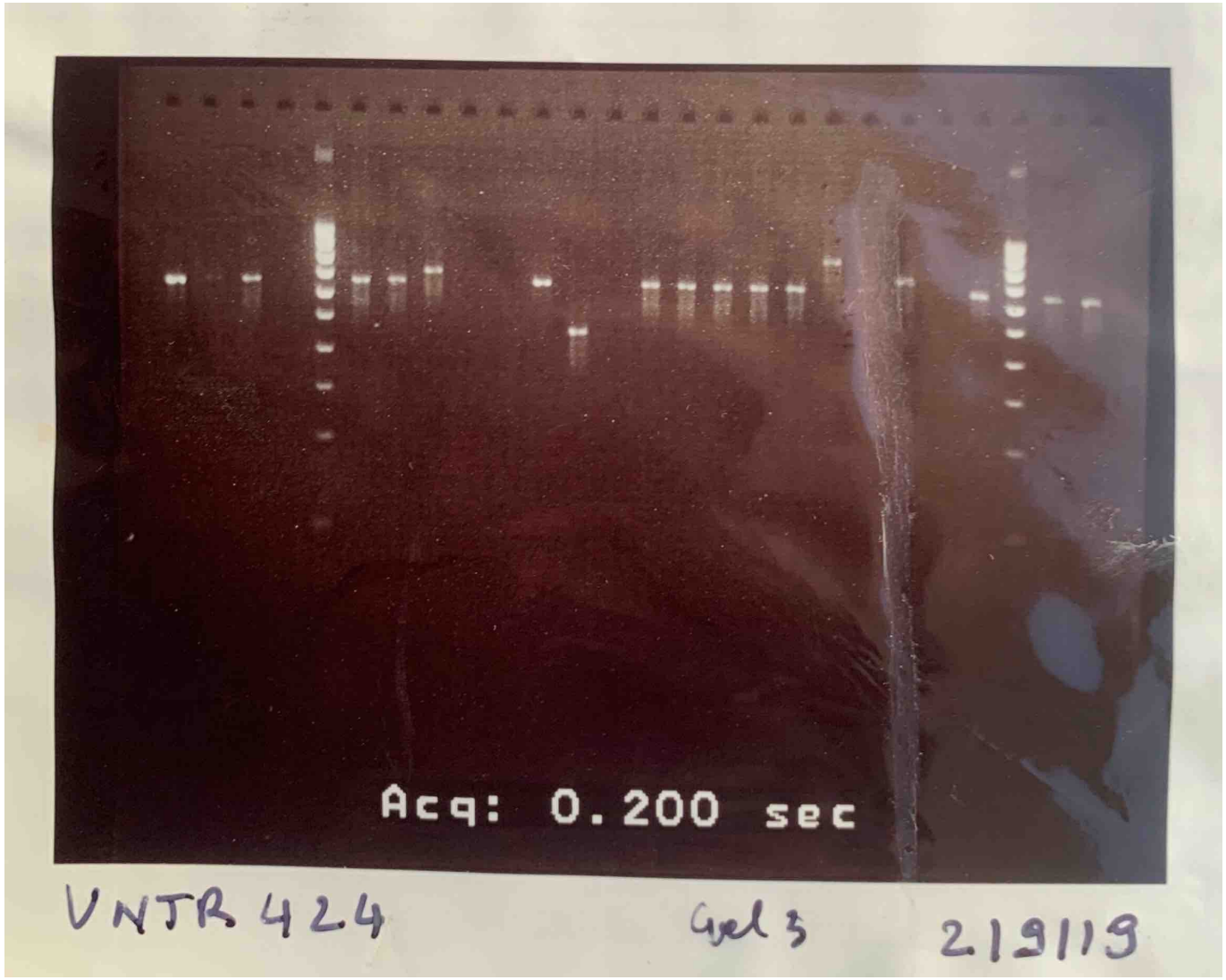

***SM**: Size Marker (Ladder); **W**: well; **H37Rv**: positive control reference MTBC strain ATCC; ***C**: contamination; "**-** ": negative

Locus: VNTR 1955

N°W	1	2	3	4		5	6	7	8	9	10	11	12	13	14	15	16	17	18	19	20	21	22		23	24
ID	H37 Rv	79	90	91	**SM**	97	108	118	120	139	369	180	195	204	207	253	259	268	300	299	310	311	372	**SM**	349b	355
Allele	2	-	-	-		3	3	2	-	4	2	4	-	3	3	4	2	3	3	-	4	4	3		-	3

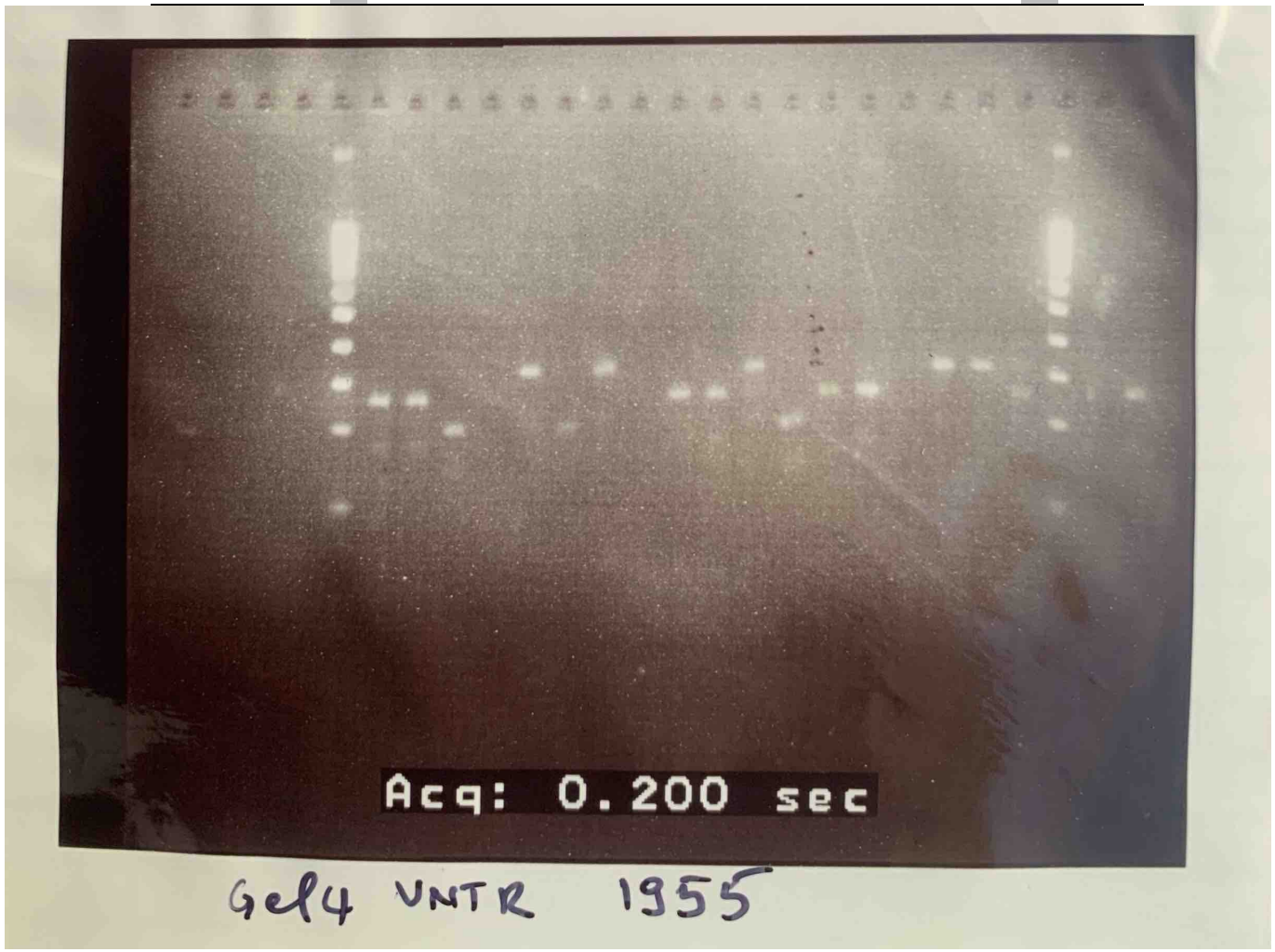

***SM**: Size Marker (Ladder); **W**: well; **H37Rv**: positive control reference MTBC strain ATCC; ***C**: contamination; "**-** ": negative

Locus: ETR A

N°W	1	2	3	4		5	6	7	8	9	10	11	12	13	14	15	16	17	18	19	20	21	22		23	24
ID	H37 Rv	253	349a	350	**SM**	351	363	367	65	370	371a	372	408	470	476	480	481	531	163	704	813	922	345	**SM**	349b	372b
Allele	3	3	3	4		4	3	3	-	4	2	4	2	3	3	4	4	3	3	2	3	2	-		4	-

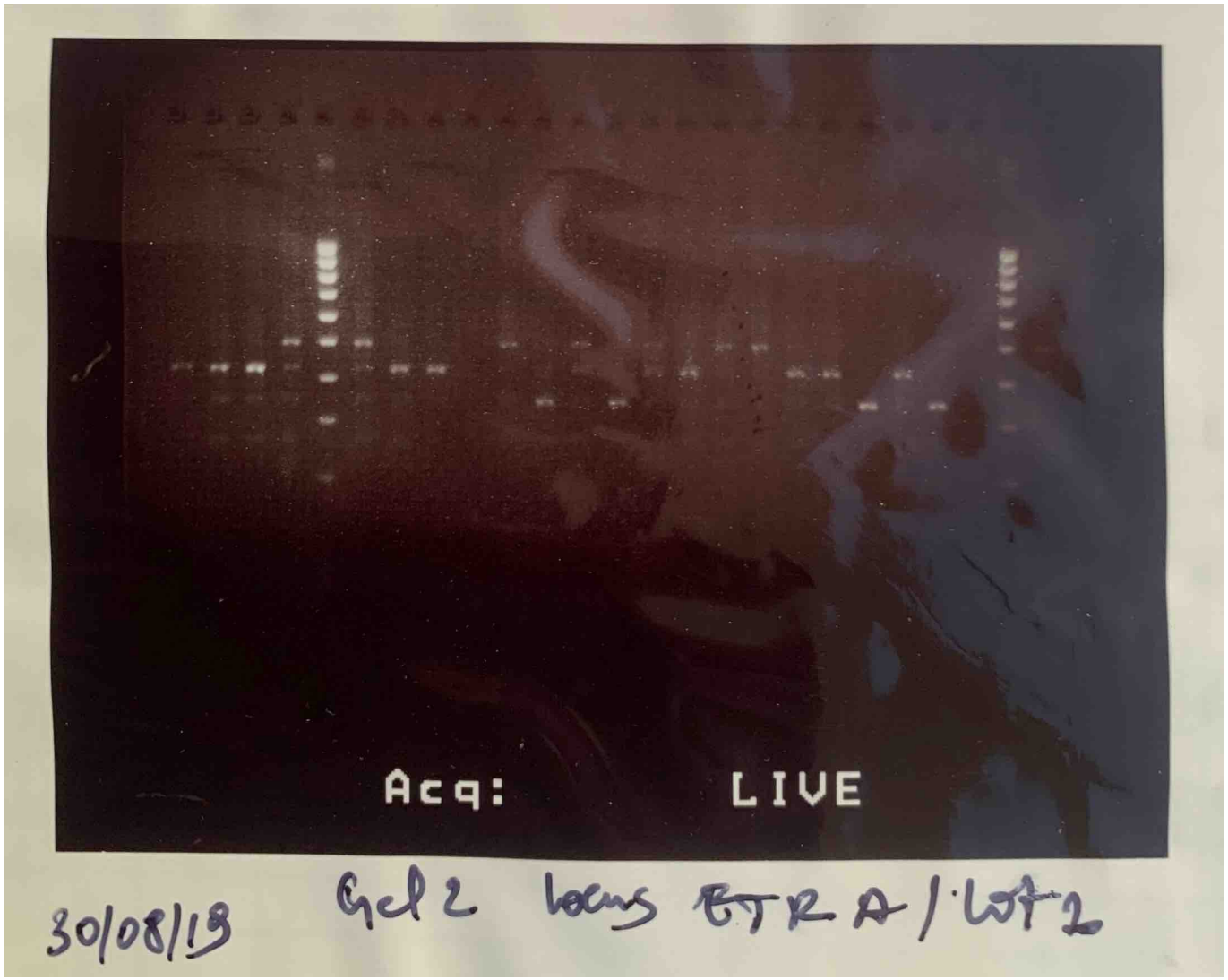

*__SM__: Size Marker (Ladder); **W**: well; **H37Rv**: positive control reference MTBC strain ATCC; *__C__: contamination; "**-** ": negative

Locus: MIRU 27

N°W	1	2	3	4		5	6	7	8	9	10	11	12	13	14	15	16	17	18	19	20	21	22		23	24
ID	H37 Rv	79	90	91	**SM**	97	108	118	120	139	369	180	195	204	207	253	259	268	300	299	310	311	372	**SM**	349b	355
Allele	3	-	3	-		3	3	3	-	3	3	3	-	3	3	3	3	-	3	3	-	3	3		3	-

***SM**: Size Marker (Ladder); **W**: well; **H37Rv**: positive control reference MTBC strain ATCC; ***C**: contamination; "**-** ": negative

Locus: ETR C

N°W	1	2	3	4		5	6	7	8	9	10	11	12	13	14	15	16	17	18	19	20	21	22		23	24
ID	H37 Rv	79	90	91	**SM**	97	108	118	120	139	369	180	195	204	207	253	259	268	300	299	310	311	372	**SM**	349b	355
Allele	2	-	3	-		6	3	4	-	6	6	3	-	3	3	3	3	-	3	3	-	4	3		4	-

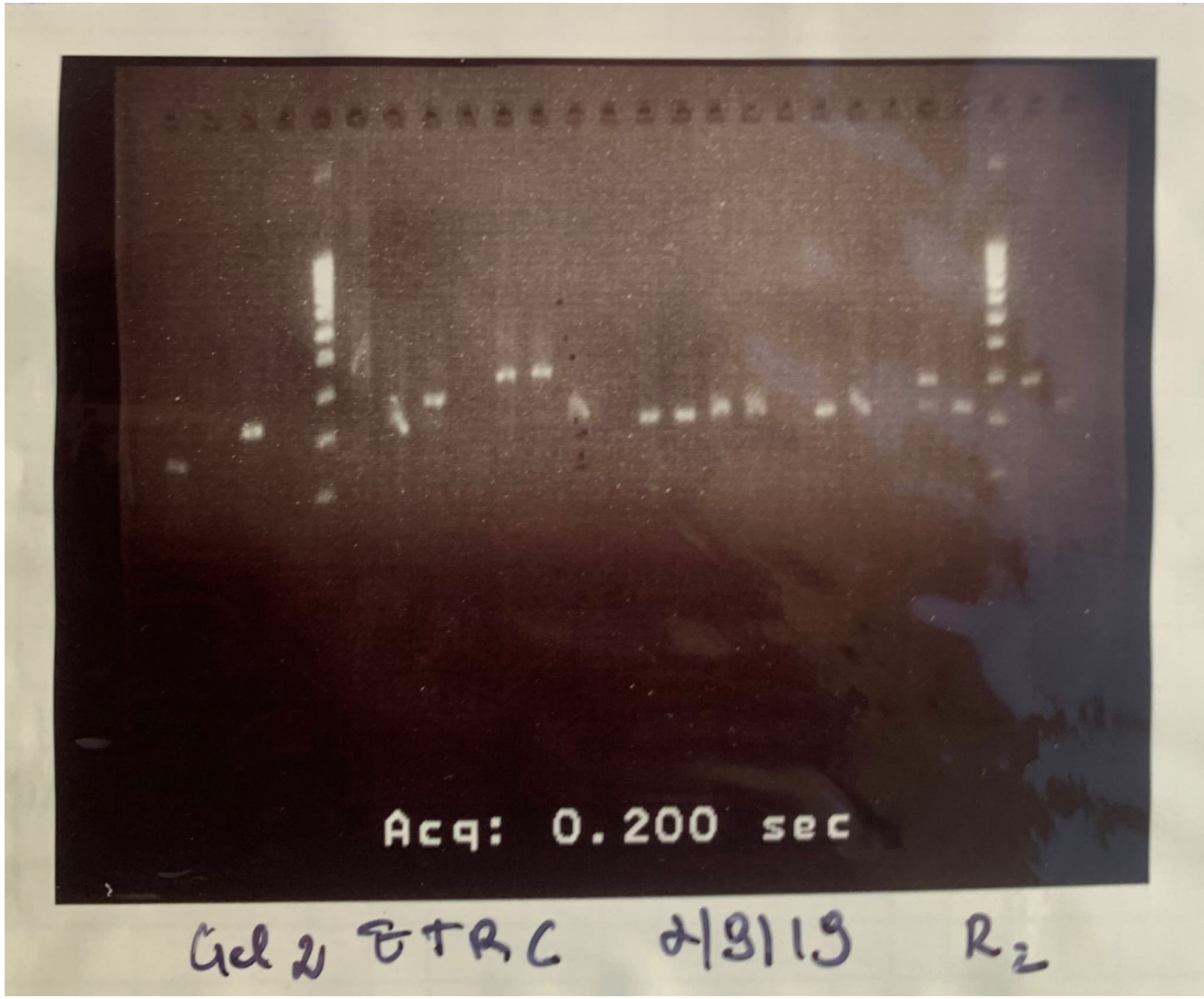

***SM**: Size Marker (Ladder); **W**: well; **H37Rv**: positive control reference MTBC strain ATCC; ***C**: contamination; "**-** ": negative

Locus: VNTR 1955

N°W	1	2	3	4		5	6	7	8	9	10	11	12	13	14	15	16	17	18	19	20	21	22		23	24
ID	H37 Rv	253	349a	350	**SM**	351	363	367	369	370	371a	372	408	470	476	480	481	531	163	704	813	922	345	**SM**	349b	372b
Allele	-	4	4	3		5	3	3	-	3	3	3	3	3	4	3	3	3	-	3	3	3	-		3	-

d

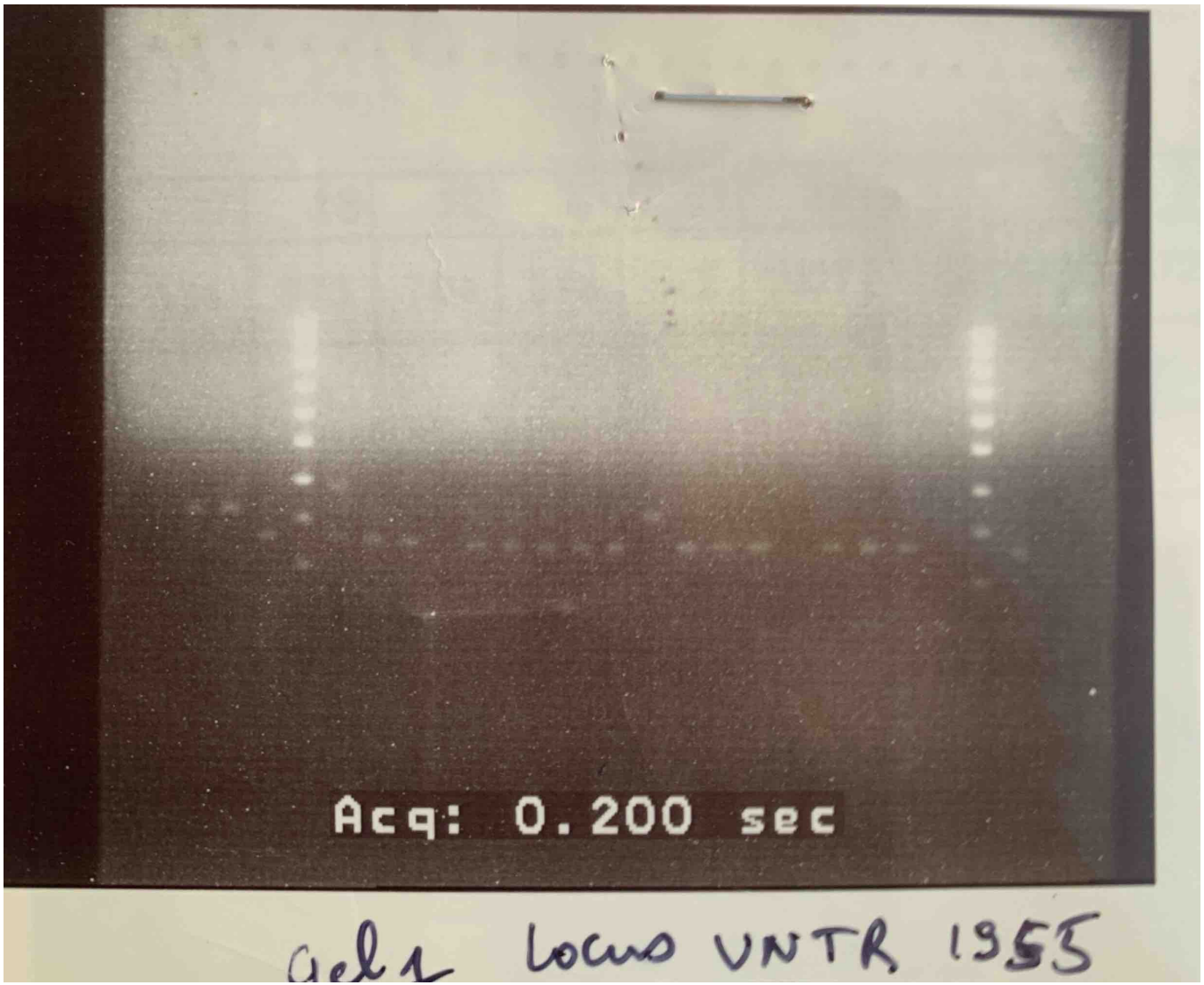

***SM**: Size Marker (Ladder); **W**: well; **H37Rv**: positive control reference MTBC strain ATCC; ***C**: contamination; "**-** ": negative

Locus: MIRU 53

N°W	1	2	3	4		5	6	7	8	9	10	11	12	13	14	15	16	17	18	19	20	21	22		23	24
ID	H37 Rv	253	349a	350	**SM**	351	363	367	369	370	371a	372	408	470	476	480	481	531	163	704	813	922	345	**SM**	349b	372b
Allele	-	-	-	-		-	-	-	-	-	-	-	-	-	-	-	-	-	-	-	-	-	-	-	-	-

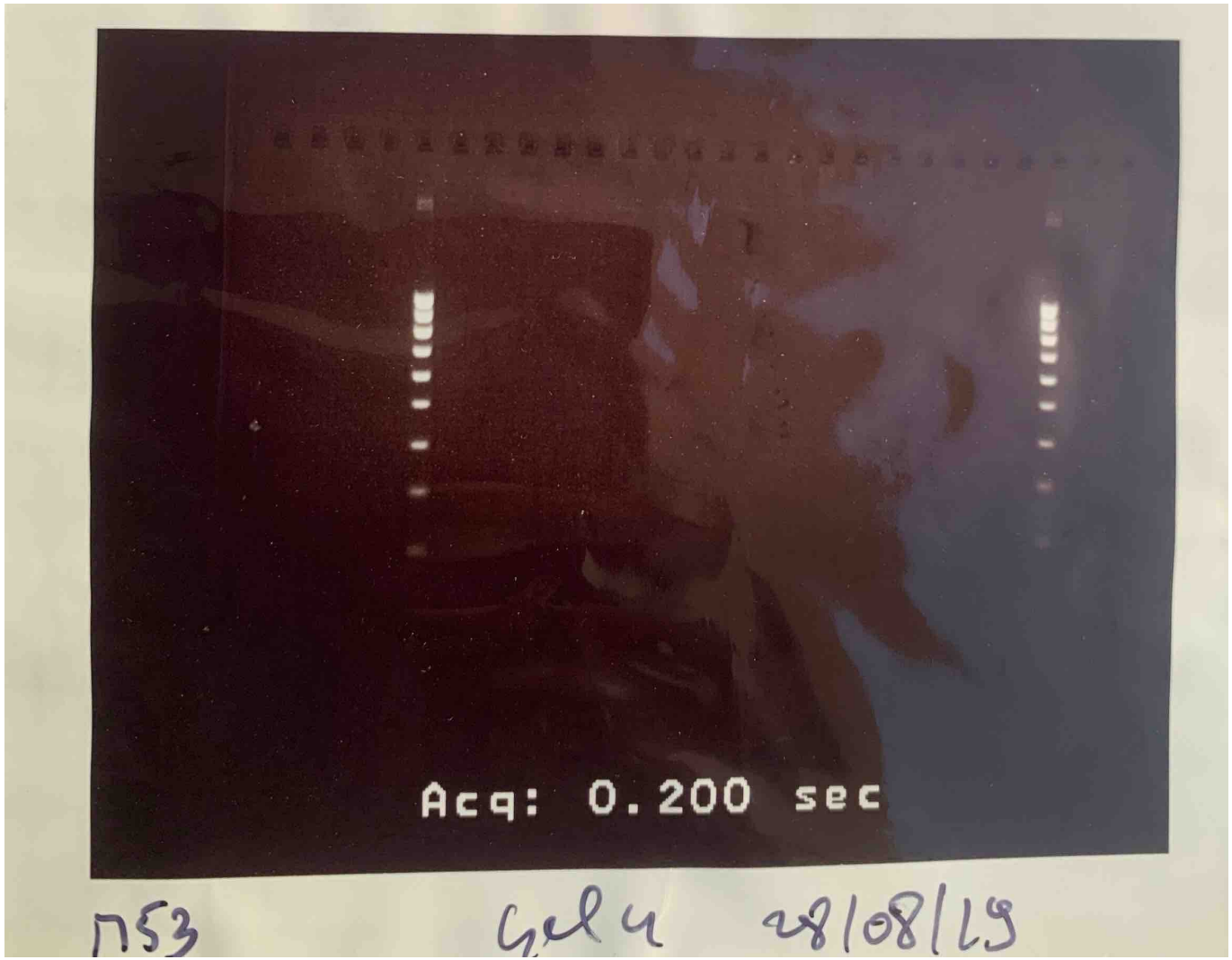

*__SM__: Size Marker (Ladder); **W**: well; **H37Rv**: positive control reference MTBC strain ATCC; *__C__: contamination; "**-** ": negative

Locus: MIRU 53

N°W	1	2	3	4		5	6	7	8	9	10	11	12	13	14	15	16	17	18	19	20	21	22		23	24
ID	H37 Rv	253	349a	350	**SM**	351	363	367	369	370	371a	372	408	470	476	480	481	531	163	704	813	922	345	**SM**	349b	372b
Allele	-	-	-	-		-	-	-	-	-	-	-	-	-	-	-	-	-	-	-	-	-	-	-	-	-

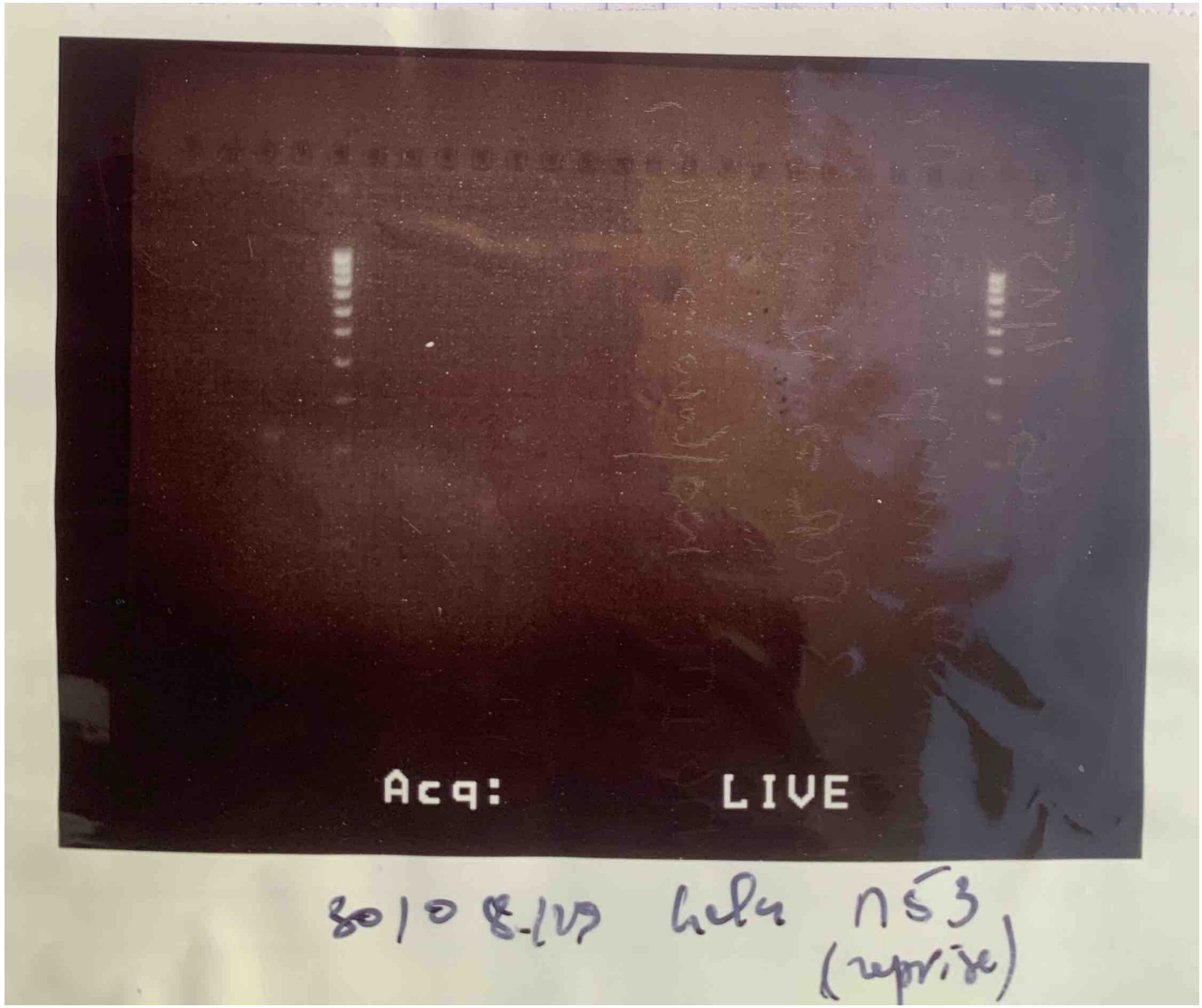

*__SM__: Size Marker (Ladder); **W**: well; **H37Rv**: positive control reference MTBC strain ATCC; *__C__: contamination; “**-** “: negative

Locus: MIRU 2

N°W	1	2	3	4		5	6	7	8	9	10	11	12	13	14	15	16	17	18	19	20	21	22		23	24
ID	H37 Rv	79	90	91	**SM**	97	108	118	120	139	369	180	195	204	207	253	259	268	300	299	310	311	372	**SM**	349b	355
Allele	2	2	2	-		2	2	2	-	2	2	2	-	2	2	2	2	-	2	2	-	2	2		2	2

***SM**: Size Marker (Ladder); **W**: well; **H37Rv**: positive control reference MTBC strain ATCC; ***C**: contamination; "**-** ": negative

Locus: MIRU 23

N°W	1	2	3	4		5	6	7	8	9	10	11	12	13	14	15	16	17	18	19	20	21	22		23	24
ID	H37 Rv	79	90	91	**SM**	97	108	118	120	139	369	180	195	204	207	253	259	268	300	299	310	311	372	**SM**	349b	355
Allele	6	5	5	-		5	5	5	-	5	4	5	-	5	5	5	3	5	5	4	-	5	5		5	5

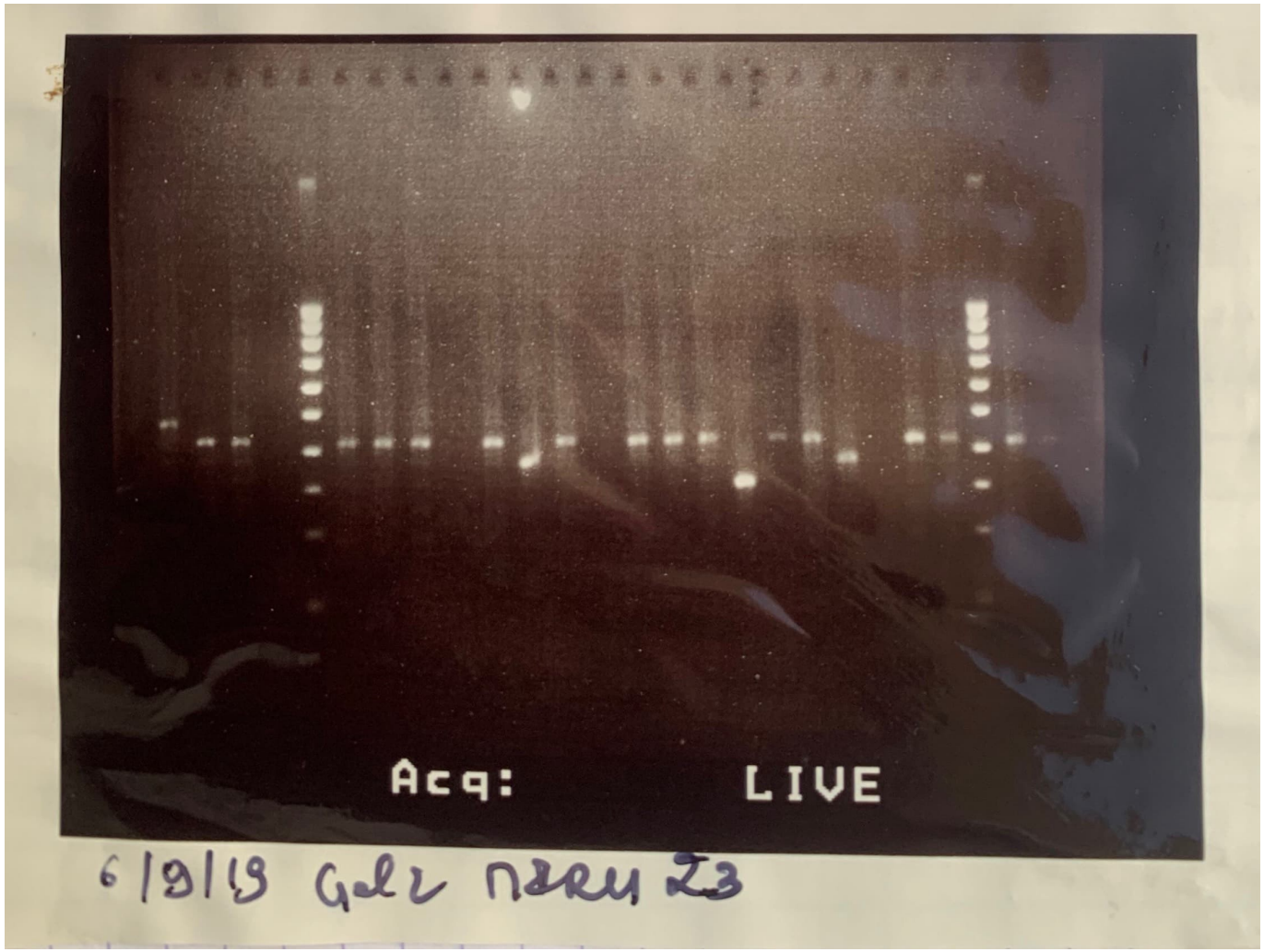

***SM**: Size Marker (Ladder); **W**: well; **H37Rv**: positive control reference MTBC strain ATCC; ***C**: contamination; "**-** ": negative

Locus: MIRU 39

N°W	1	2	3	4		5	6	7	8	9	10	11	12	13	14	15	16	17	18	19	20	21	22		23	24
ID	H37 Rv	91	79	90	**SM**	97	108	118	120	139	369	180	195	204	207	253	259	268	300	299	310	311	372	**SM**	349b	355
Allele	2	-	3	2		2	2	2	-	2	2	3	-	2	2	2	2	-	2	2	-	2	2		2	2

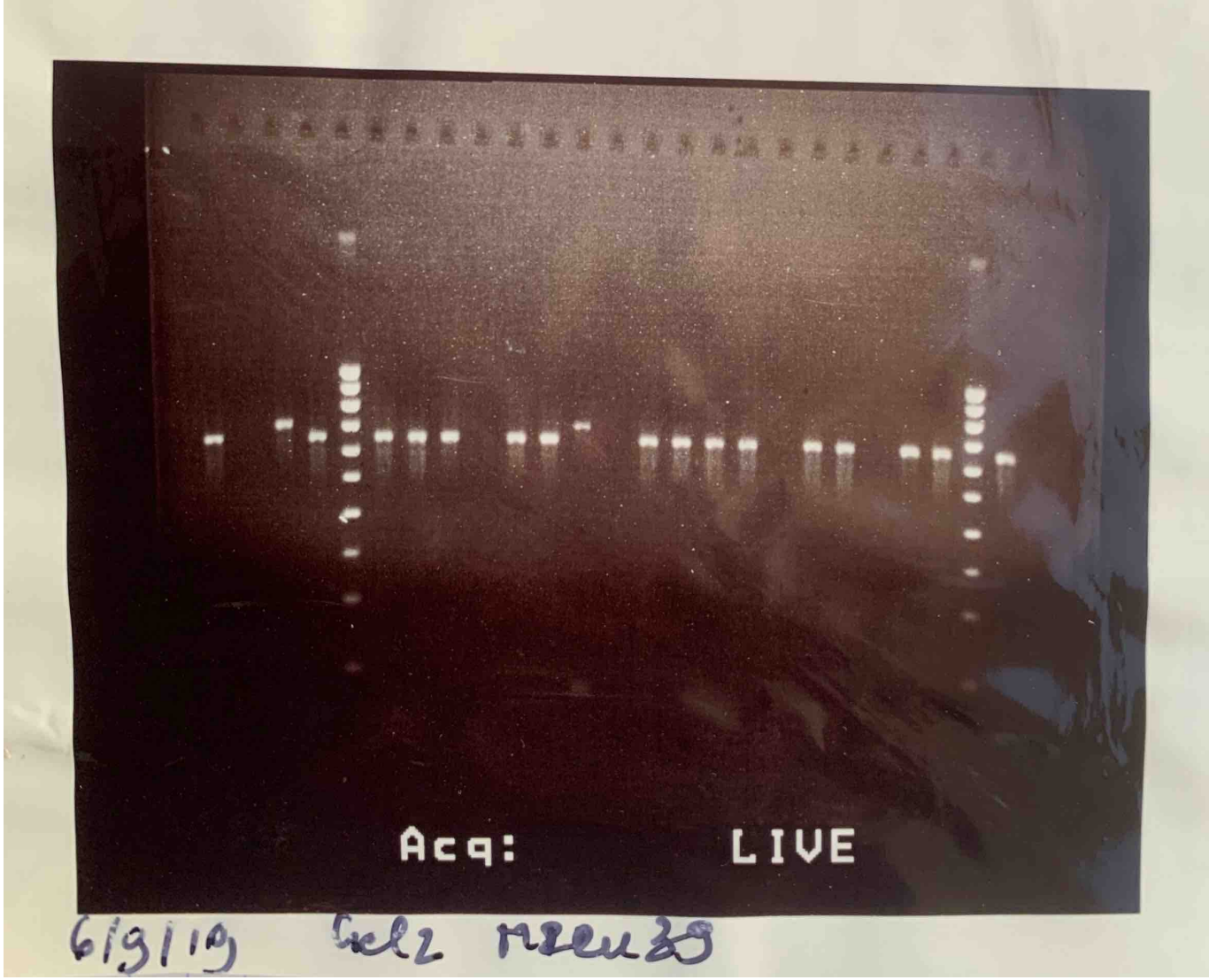

*__SM__: Size Marker (Ladder); **W**: well; **H37Rv**: positive control reference MTBC strain ATCC; *__C__: contamination; “**-** “: negative

Locus: Qub 26

N°W	1	2	3	4		5	6	7	8	9	10	11	12	13	14	15	16	17	18	19	20	21	22		23	24
ID	H37 Rv	79	90	91	**SM**	97	108	118	120	139	369	180	195	204	207	253	259	268	300	299	310	311	372	**SM**	349b	355
Allele	1	-	1	-		1	1	1	-	1	-	1	-	1	1	1	-	-	1		-	-	1		1	1

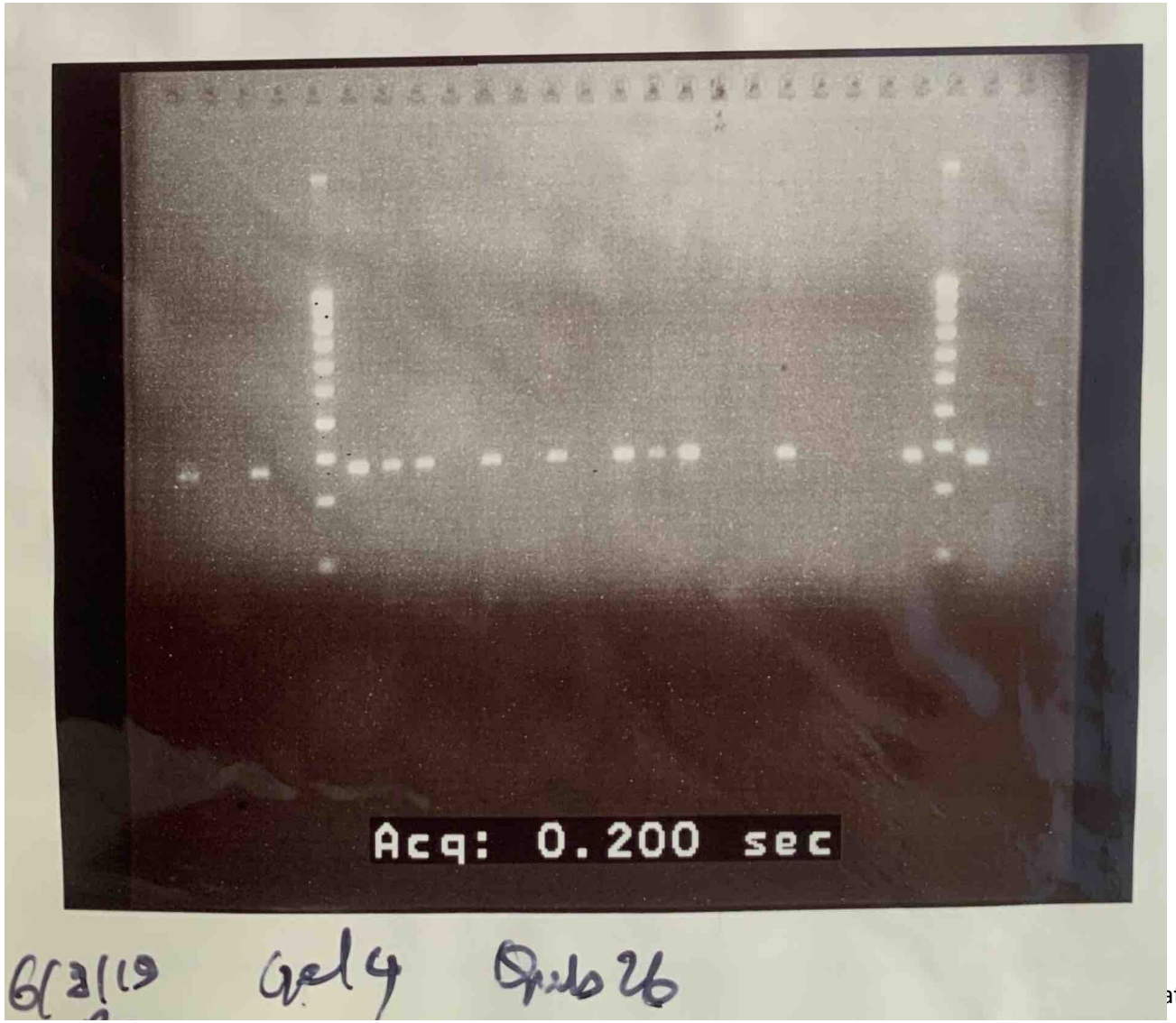

***SM**: Size ... ative

Locus: MIRU 10

N°W	1	2	3	4		5	6	7	8	9	10	11	12	13	14	15	16	17	18	19	20	21	22		23	24
ID	H37 Rv	79	90	91	**SM**	97	108	118	120	139	369	180	195	204	207	253	259	268	300	299	310	311	372	**SM**	349b	355
Allele	3	-	3	-		3	6	5	-	3	6	3	-	3	3	3	6	-	6	5	-	3	3		3	-

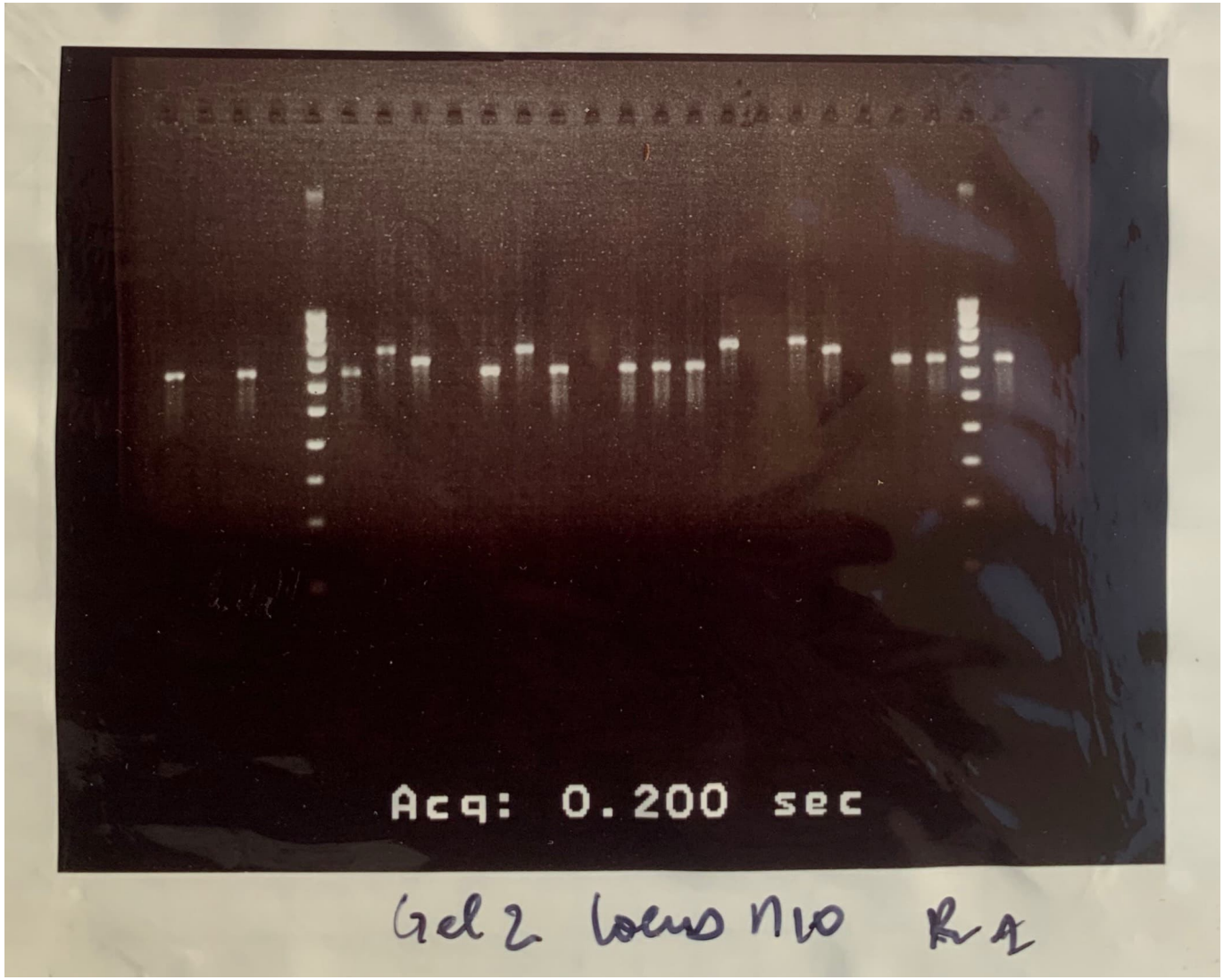

***SM**: Size Marker (Ladder); **W**: well; **H37Rv**: positive control reference MTBC strain ATCC; ***C**: contamination; “**-** “: negative

Locus:MIRU 16

N°W	1	2	3	4		5	6	7	8	9	10	11	12	13	14	15	16	17	18	19	20	21	22		23	24
ID	H37 Rv	79	90	91	**SM**	97	108	118	120	139	369	180	195	204	207	253	259	268	300	299	310	311	372	**SM**	349b	355
Allele	2	-	3	-		3	3	3	-	3	4	3	-	3	3	3	3	-	2	4	-	3	3		3	3

***SM**: Size Marker (Ladder); **W**: well; **H37Rv**: positive control reference MTBC strain ATCC; ***C**: contamination; "**-** ": negative

Locus: MIRU 31

N°W	1	2	3	4		5	6	7	8	9	10	11	12	13	14	15	16	17	18	19	20	21	22		23	24
ID	H37 Rv	79	90	91	**SM**	97	108	118	120	139	369	180	195	204	207	253	259	268	300	299	310	311	372	**SM**	349b	355
Allele	3	3	4	-		3	3	2	-	3	5	5	-	2	3	3	2	3	5	5	-	3	2		3	-

*__SM__: Size Marker (Ladder); **W**: well; **H37Rv**: positive control reference MTBC strain ATCC; *__C__: contamination; “**-** “: negative

Locus: MIRU 4

N°W	1	2	3	4		5	6	7	8	9	10	11	12	13	14	15	16	17	18	19	20	21	22		23	24
ID	H37 Rv	79	90	91	**SM**	97	108	118	120	139	369	180	195	204	207	253	259	268	300	299	310	311	372	**SM**	349b	355
Allele	-	1	2	-		2	2	2	-	2	1	2	-	3	2	2	2	-	2	2	-	2	3		2	2

***SM**: Size Marker (Ladder); **W**: well; **H37Rv**: positive control reference MTBC strain ATCC; ***C**: contamination; "**-** ": negative

Locus: MIRU 26

N°W	1	2	3	4		5	6	7	8	9	10	11	12	13	14	15	16	17	18	19	20	21	22		23	24
ID	H37 Rv	79	90	91	**SM**	97	108	118	120	139	369	180	195	204	207	253	259	268	300	299	310	311	372	**SM**	349b	355
Allele	3	4	4	-		5	5	6	-	-	4	4	-	5	4	3	3	-	5	4	-	5	5		3	-

***SM**: Size Marker (Ladder); **W**: well; **H37Rv**: positive control reference MTBC strain ATCC; ***C**: contamination; "**-** ": negative

Locus: MIRU 40

N°W	1	2	3	4		5	6	7	8	9	10	11	12	13	14	15	16	17	18	19	20	21	22		23	24
ID	H37 Rv	79	90	91	**SM**	97	108	118	120	139	369	180	195	204	207	253	259	268	300	299	310	311	372	**SM**	349b	355
Allele	1	4	8	2		-	3	1	-	3	2	8	-	4	3	3	2	-	4	2	-	3	4		3	-

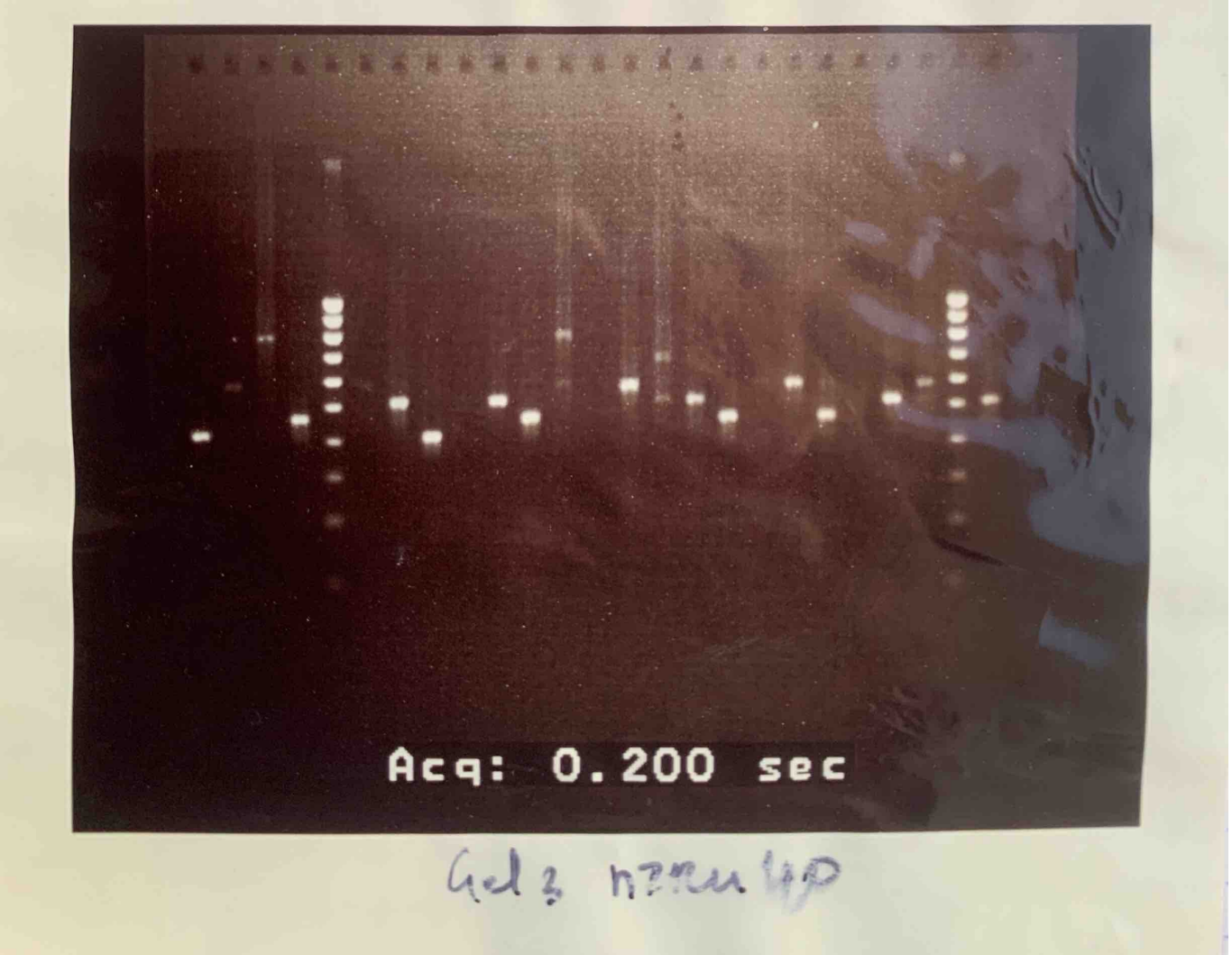

*__SM__: Size Marker (Ladder); **W**: well; **H37Rv**: positive control reference MTBC strain ATCC; *__C__: contamination; "**-** ": negative

Locus:VNTR 2401

N°W	1	2	3	4		5	6	7	8	9	10	11	12	13	14	15	16	17	18	19	20	21	22		23	24
ID	H37 Rv	79	90	91	**SM**	97	108	118	120	139	369	180	195	204	207	253	259	299	372	300	343	311	372	**SM**	355	369
Allele	2	4	4	4		2	4	4	-	2	4	4	-	2	4	2	4	-	2	4	2	2	-		2	2

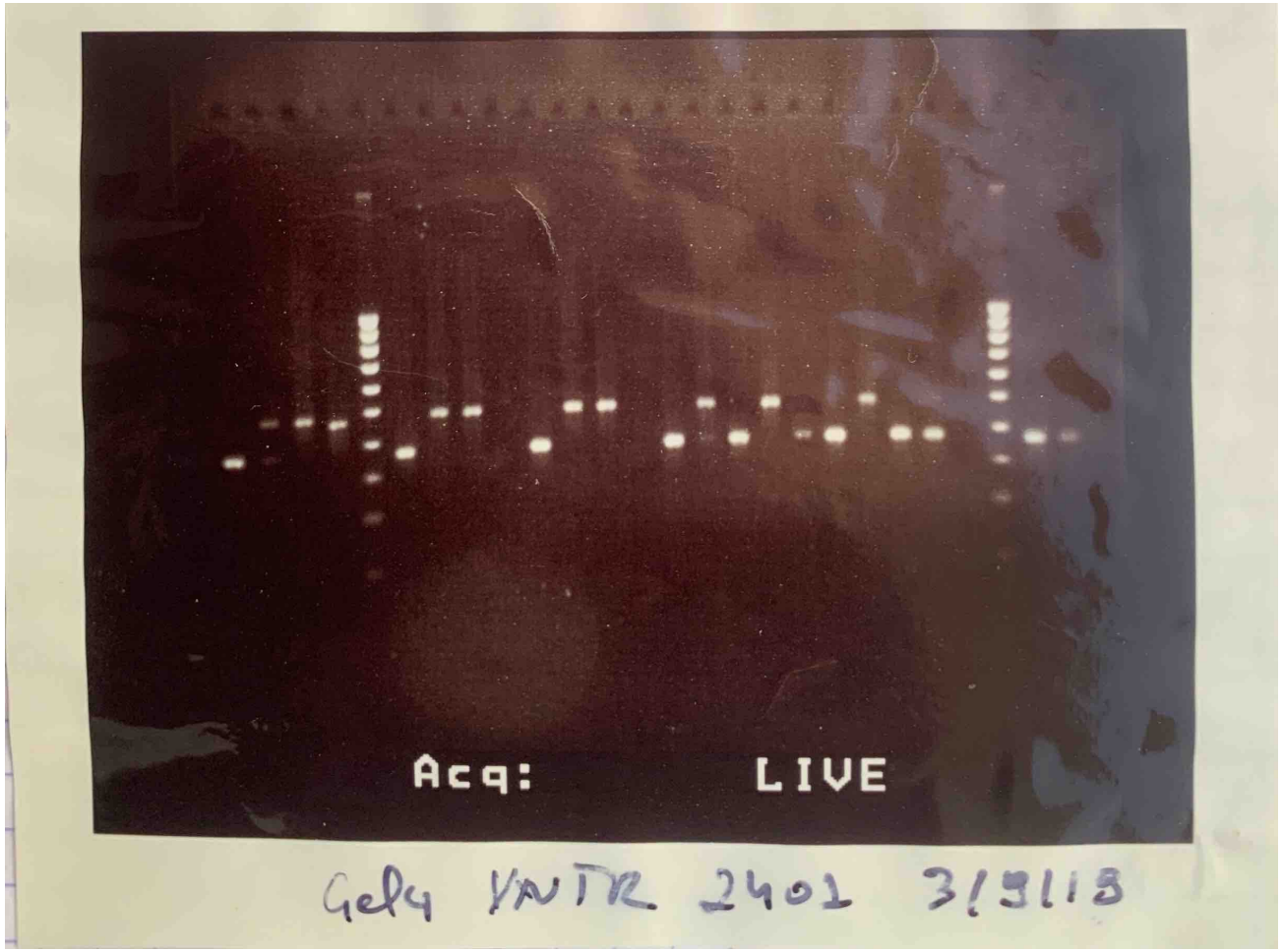

***SM**: Size Marker (Ladder); **W**: well; **H37Rv**: positive control reference MTBC strain ATCC; ***C**: contamination; "**-** ": negative

Locus: MIRU 52

N°W	1	2	3	4		5	6	7	8	9	10	11	12	13	14	15	16	17	18	19	20	21	22		23	24
ID	H37 RV	253	349a	350	**SM**	351	363	367	65	370	371a	372	408	470	476	480	481	531	163	704	813	922	345	**SM**	349b	372b
Allele	-	3	3	3		3	3	3	-	3	2	3	2	3	3	-	3	3	3	2	3	2	-		3	-

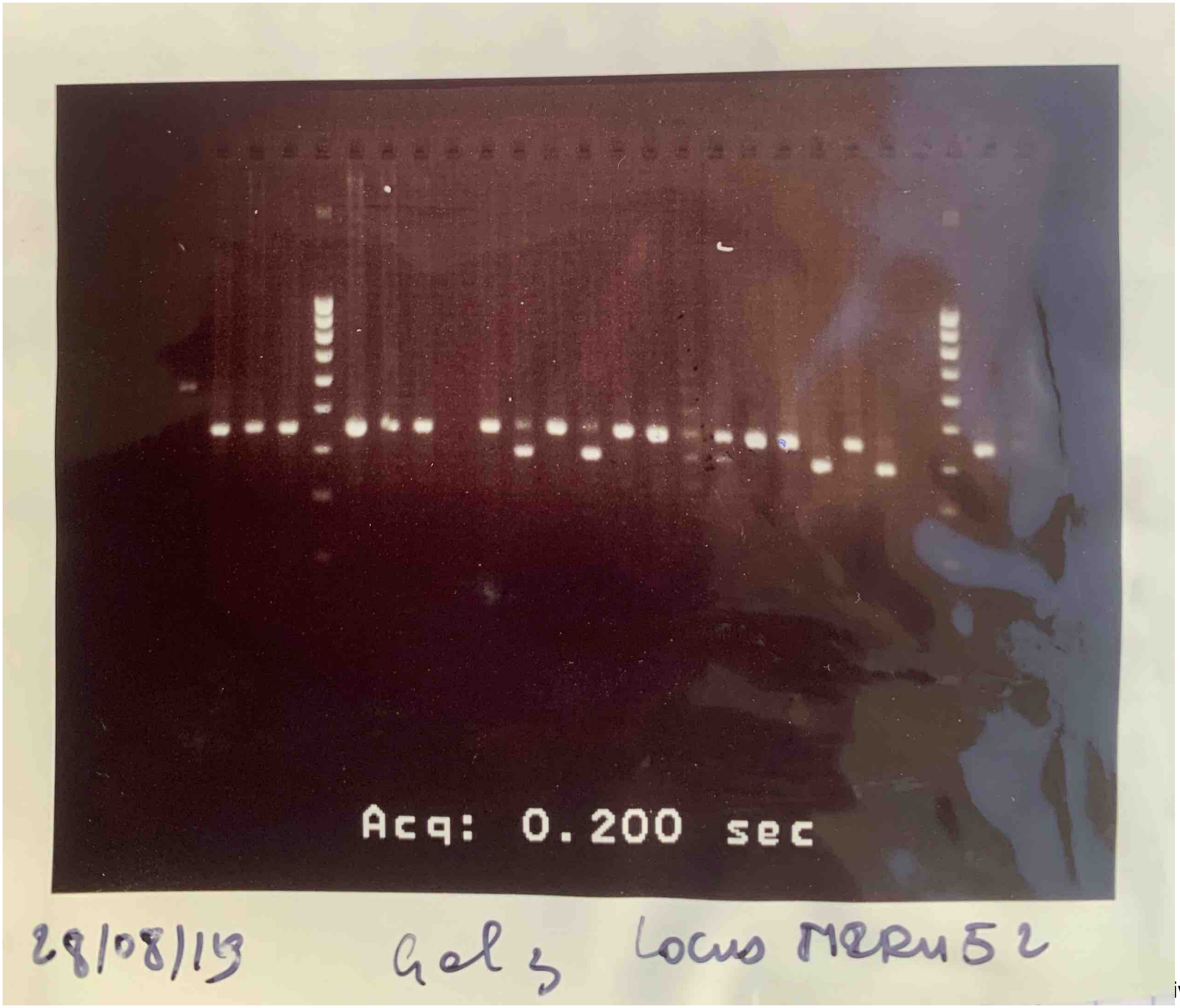

*SM: ive