A

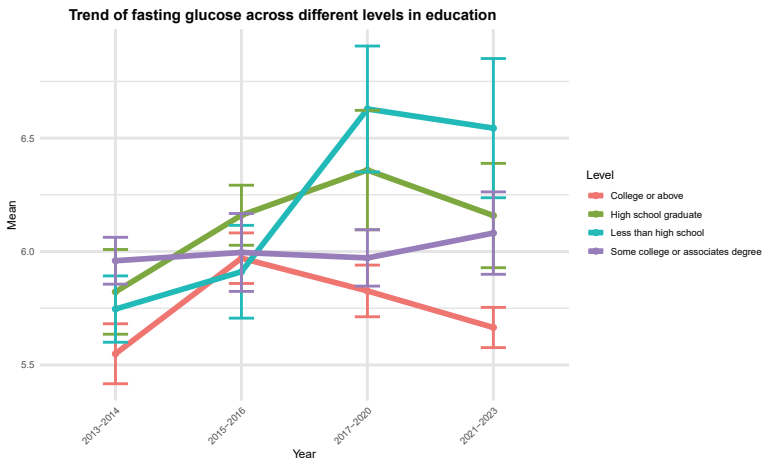
Trend of fasting glucose across different levels in education
Mean
Year
2013–2014
2015–2016
2017–2020
2021–2023
Level
College or above
High school graduate
Less than high school
Some college or associates degree

B

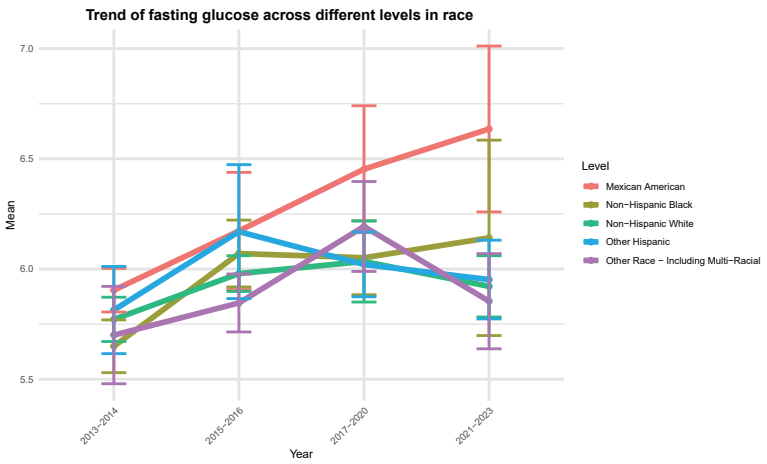
Trend of fasting glucose across different levels in race
Mean
Year
2013–2014
2015–2016
2017–2020
2021–2023
Level
Mexican American
Non−Hispanic Black
Non−Hispanic White
Other Hispanic
Other Race − Including Multi−Racial

C

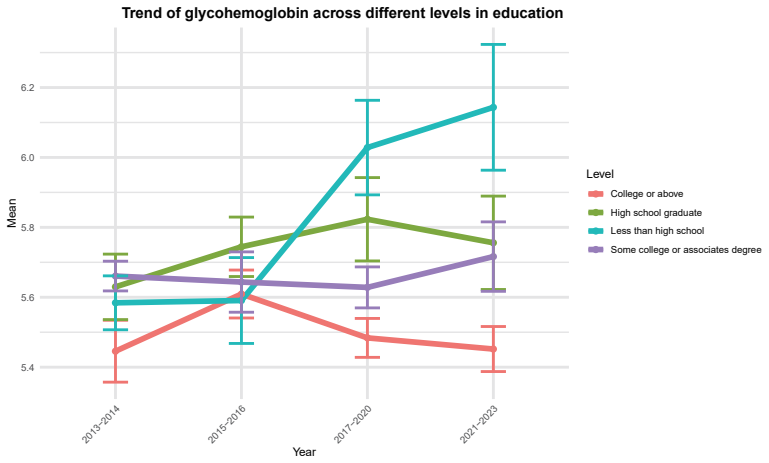
Trend of glycohemoglobin across different levels in education
Mean
Year
2013–2014
2015–2016
2017–2020
2021–2023
Level
College or above
High school graduate
Less than high school
Some college or associates degree

D

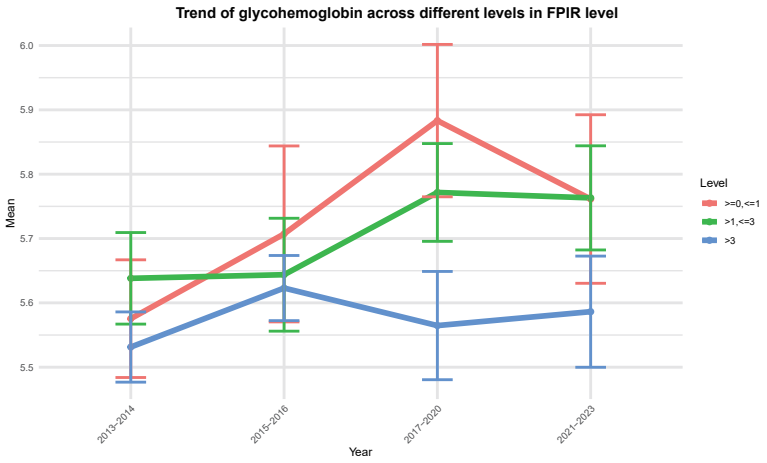
Trend of glycohemoglobin across different levels in FPIR level
Mean
Year
2013–2014
2015–2016
2017–2020
2021–2023
Level
>=0,<=1
>1,<=3
>3

E

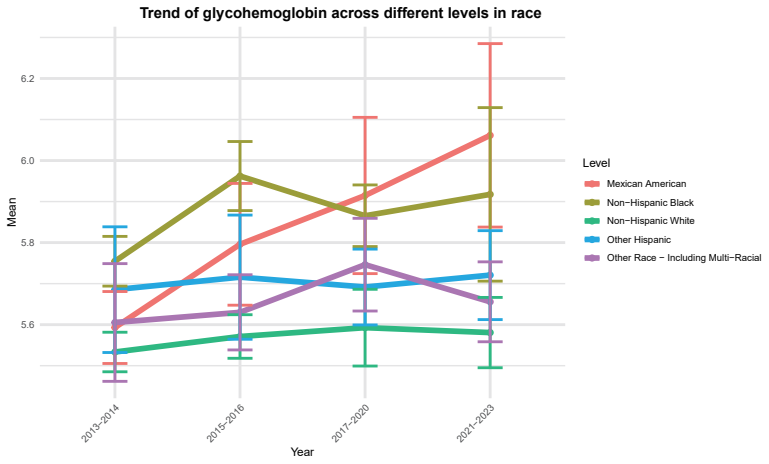
Trend of glycohemoglobin across different levels in race
Mean
Year
2013–2014
2015–2016
2017–2020
2021–2023
Level
Mexican American
Non−Hispanic Black
Non−Hispanic White
Other Hispanic
Other Race − Including Multi−Racial

F

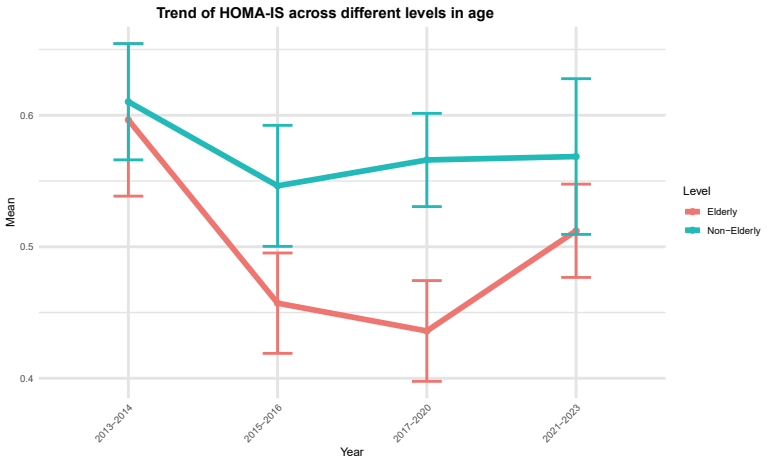
Trend of HOMA-IS across different levels in age
Mean
Year
2013–2014
2015–2016
2017–2020
2021–2023
Level
Elderly
Non−Elderly

G

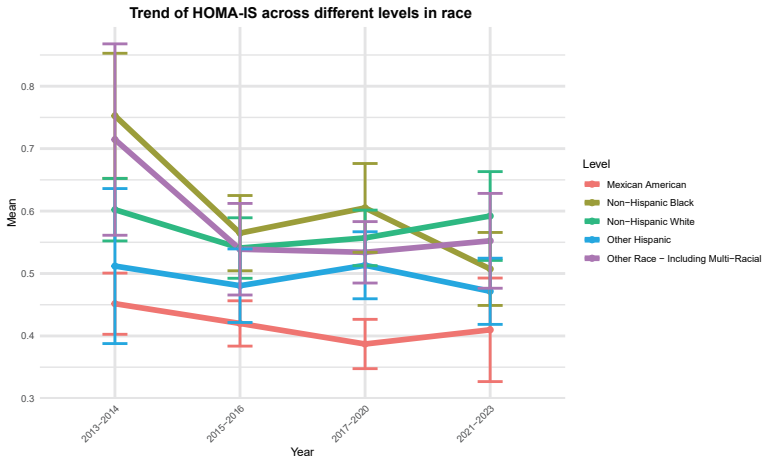
Trend of HOMA-IS across different levels in race
Mean
Year
2013–2014
2015–2016
2017–2020
2021–2023
Level
Mexican American
Non−Hispanic Black
Non−Hispanic White
Other Hispanic
Other Race − Including Multi−Racial