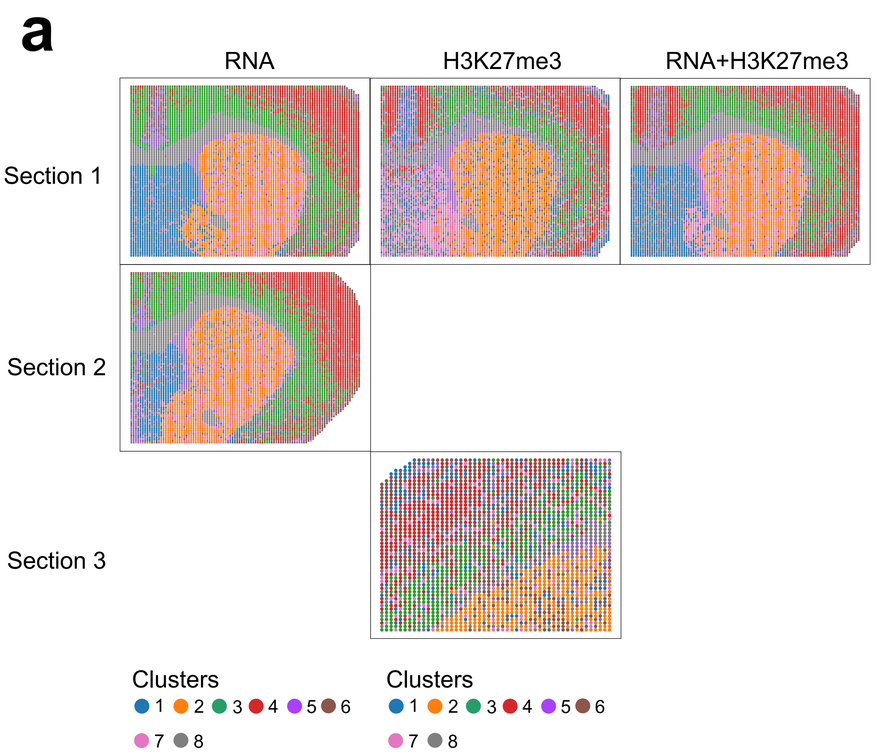
a
RNA
H3K27me3
RNA+H3K27me3
Section 1
Section 2
Section 3
Clusters
1 2 3 4 5 6
7 8
Clusters
1 2 3 4 5 6
7 8


b
SpaMosaic
Cobolt
scMoMaT
StabMap
CLUE
MIDAS
Section 1
Section 2
Section 3
Clusters
1 2 3 4 5 6 7 8
Annotation for SpaMosaic's clusters
Ls/Cortex
Cp
Cortex
Cortex
Vl
Cortex
Acb
Ccg/aco

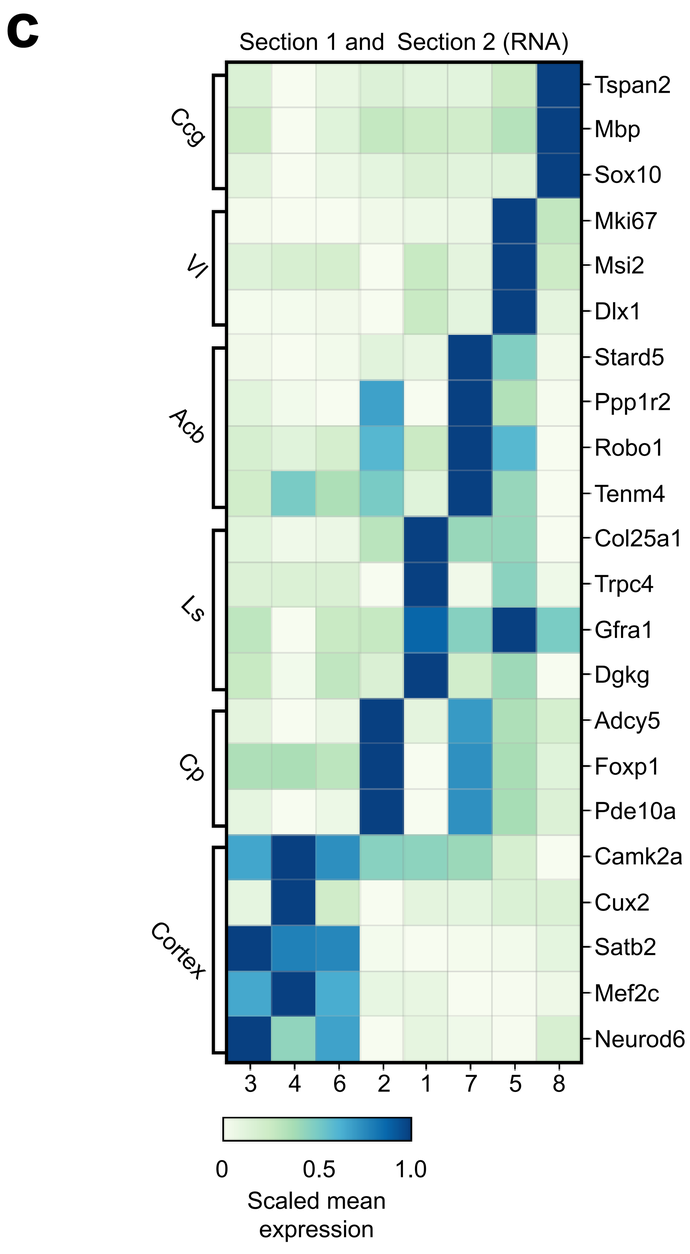
c
Section 1 and Section 2 (RNA)
Ccg
Vl
Acb
Ls
Cp
Cortex
Tspan2
Mbp
Sox10
Mki67
Msi2
Dlx1
Stard5
Ppp1r2
Robo1
Tenm4
Col25a1
Trpc4
Gfra1
Dgkg
Adcy5
Foxp1
Pde10a
Camk2a
Cux2
Satb2
Mef2c
Neurod6
3 4 6 2 1 7 5 8
0 0.5 1.0
Scaled mean expression

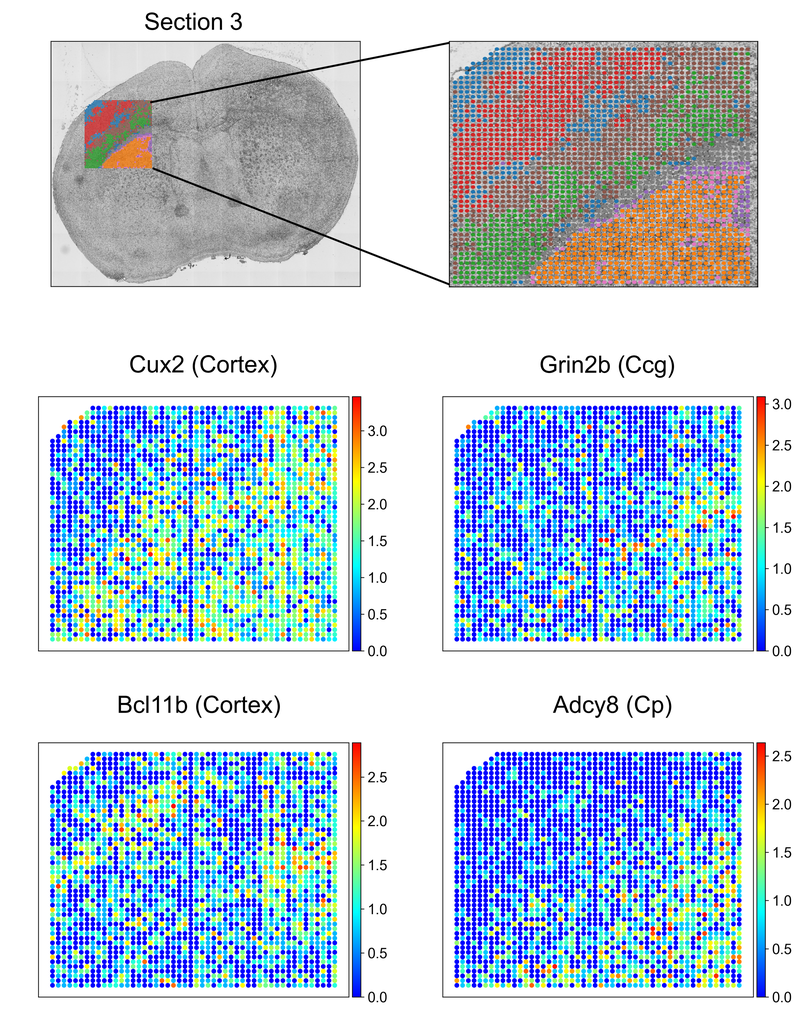
d
Section 3
Cux2 (Cortex)
Grin2b (Ccg)
Bcl11b (Cortex)
Adcy8 (Cp)
0.0 0.5 1.0 1.5 2.0 2.5 3.0

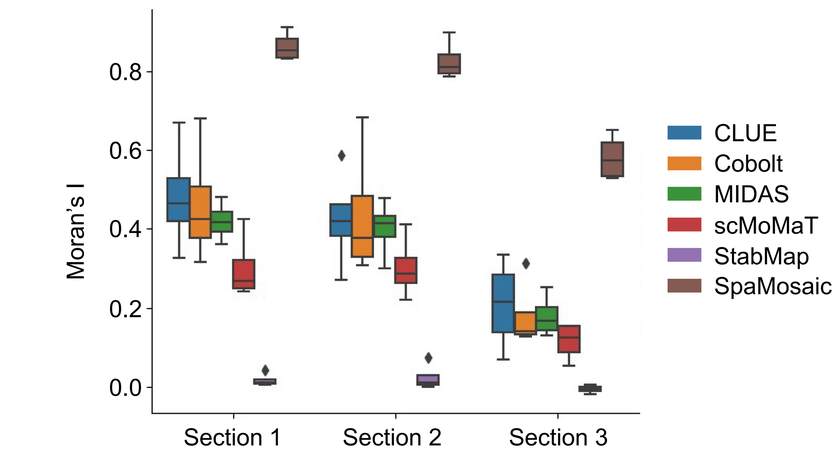
e
Moran's I
0.0 0.2 0.4 0.6 0.8
Section 1
Section 2
Section 3
CLUE
Cobolt
MIDAS
scMoMaT
StabMap
SpaMosaic

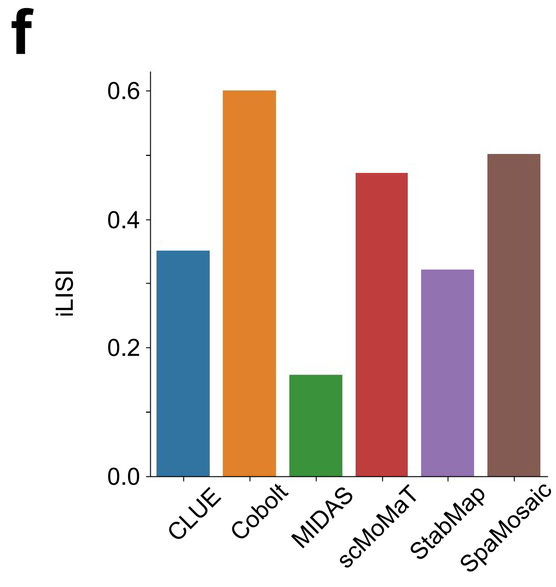
f
iLISI
0.0 0.2 0.4 0.6
CLUE
Cobolt
MIDAS
scMoMaT
StabMap
SpaMosaic