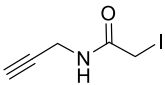
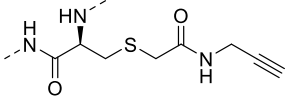
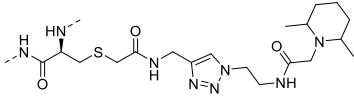
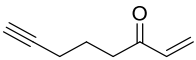
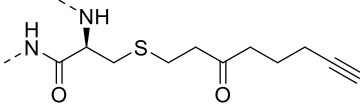
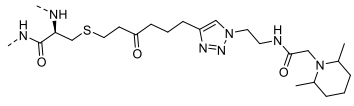
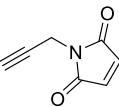
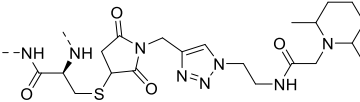
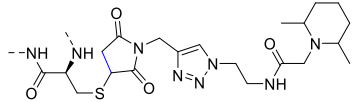
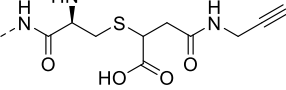
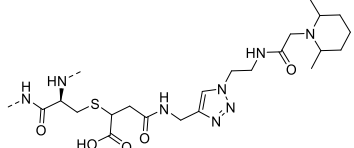
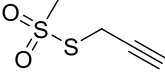
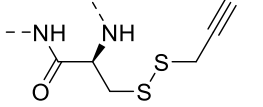
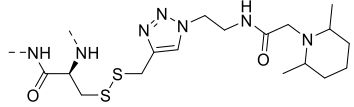
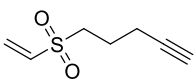
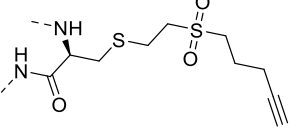
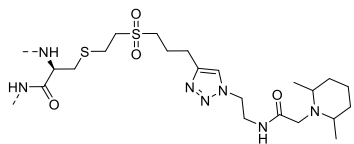
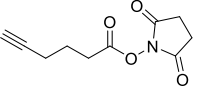
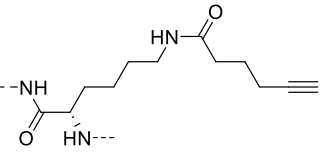
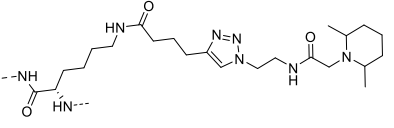
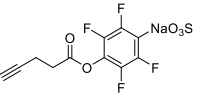
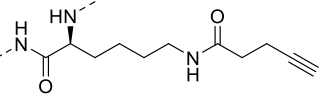
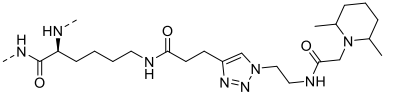
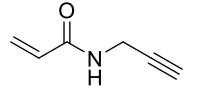
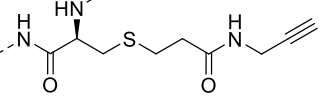
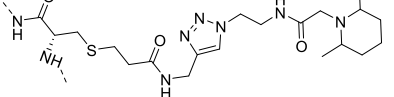
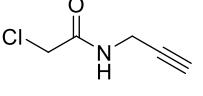
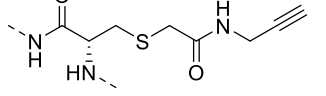
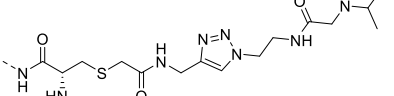
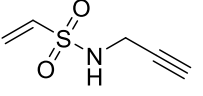
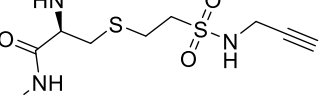
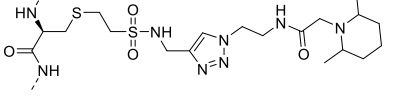
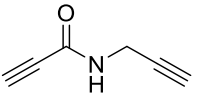
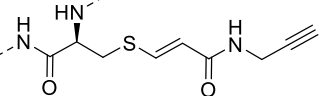
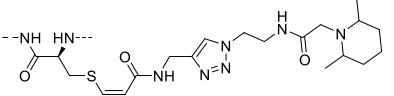
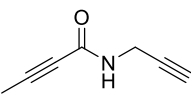
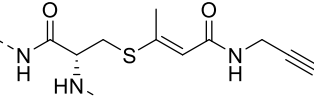
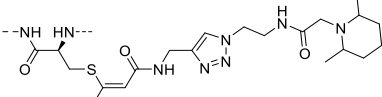
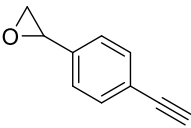
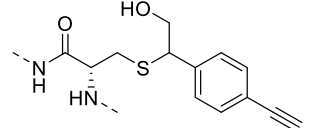
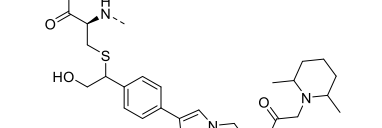
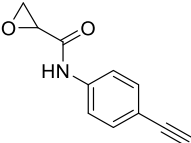
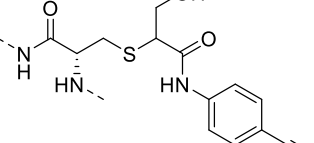
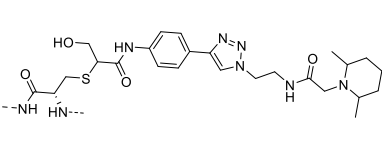
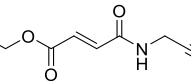
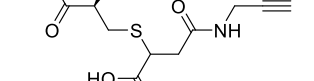
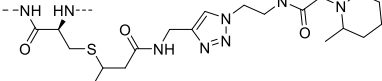
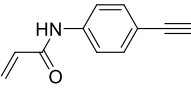
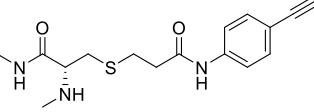
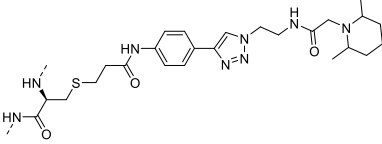
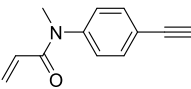
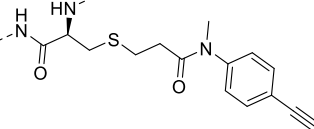
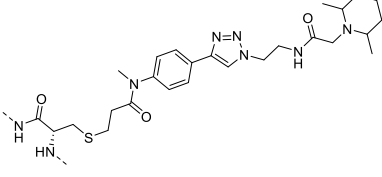
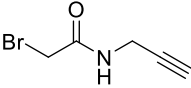
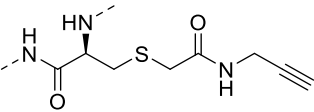
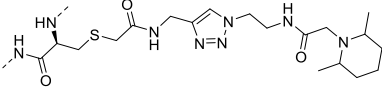
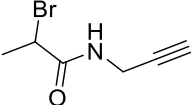
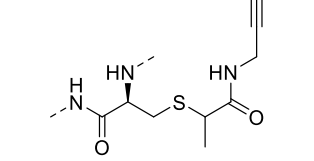
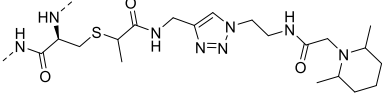
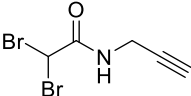
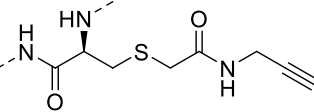
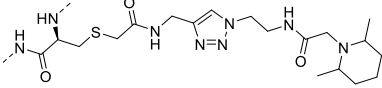
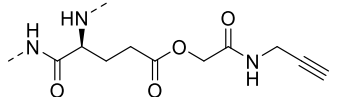
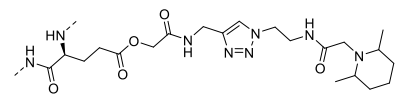
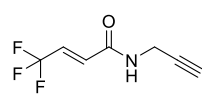
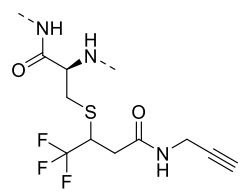
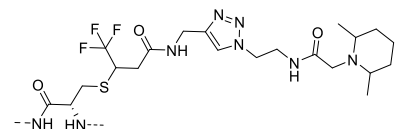
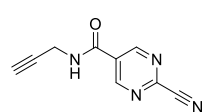
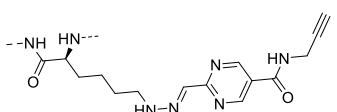
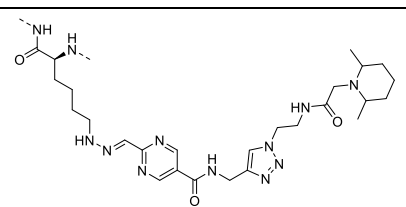
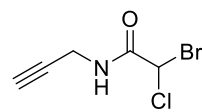
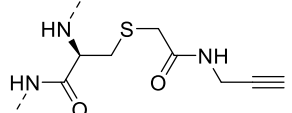
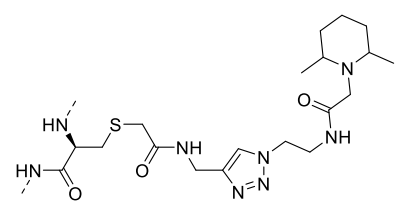
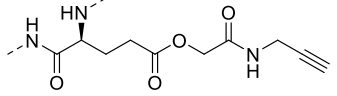
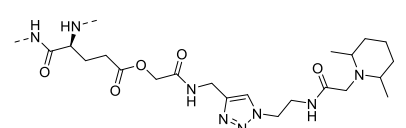


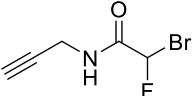
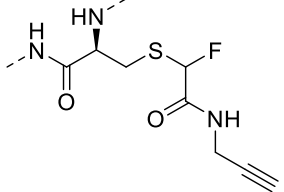
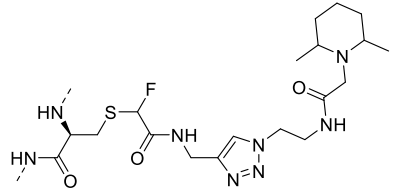
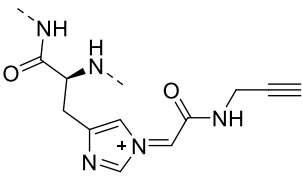
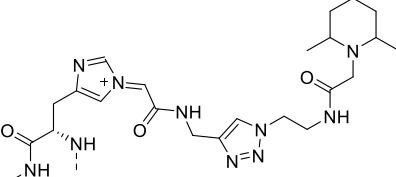
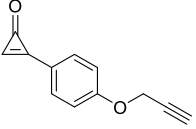
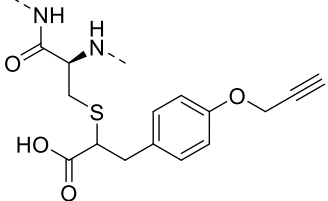
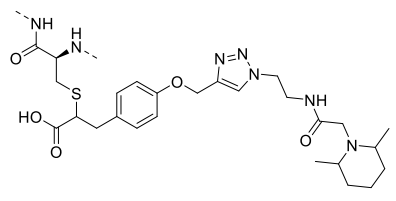
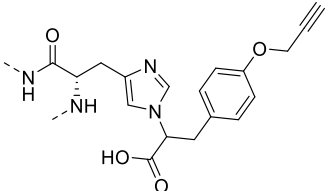
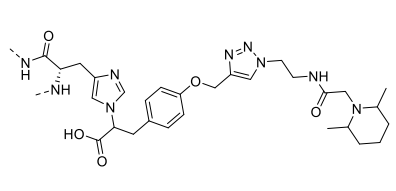
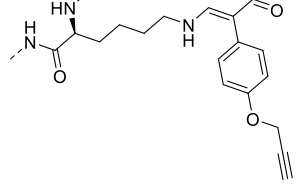
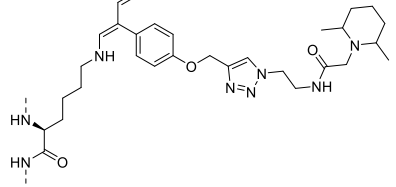
Probe	Chemical Structure	Probe-derived modification (PDM)	PDM tagged with DMP	Residue	Molecular formula	Theoretical mass	Determined mass	p.p.m.
IPM				C	C <sub>16</sub> H <sub>26</sub> N <sub>6</sub> O <sub>2</sub>	334.212	334.211936	0.191495
ENE				C	C <sub>19</sub> H <sub>31</sub> N <sub>5</sub> O <sub>2</sub>	361.248	361.247984	0.044291
NPM				C	C <sub>18</sub> H <sub>26</sub> N <sub>6</sub> O <sub>3</sub>	374.207	374.206833	0.446277
				C	C <sub>18</sub> H <sub>28</sub> N <sub>6</sub> O <sub>4</sub>	392.217	392.217324	0.826073
PPMS				C	C <sub>14</sub> H <sub>23</sub> N <sub>5</sub> O <sub>S</sub>	309.162	309.162492	1.591396
VSF				C	C <sub>18</sub> H <sub>31</sub> N <sub>5</sub> O <sub>3</sub> S	397.215	397.214913	0.219025

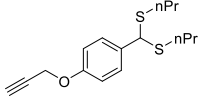
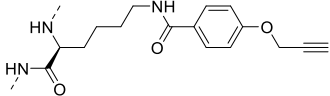
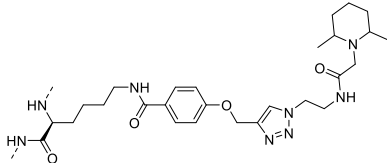
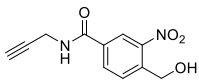
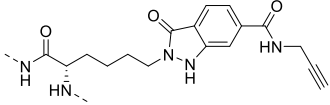
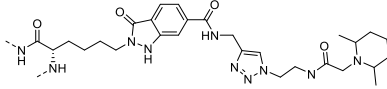
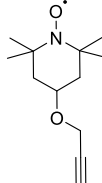
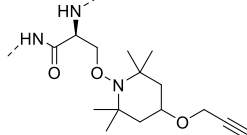
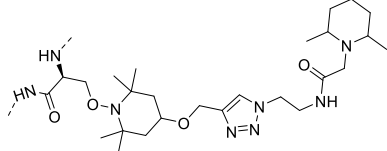
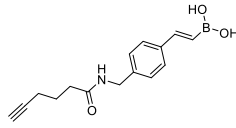
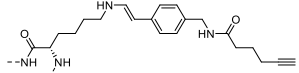
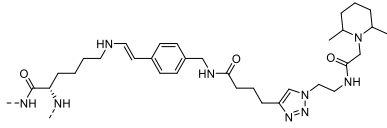
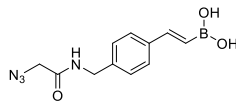
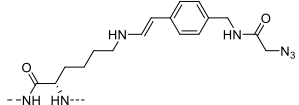
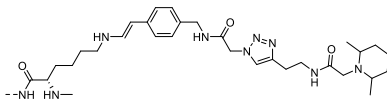
<b>NHS</b>				K	C17H27N5O2	333.216	333.216616	1.848647
<b>STP</b>				K	C16H25N5O2	319.201	319.201086	0.269423
<b>1</b>				C	C17H28N6O2	348.227	348.226821	0.514033
<b>2</b>				C	C16H26N6O2	334.212	334.212189	0.565509
<b>3</b>				C	C16H28N6O3S	384.194	384.194074	0.192611
<b>4</b>				C	C17H26N6O2	346.212	346.211568	1.247792

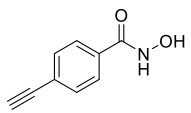
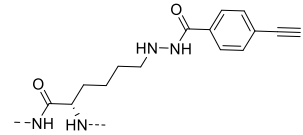
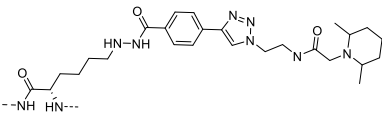
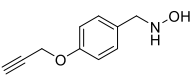
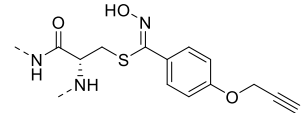
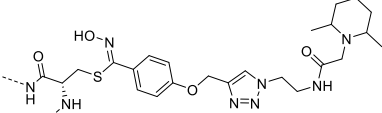
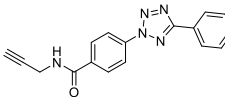
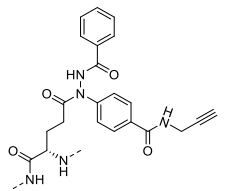
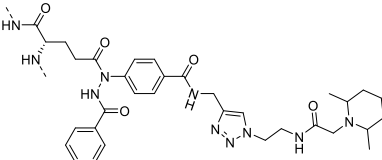
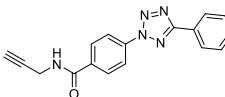
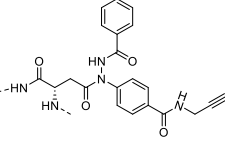
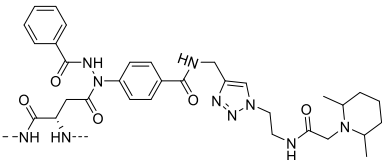
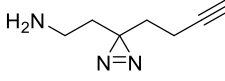
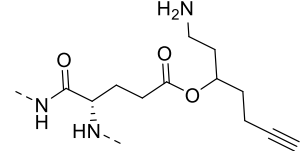
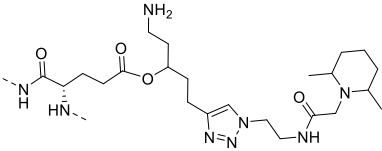
5				C	C18H28N6O2	360.227	360.222279	13.1058
6				C	C21H29N5O2	383.232	383.232662	1.727410
7				C	C22H30N6O3	426.238	426.238631	1.480391
8				C	C18H28N6O4	392.217	392.217276	0.703692

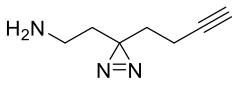
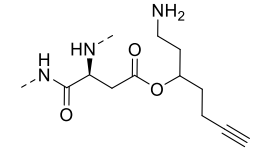
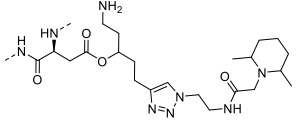
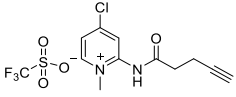
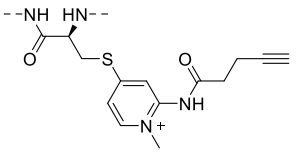
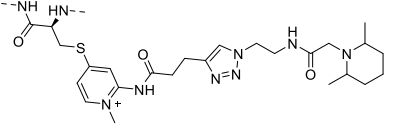
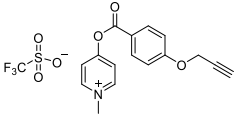
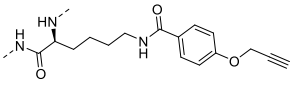
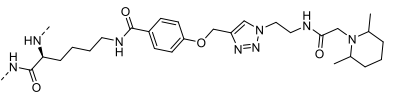
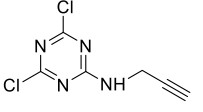
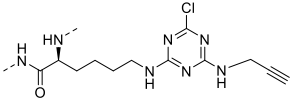
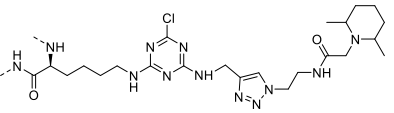
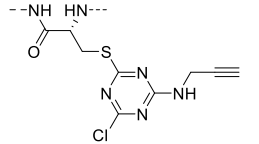
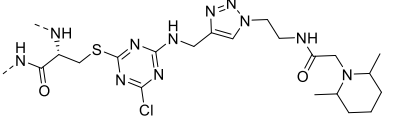
9				C	C22H30N6O2	410.243	410.243582	1.418669
10				C	C23H32N6O2	424.259	424.258998	0.004714
11				C	C16H26N6O2	334.212	334.211816	0.550549
12				C	C17H28N6O2	348.227	348.22717	0.488187
13				C	C16H26N6O2	334.212	334.211819	0.541573

				E	C16H26N6O2	334.212	334.211819	0.541573
14				C	C18H27F3N6O2	416.215	416.214821	0.430066
15				K	C20H27N9O2	425.229	425.228992	0.018813
16				C	C16H26N6O	334.212	334.212081	0.242361
				E	C16H26N6O	334.212	334.212081	0.242361

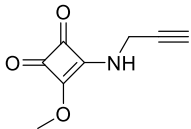
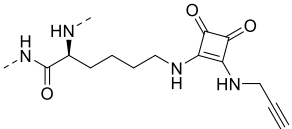
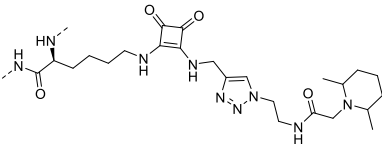
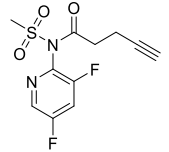
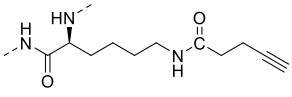
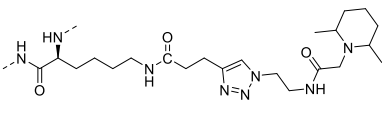
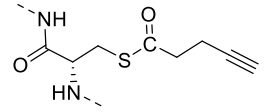
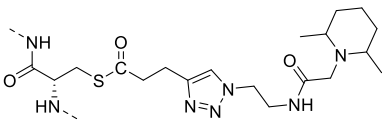
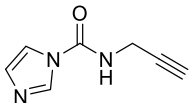
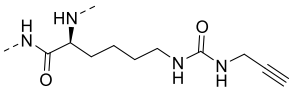
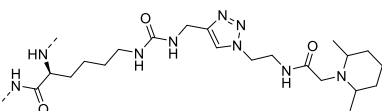
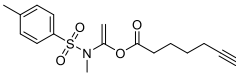
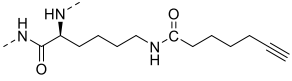
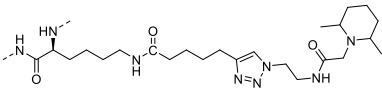
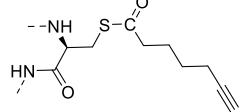
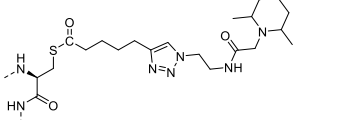
17				C	C <sub>16</sub> H <sub>25</sub> FN <sub>6</sub> O <sub>2</sub>	352.202	352.202218	0.618963
				H	C <sub>16</sub> H <sub>26</sub> N <sub>6</sub> O <sub>2</sub>	332.196	332.196094	0.282965
18				C	C <sub>23</sub> H <sub>31</sub> N <sub>5</sub> O <sub>4</sub>	441.238	441.238627	1.421000
				H	C <sub>23</sub> H <sub>31</sub> N <sub>5</sub> O <sub>4</sub>	441.238	441.238627	1.421000
				K	C <sub>23</sub> H <sub>29</sub> N <sub>5</sub> O <sub>3</sub>	423.227	423.22761	1.441305

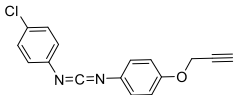
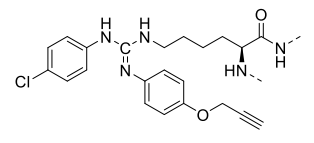
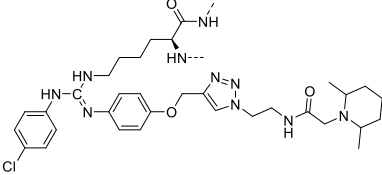
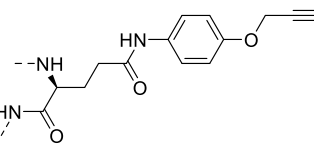
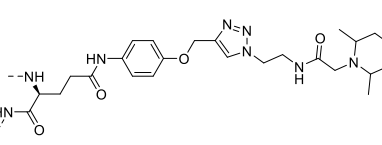
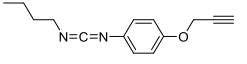
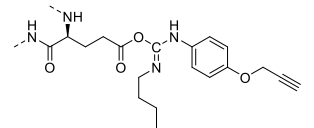
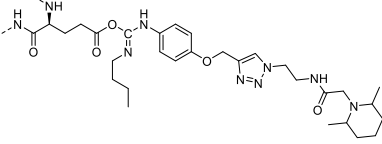
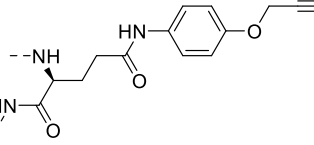
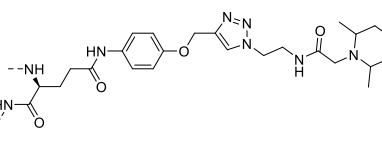
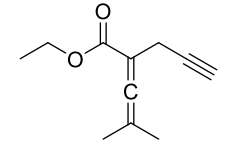
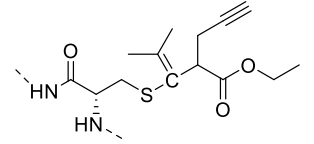
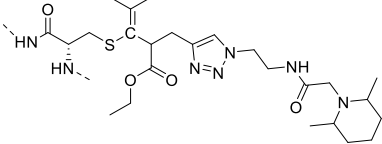
19				K	C21H27N5O3	397.211	397.212016	2.557828
20				K	C22H27N7O3	437.218	437.21722	1.78401
21				C	C23H40N6O3	416.344	416.344658	1.580421
22				K	C26H36N6O2	464.290	464.289821	0.385535
23				K	C24H32N6O2	436.259	436.25756	3.300802

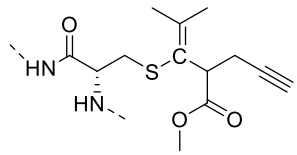
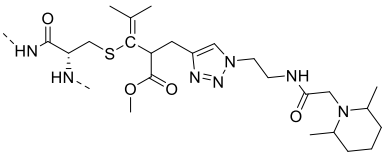
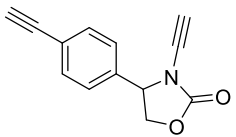
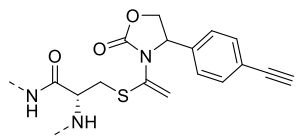
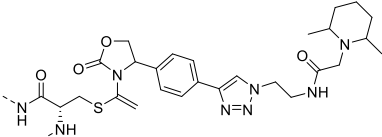
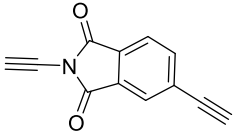
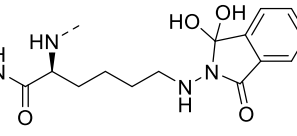
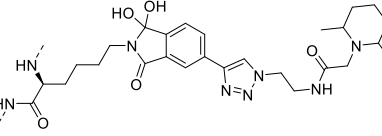
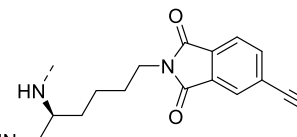
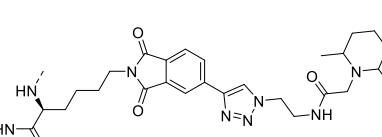
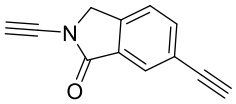
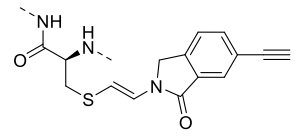
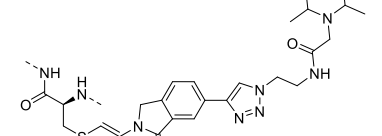
24				K	C20H26N6O2	382.212	382.211935	0.170063
25				C	C21H28N6O3	412.222	412.222921	2.234228
26				E	C28H34N8O2	514.281	514.280278	1.403904
				D	C28H34N8O2	514.281	514.280278	1.403904
27				E	C18H32N6O	348.264	348.26432	0.918842

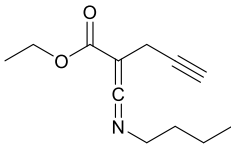
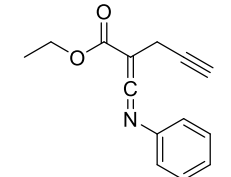
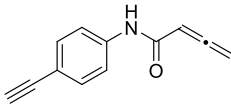
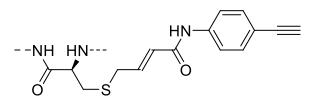
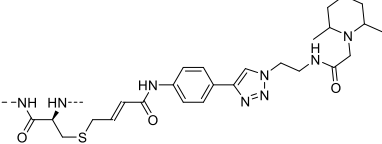
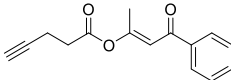
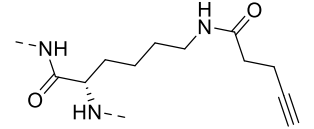
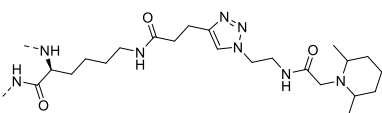
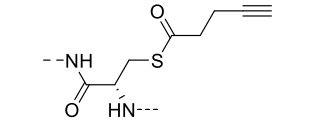
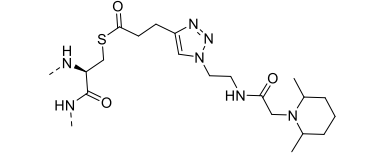
				D	C18H32N6O	348.264	348.26432	0.918842
28				C	C22H31N7O2	425.253	425.253893	2.099922
29				K	C21H27N5O3	397.211	397.211773	1.946065
30				K	C17H24ClN9O	405.179	405.179908	2.24098
				C	C17H24ClN9O	405.179	405.179908	2.240980

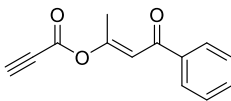
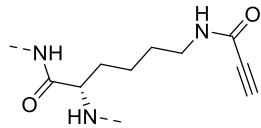
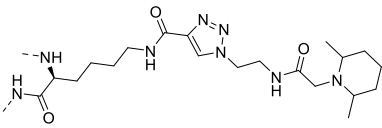
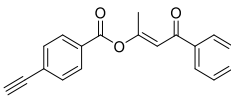
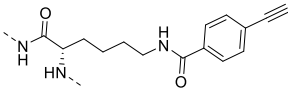
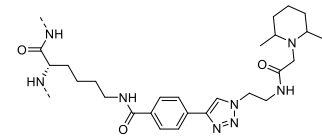
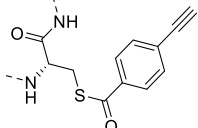
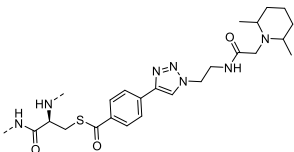
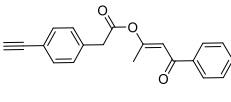
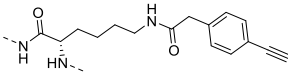
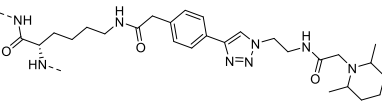
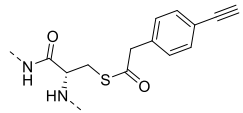
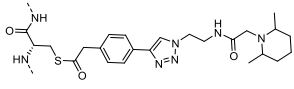
				Y	C17H24ClN9O	405.179	405.179908	2.240980
31				Y	C19H25N5O3S	403.168	403.167674	0.808597
				K	C19H25N5O3S	403.168	403.167674	0.808597
32				K	C23H29N5O3	423.227	423.228288	3.043275
33				K	C16H25N5O2	319.201	319.201162	0.507517

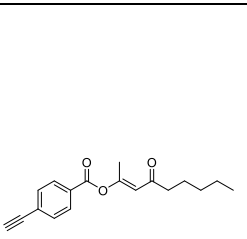
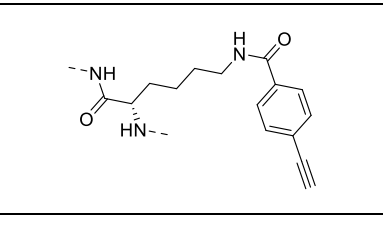
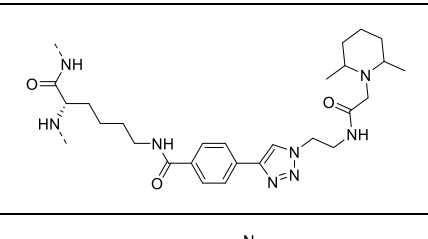
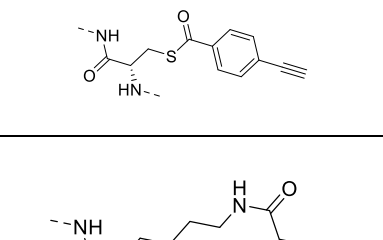
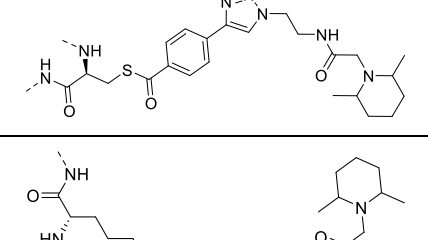
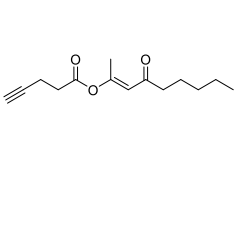
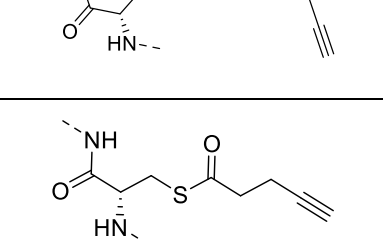
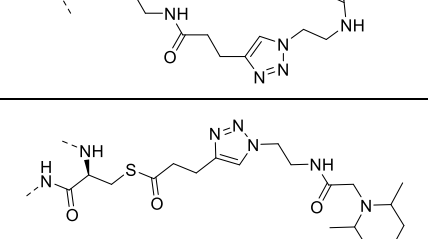
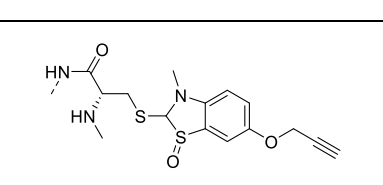
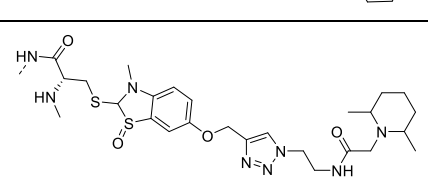



34				K	C18H24N6O3	372.191	372.191319	0.857086
35				K	C16H25N5O2	319.201	319.201331	1.036963
				C	C16H25N5O2	319.201331	319.201331	1.036963
36				K	C15H24N6O2	320.196	320.196345	1.077464
37				K	C18H29N5O2	347.232	347.232039	0.112317
				C	C18H29N5O2	347.232	347.232039	0.112317

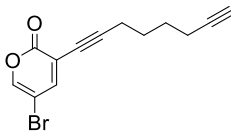
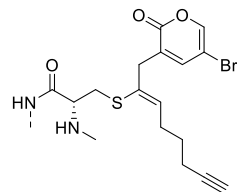
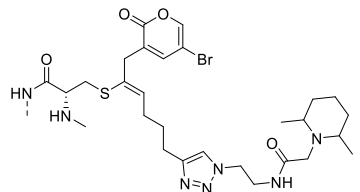
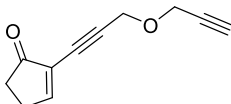
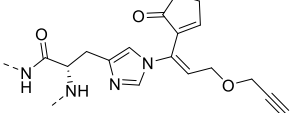
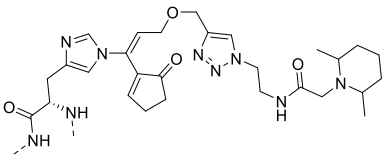
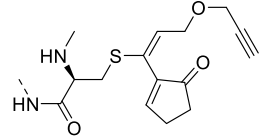
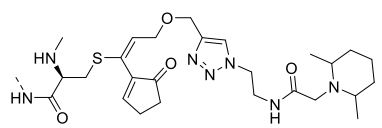
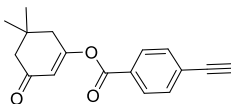
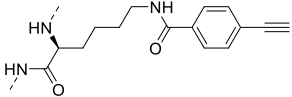
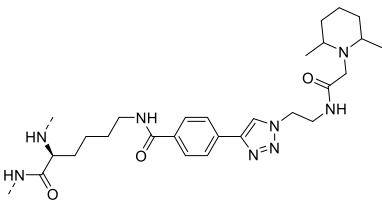
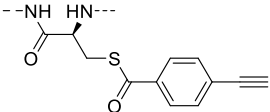
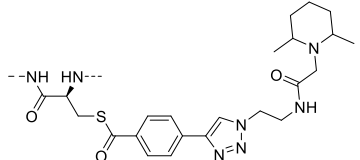
38				K	C27H32ClN7O2	521.231	521.231414	0.794273
				E	C20H26N5O2	368.232	368.233022	2.775424
39				E	C25H37N7O2	467.301	467.301698	1.493682
				E	C20H27N5O2	368.232	368.233022	2.775424
40				C	C22H35N5O3	417.274	417.27497	2.324606

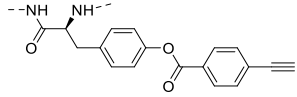
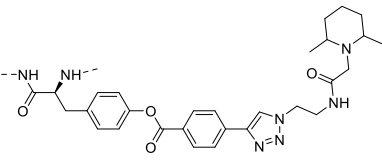
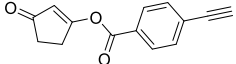
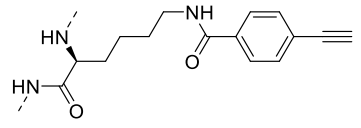
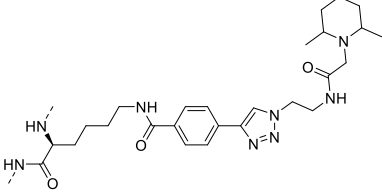
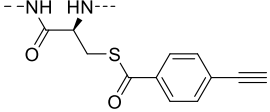
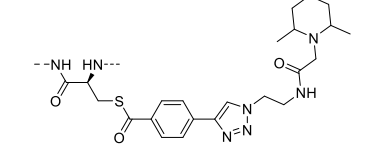
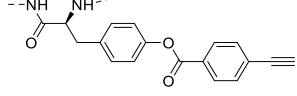
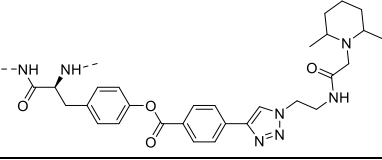
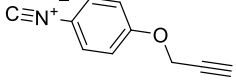
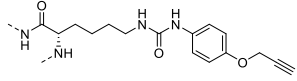
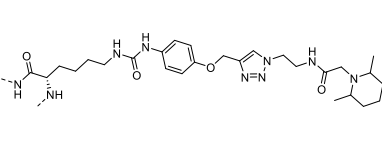
				C	C21H33N5O3	403.258	403.258814	2.018555
41				C	C24H30N6O3	450.238	450.240224	4.939585
42				K	C21H25N5O4	411.191	411.190907	0.226172
				K	C21H23N5O3	393.180	393.181864	4.740809
43				C	C23H28N6O2	420.227	420.228508	3.588524

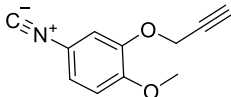
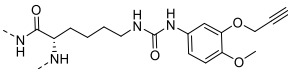
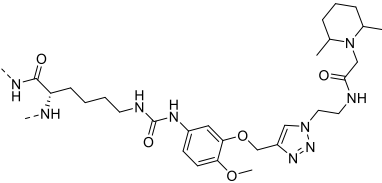
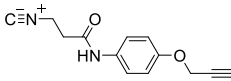
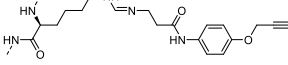
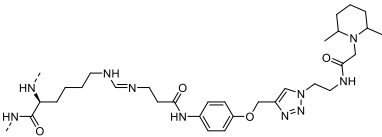
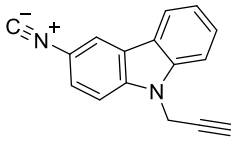
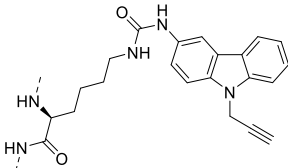
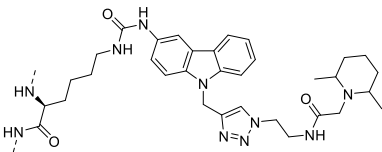
44		uncharacterized	uncharacterized	C	C21H31N5O3	401.242	401.243145	-2.853640
45		uncharacterized	uncharacterized	C	C21H31N5O3	401.242	401.245134	-2.853640
46				C	C23H30N6O2	422.243	422.243748	1.771489
47				K	C16H25N5O2	319.201	319.200652	1.090223
				C	C16H25N5O2	319.201	319.200652	1.090223

48				K	C14H21N5O2	291.170	291.168374	5.584398
49				K	C20H25N5O2	367.201	367.20062	1.034857
				C	C20H25N5O2	367.201	367.20062	1.034857
50				K	C21H27N5O2	381.216	381.216217	0.569231
				C	C21H27N5O2	381.216	381.216217	0.569231

51				K	C20H25N5O2	367.201	367.2004	1.633985
				C	C20H25N5O2	367.201	367.2004	1.633985
52				K	C16H25N5O2	319.201	319.198955	6.406663
				C	C16H25N5O2	319.201	319.198955	6.406663
53				C	C22H30N6O3S	458.210	458.210484	1.056283

54				C	C <sub>24</sub> H <sub>32</sub> BrN <sub>5</sub> O <sub>3</sub>	517.169	517.170439	2.782448
55				H	C <sub>22</sub> H <sub>31</sub> N <sub>5</sub> O <sub>3</sub>	413.243	413.243627	1.517265
				C	C <sub>22</sub> H <sub>31</sub> N <sub>5</sub> O <sub>3</sub>	413.243	413.243627	1.517265
56				K	C <sub>20</sub> H <sub>25</sub> N <sub>5</sub> O <sub>2</sub>	367.201	367.200973	0.073529
				C	C <sub>20</sub> H <sub>25</sub> N <sub>5</sub> O <sub>2</sub>	367.201	367.200973	0.073529

				Y	C20H25N5O2	367.201	367.200973	0.073529
57				K	C20H25N5O2	367.201	367.200973	0.073529
				C	C20H25N5O2	367.201	367.200973	0.073529
				Y	C20H25N5O2	367.201	367.200973	0.073529
58				N-site	C21H28N6O3	412.222	412.222465	1.128032

59				N-site	C22H30N6O4	442.233	442.233451	1.019823
60				K	C24H33N7O3	467.264	467.260407	7.689502
61				K	C27H31N7O2	485.254	485.254367	0.756304