Figure S1

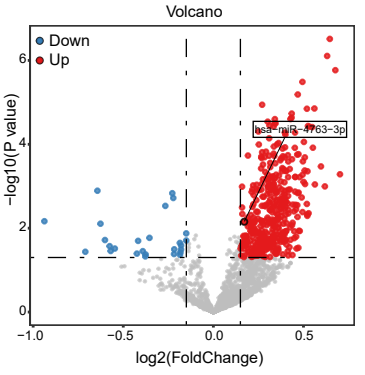
A
Volcano
Down
Up
hsa-miR-4763-3p
−log10(P value)
log2(FoldChange)

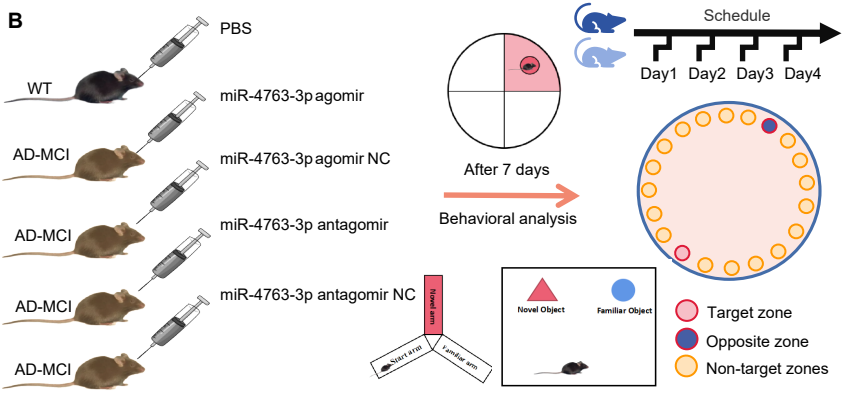
B
WT
AD-MCI
AD-MCI
AD-MCI
AD-MCI
PBS
miR-4763-3p agomir
miR-4763-3p agomir NC
miR-4763-3p antagomir
miR-4763-3p antagomir NC
Schedule
Day1 Day2 Day3 Day4
After 7 days
Behavioral analysis
Novel Object
Familiar Object
Target zone
Opposite zone
Non-target zones

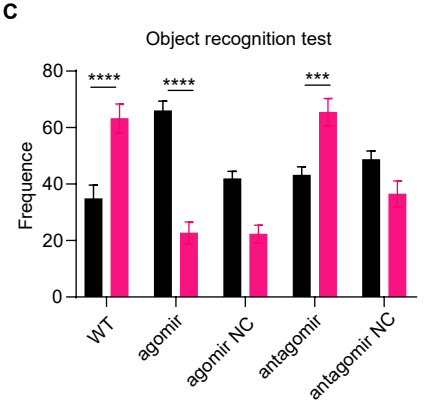
C
Object recognition test
Frequence
WT
agomir
agomir NC
antagomir
antagomir NC

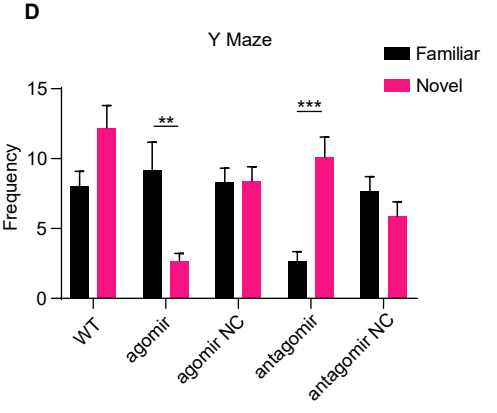
D
Y Maze
Familiar
Novel
Frequency
WT
agomir
agomir NC
antagomir
antagomir NC

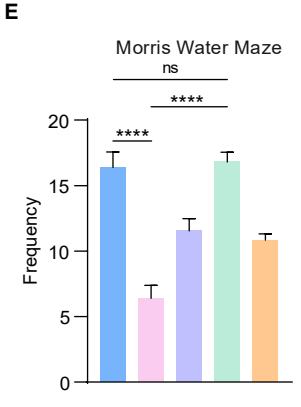
E
Morris Water Maze
ns
Frequency

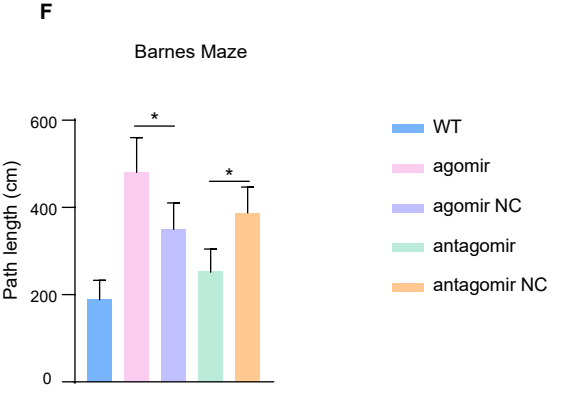
F
Barnes Maze
Path length (cm)
WT
agomir
agomir NC
antagomir
antagomir NC