

## Supplementary Materials

Appendix A: CAPRI region specific productivity shocks following a pollinator collapse.

Source: Own analysis based on Klein et al. 2007 ..... 1

Appendix B: Percentage changes in yield, production, producer prices, land use and trade by commodity and region. Aggregate changes in production and producer prices were weighted by the base producer prices. Aggregate changes in land use are based on physical area. Base export prices were used to aggregate trade volumes. The vertical lines report the upper and lower bound of results according to the “minimum” or “maximum” dependence ratio. Source: Own analysis based on model results..... 20

Appendix C: Global change in A) total agricultural land and B) cultivated crop land after the simulated collapse of pollinators based on the mean dependence ratios. Source: Own analysis based on model results. .... 21

*Appendix A: CAPRI region specific productivity shocks following a pollinator collapse. Source: Own analysis based on Klein et al. 2007*

| CAPRI Region                      | Crop             | Mean | Min  | Max   |
|-----------------------------------|------------------|------|------|-------|
| African Least Developed Countries | Apple            | 65.0 | 40.0 | 90.0  |
| African Least Developed Countries | Citrus           | 5.0  | 0.0  | 10.0  |
| African Least Developed Countries | Cocoa            | 95.0 | 90.0 | 100.0 |
| African Least Developed Countries | Coffee           | 25.0 | 10.0 | 40.0  |
| African Least Developed Countries | Other Cereals    | 0.3  | 0.2  | 0.4   |
| African Least Developed Countries | Other Crops      | 17.5 | 7.3  | 27.7  |
| African Least Developed Countries | Other Fruits     | 8.4  | 4.9  | 11.9  |
| African Least Developed Countries | Other Vegetables | 10.4 | 7.6  | 13.2  |
| African Least Developed Countries | Palm Oil         | 5.0  | 0.0  | 10.0  |
| African Least Developed Countries | Pulses           | 2.7  | 0.1  | 5.4   |
| African Least Developed Countries | Soya Bean        | 25.0 | 10.0 | 40.0  |
| African Least Developed Countries | Sunflower        | 25.0 | 10.0 | 40.0  |
| African Least Developed Countries | Tomato           | 5.0  | 0.0  | 10.0  |
| Africa Rest (practically ACP)     | Apple            | 65.0 | 40.0 | 90.0  |
| Africa Rest (practically ACP)     | Citrus           | 5.0  | 0.0  | 10.0  |
| Africa Rest (practically ACP)     | Cocoa            | 95.0 | 90.0 | 100.0 |
| Africa Rest (practically ACP)     | Coffee           | 25.0 | 10.0 | 40.0  |
| Africa Rest (practically ACP)     | Other Crops      | 7.0  | 2.8  | 11.2  |
| Africa Rest (practically ACP)     | Other Fruits     | 9.2  | 5.8  | 12.7  |
| Africa Rest (practically ACP)     | Other Vegetables | 21.4 | 14.3 | 28.4  |
| Africa Rest (practically ACP)     | Palm Oil         | 5.0  | 0.0  | 10.0  |

| CAPRI Region                                | Crop             | Mean | Min  | Max   |
|---|------------------|------|------|-------|
| Africa Rest (practically ACP)               | Pulses           | 3.3  | 0.0  | 6.5   |
| Africa Rest (practically ACP)               | Soya Bean        | 25.0 | 10.0 | 40.0  |
| Africa Rest (practically ACP)               | Sunflower        | 25.0 | 10.0 | 40.0  |
| Africa Rest (practically ACP)               | Tomato           | 5.0  | 0.0  | 10.0  |
| Albania                                     | Apple            | 65.0 | 40.0 | 90.0  |
| Albania                                     | Citrus           | 5.0  | 0.0  | 10.0  |
| Albania                                     | Other Crops      | 0.8  | 0.3  | 1.3   |
| Albania                                     | Other Fruits     | 52.8 | 40.5 | 65.0  |
| Albania                                     | Other Vegetables | 19.4 | 11.4 | 27.4  |
| Albania                                     | Pulses           | 4.6  | 0.0  | 9.2   |
| Albania                                     | Soya Bean        | 25.0 | 10.0 | 40.0  |
| Albania                                     | Sunflower        | 25.0 | 10.0 | 40.0  |
| Albania                                     | Tomato           | 5.0  | 0.0  | 10.0  |
| Algeria                                     | Apple            | 65.0 | 40.0 | 90.0  |
| Algeria                                     | Citrus           | 5.0  | 0.0  | 10.0  |
| Algeria                                     | Other Crops      | 64.0 | 39.4 | 88.6  |
| Algeria                                     | Other Fruits     | 15.4 | 13.0 | 17.8  |
| Algeria                                     | Other Vegetables | 13.5 | 10.4 | 16.6  |
| Algeria                                     | Pulses           | 2.5  | 0.5  | 4.5   |
| Algeria                                     | Rapeseed         | 25.0 | 10.0 | 40.0  |
| Algeria                                     | Sunflower        | 25.0 | 10.0 | 40.0  |
| Algeria                                     | Tomato           | 5.0  | 0.0  | 10.0  |
| Argentina                                   | Apple            | 65.0 | 40.0 | 90.0  |
| Argentina                                   | Citrus           | 5.0  | 0.0  | 10.0  |
| Argentina                                   | Other Crops      | 21.8 | 8.7  | 34.8  |
| Argentina                                   | Other Fruits     | 16.7 | 11.1 | 22.3  |
| Argentina                                   | Other Vegetables | 7.2  | 6.0  | 8.4   |
| Argentina                                   | Pulses           | 2.4  | 0.1  | 4.8   |
| Argentina                                   | Rapeseed         | 25.0 | 10.0 | 40.0  |
| Argentina                                   | Soya Bean        | 25.0 | 10.0 | 40.0  |
| Argentina                                   | Sunflower        | 25.0 | 10.0 | 40.0  |
| Argentina                                   | Tomato           | 5.0  | 0.0  | 10.0  |
| Asian and Ociania Least Developed Countries | Apple            | 65.0 | 40.0 | 90.0  |
| Asian and Ociania Least Developed Countries | Citrus           | 5.0  | 0.0  | 10.0  |
| Asian and Ociania Least Developed Countries | Cocoa            | 95.0 | 90.0 | 100.0 |
| Asian and Ociania Least Developed Countries | Coffee           | 25.0 | 10.0 | 40.0  |
| Asian and Ociania Least Developed Countries | Other Cereals    | 1.6  | 1.0  | 2.2   |

| CAPRI Region                                | Crop             | Mean | Min  | Max   |
|---|------------------|------|------|-------|
| Asian and Ociania Least Developed Countries | Other Crops      | 20.3 | 8.5  | 32.1  |
| Asian and Ociania Least Developed Countries | Other Fruits     | 18.0 | 14.8 | 21.1  |
| Asian and Ociania Least Developed Countries | Other Vegetables | 6.7  | 4.3  | 9.1   |
| Asian and Ociania Least Developed Countries | Palm Oil         | 5.0  | 0.0  | 10.0  |
| Asian and Ociania Least Developed Countries | Pulses           | 4.1  | 0.0  | 8.2   |
| Asian and Ociania Least Developed Countries | Soya Bean        | 25.0 | 10.0 | 40.0  |
| Asian and Ociania Least Developed Countries | Sunflower        | 25.0 | 10.0 | 40.0  |
| Asian and Ociania Least Developed Countries | Tomato           | 5.0  | 0.0  | 10.0  |
| Rest of Asia                                | Citrus           | 5.0  | 0.0  | 10.0  |
| Rest of Asia                                | Cocoa            | 95.0 | 90.0 | 100.0 |
| Rest of Asia                                | Coffee           | 25.0 | 10.0 | 40.0  |
| Rest of Asia                                | Other Crops      | 20.4 | 8.2  | 32.6  |
| Rest of Asia                                | Other Fruits     | 3.3  | 2.1  | 4.5   |
| Rest of Asia                                | Other Vegetables | 19.2 | 13.7 | 24.7  |
| Rest of Asia                                | Palm Oil         | 5.0  | 0.0  | 10.0  |
| Rest of Asia                                | Pulses           | 3.4  | 0.0  | 6.9   |
| Rest of Asia                                | Rapeseed         | 25.0 | 10.0 | 40.0  |
| Rest of Asia                                | Soya Bean        | 25.0 | 10.0 | 40.0  |
| Rest of Asia                                | Tomato           | 5.0  | 0.0  | 10.0  |
| Austria                                     | Apple            | 65.0 | 40.0 | 90.0  |
| Austria                                     | Other Crops      | 0.1  | 0.0  | 0.2   |
| Austria                                     | Other Fruits     | 46.5 | 26.9 | 66.2  |
| Austria                                     | Other Vegetables | 14.5 | 10.6 | 18.3  |
| Austria                                     | Pulses           | 5.6  | 1.6  | 9.5   |
| Austria                                     | Rapeseed         | 25.0 | 10.0 | 40.0  |
| Austria                                     | Soya Bean        | 25.0 | 10.0 | 40.0  |
| Austria                                     | Sunflower        | 25.0 | 10.0 | 40.0  |
| Austria                                     | Tomato           | 5.0  | 0.0  | 10.0  |
| Australia                                   | Apple            | 65.0 | 40.0 | 90.0  |
| Australia                                   | Citrus           | 5.0  | 0.0  | 10.0  |
| Australia                                   | Other Crops      | 31.8 | 17.0 | 46.6  |
| Australia                                   | Other Fruits     | 32.9 | 24.9 | 40.9  |
| Australia                                   | Other Vegetables | 19.2 | 13.3 | 25.1  |
| Australia                                   | Pulses           | 4.1  | 1.5  | 6.8   |
| Australia                                   | Rapeseed         | 25.0 | 10.0 | 40.0  |
| Australia                                   | Soya Bean        | 25.0 | 10.0 | 40.0  |

| CAPRI Region           | Crop             | Mean | Min  | Max  |
|------------------------|------------------|------|------|------|
| Australia              | Sunflower        | 25.0 | 10.0 | 40.0 |
| Australia              | Tomato           | 5.0  | 0.0  | 10.0 |
| Bosnia and Herzegovina | Apple            | 65.0 | 40.0 | 90.0 |
| Bosnia and Herzegovina | Citrus           | 5.0  | 0.0  | 10.0 |
| Bosnia and Herzegovina | Other Cereals    | 65.0 | 40.0 | 90.0 |
| Bosnia and Herzegovina | Other Crops      | 1.1  | 0.7  | 1.5  |
| Bosnia and Herzegovina | Other Fruits     | 56.2 | 35.1 | 77.4 |
| Bosnia and Herzegovina | Other Vegetables | 12.4 | 5.9  | 18.8 |
| Bosnia and Herzegovina | Pulses           | 3.5  | 0.0  | 7.0  |
| Bosnia and Herzegovina | Rapeseed         | 25.0 | 10.0 | 40.0 |
| Bosnia and Herzegovina | Soya Bean        | 25.0 | 10.0 | 40.0 |
| Bosnia and Herzegovina | Sunflower        | 25.0 | 10.0 | 40.0 |
| Bosnia and Herzegovina | Tomato           | 5.0  | 0.0  | 10.0 |
| Belarus                | Apple            | 65.0 | 40.0 | 90.0 |
| Belarus                | Other Cereals    | 30.2 | 18.6 | 41.8 |
| Belarus                | Other Crops      | 0.3  | 0.0  | 0.7  |
| Belarus                | Other Fruits     | 22.9 | 10.5 | 35.3 |
| Belarus                | Other Vegetables | 27.2 | 16.7 | 37.6 |
| Belarus                | Pulses           | 4.8  | 0.0  | 9.6  |
| Belarus                | Rapeseed         | 25.0 | 10.0 | 40.0 |
| Belarus                | Sunflower        | 25.0 | 10.0 | 40.0 |
| Belarus                | Tomato           | 5.0  | 0.0  | 10.0 |
| Bulgaria               | Apple            | 65.0 | 40.0 | 90.0 |
| Bulgaria               | Other Crops      | 2.3  | 1.2  | 3.4  |
| Bulgaria               | Other Fruits     | 51.5 | 37.5 | 65.5 |
| Bulgaria               | Other Vegetables | 19.0 | 11.9 | 26.2 |
| Bulgaria               | Pulses           | 0.1  | 0.0  | 0.3  |
| Bulgaria               | Rapeseed         | 25.0 | 10.0 | 40.0 |
| Bulgaria               | Soya Bean        | 25.0 | 10.0 | 40.0 |
| Bulgaria               | Sunflower        | 25.0 | 10.0 | 40.0 |
| Bulgaria               | Tomato           | 5.0  | 0.0  | 10.0 |
| Bangladesh             | Citrus           | 5.0  | 0.0  | 10.0 |
| Bangladesh             | Other Crops      | 8.0  | 3.2  | 12.8 |
| Bangladesh             | Other Fruits     | 13.4 | 8.9  | 17.8 |
| Bangladesh             | Other Vegetables | 19.2 | 17.5 | 20.8 |
| Bangladesh             | Pulses           | 1.6  | 0.0  | 3.2  |
| Bangladesh             | Rapeseed         | 25.0 | 10.0 | 40.0 |
| Bangladesh             | Soya Bean        | 25.0 | 10.0 | 40.0 |
| Bangladesh             | Tomato           | 5.0  | 0.0  | 10.0 |
| Belgium and Luxembourg | Apple            | 65.0 | 40.0 | 90.0 |
| Belgium and Luxembourg | Other Crops      | 0.7  | 0.0  | 1.4  |

| CAPRI Region           | Crop             | Mean | Min  | Max   |
|------------------------|------------------|------|------|-------|
| Belgium and Luxembourg | Other Fruits     | 31.8 | 15.2 | 48.5  |
| Belgium and Luxembourg | Other Vegetables | 1.6  | 1.0  | 2.1   |
| Belgium and Luxembourg | Pulses           | 3.9  | 0.0  | 7.9   |
| Belgium and Luxembourg | Rapeseed         | 25.0 | 10.0 | 40.0  |
| Belgium and Luxembourg | Tomato           | 5.0  | 0.0  | 10.0  |
| Bolivia                | Apple            | 65.0 | 40.0 | 90.0  |
| Bolivia                | Citrus           | 5.0  | 0.0  | 10.0  |
| Bolivia                | Cocoa            | 95.0 | 90.0 | 100.0 |
| Bolivia                | Coffee           | 25.0 | 10.0 | 40.0  |
| Bolivia                | Other Crops      | 21.8 | 8.7  | 34.9  |
| Bolivia                | Other Fruits     | 11.0 | 7.6  | 14.4  |
| Bolivia                | Other Vegetables | 22.5 | 15.4 | 29.7  |
| Bolivia                | Pulses           | 4.3  | 0.5  | 8.1   |
| Bolivia                | Soya Bean        | 25.0 | 10.0 | 40.0  |
| Bolivia                | Sunflower        | 25.0 | 10.0 | 40.0  |
| Bolivia                | Tomato           | 5.0  | 0.0  | 10.0  |
| Brazil                 | Apple            | 65.0 | 40.0 | 90.0  |
| Brazil                 | Citrus           | 5.0  | 0.0  | 10.0  |
| Brazil                 | Cocoa            | 95.0 | 90.0 | 100.0 |
| Brazil                 | Coffee           | 25.0 | 10.0 | 40.0  |
| Brazil                 | Other Cereals    | 65.0 | 40.0 | 90.0  |
| Brazil                 | Other Crops      | 24.0 | 9.6  | 38.4  |
| Brazil                 | Other Fruits     | 21.5 | 17.9 | 25.1  |
| Brazil                 | Other Vegetables | 10.2 | 6.3  | 14.1  |
| Brazil                 | Palm Oil         | 5.0  | 0.0  | 10.0  |
| Brazil                 | Pulses           | 4.6  | 0.0  | 9.3   |
| Brazil                 | Rapeseed         | 25.0 | 10.0 | 40.0  |
| Brazil                 | Soya Bean        | 25.0 | 10.0 | 40.0  |
| Brazil                 | Sunflower        | 25.0 | 10.0 | 40.0  |
| Brazil                 | Tomato           | 5.0  | 0.0  | 10.0  |
| Canada                 | Apple            | 65.0 | 40.0 | 90.0  |
| Canada                 | Other Cereals    | 9.5  | 5.9  | 13.2  |
| Canada                 | Other Crops      | 3.8  | 1.0  | 6.6   |
| Canada                 | Other Fruits     | 57.6 | 35.2 | 80.1  |
| Canada                 | Other Vegetables | 10.3 | 8.2  | 12.5  |
| Canada                 | Pulses           | 0.4  | 0.0  | 0.9   |
| Canada                 | Rapeseed         | 25.0 | 10.0 | 40.0  |
| Canada                 | Soya Bean        | 25.0 | 10.0 | 40.0  |
| Canada                 | Sunflower        | 25.0 | 10.0 | 40.0  |
| Canada                 | Tomato           | 5.0  | 0.0  | 10.0  |
| Switzerland            | Apple            | 65.0 | 40.0 | 90.0  |

| CAPRI Region | Crop             | Mean | Min  | Max  |
|--------------|------------------|------|------|------|
| Switzerland  | Other Crops      | 0.1  | 0.0  | 0.1  |
| Switzerland  | Other Fruits     | 47.5 | 27.5 | 67.5 |
| Switzerland  | Other Vegetables | 9.9  | 8.2  | 11.6 |
| Switzerland  | Pulses           | 3.4  | 0.3  | 6.5  |
| Switzerland  | Rapeseed         | 25.0 | 10.0 | 40.0 |
| Switzerland  | Soya Bean        | 25.0 | 10.0 | 40.0 |
| Switzerland  | Sunflower        | 25.0 | 10.0 | 40.0 |
| Switzerland  | Tomato           | 5.0  | 0.0  | 10.0 |
| Chile        | Apple            | 65.0 | 40.0 | 90.0 |
| Chile        | Citrus           | 5.0  | 0.0  | 10.0 |
| Chile        | Other Crops      | 47.6 | 29.3 | 66.0 |
| Chile        | Other Fruits     | 56.4 | 39.6 | 73.2 |
| Chile        | Other Vegetables | 32.8 | 21.2 | 44.4 |
| Chile        | Pulses           | 3.7  | 0.0  | 7.4  |
| Chile        | Rapeseed         | 25.0 | 10.0 | 40.0 |
| Chile        | Sunflower        | 25.0 | 10.0 | 40.0 |
| Chile        | Tomato           | 5.0  | 0.0  | 10.0 |
| China        | Apple            | 65.0 | 40.0 | 90.0 |
| China        | Citrus           | 5.0  | 0.0  | 10.0 |
| China        | Coffee           | 25.0 | 10.0 | 40.0 |
| China        | Other Cereals    | 16.9 | 10.4 | 23.5 |
| China        | Other Crops      | 8.9  | 3.6  | 14.2 |
| China        | Other Fruits     | 50.7 | 42.7 | 58.8 |
| China        | Other Vegetables | 19.4 | 12.2 | 26.6 |
| China        | Palm Oil         | 5.0  | 0.0  | 10.0 |
| China        | Pulses           | 3.4  | 0.3  | 6.5  |
| China        | Rapeseed         | 25.0 | 10.0 | 40.0 |
| China        | Soya Bean        | 25.0 | 10.0 | 40.0 |
| China        | Sunflower        | 25.0 | 10.0 | 40.0 |
| China        | Tomato           | 5.0  | 0.0  | 10.0 |
| Serbia       | Apple            | 65.0 | 40.0 | 90.0 |
| Serbia       | Other Crops      | 1.2  | 0.5  | 1.9  |
| Serbia       | Other Fruits     | 58.6 | 36.7 | 80.5 |
| Serbia       | Other Vegetables | 6.7  | 2.1  | 11.4 |
| Serbia       | Pulses           | 3.4  | 0.0  | 6.7  |
| Serbia       | Rapeseed         | 25.0 | 10.0 | 40.0 |
| Serbia       | Soya Bean        | 25.0 | 10.0 | 40.0 |
| Serbia       | Sunflower        | 25.0 | 10.0 | 40.0 |
| Serbia       | Tomato           | 5.0  | 0.0  | 10.0 |
| Cyprus       | Apple            | 65.0 | 40.0 | 90.0 |
| Cyprus       | Citrus           | 5.0  | 0.0  | 10.0 |

| CAPRI Region   | Crop             | Mean | Min  | Max  |
|----------------|------------------|------|------|------|
| Cyprus         | Other Crops      | 3.2  | 2.0  | 4.5  |
| Cyprus         | Other Fruits     | 46.7 | 35.9 | 57.4 |
| Cyprus         | Other Vegetables | 33.4 | 22.6 | 44.3 |
| Cyprus         | Pulses           | 4.2  | 0.2  | 8.2  |
| Cyprus         | Tomato           | 5.0  | 0.0  | 10.0 |
| Czech Republic | Apple            | 65.0 | 40.0 | 90.0 |
| Czech Republic | Other Cereals    | 23.3 | 14.3 | 32.2 |
| Czech Republic | Other Crops      | 1.6  | 0.6  | 2.5  |
| Czech Republic | Other Fruits     | 22.0 | 12.3 | 31.7 |
| Czech Republic | Other Vegetables | 11.0 | 6.4  | 15.6 |
| Czech Republic | Pulses           | 0.4  | 0.1  | 0.6  |
| Czech Republic | Rapeseed         | 25.0 | 10.0 | 40.0 |
| Czech Republic | Soya Bean        | 25.0 | 10.0 | 40.0 |
| Czech Republic | Sunflower        | 25.0 | 10.0 | 40.0 |
| Czech Republic | Tomato           | 5.0  | 0.0  | 10.0 |
| Germany        | Apple            | 65.0 | 40.0 | 90.0 |
| Germany        | Other Crops      | 0.3  | 0.1  | 0.6  |
| Germany        | Other Fruits     | 33.4 | 17.0 | 49.7 |
| Germany        | Other Vegetables | 9.2  | 7.2  | 11.1 |
| Germany        | Pulses           | 4.6  | 1.2  | 8.0  |
| Germany        | Rapeseed         | 25.0 | 10.0 | 40.0 |
| Germany        | Soya Bean        | 25.0 | 10.0 | 40.0 |
| Germany        | Sunflower        | 25.0 | 10.0 | 40.0 |
| Germany        | Tomato           | 5.0  | 0.0  | 10.0 |
| Denmark        | Apple            | 65.0 | 40.0 | 90.0 |
| Denmark        | Other Crops      | 0.1  | 0.0  | 0.1  |
| Denmark        | Other Fruits     | 33.6 | 16.5 | 50.8 |
| Denmark        | Other Vegetables | 10.3 | 6.4  | 14.3 |
| Denmark        | Rapeseed         | 25.0 | 10.0 | 40.0 |
| Denmark        | Tomato           | 5.0  | 0.0  | 10.0 |
| Estonia        | Apple            | 65.0 | 40.0 | 90.0 |
| Estonia        | Other Cereals    | 56.6 | 34.8 | 78.4 |
| Estonia        | Other Crops      | 5.0  | 0.0  | 10.0 |
| Estonia        | Other Fruits     | 41.0 | 22.0 | 60.0 |
| Estonia        | Other Vegetables | 25.9 | 15.9 | 35.9 |
| Estonia        | Pulses           | 3.5  | 0.0  | 7.1  |
| Estonia        | Rapeseed         | 25.0 | 10.0 | 40.0 |
| Estonia        | Tomato           | 5.0  | 0.0  | 10.0 |
| Egypt          | Apple            | 65.0 | 40.0 | 90.0 |
| Egypt          | Citrus           | 5.0  | 0.0  | 10.0 |
| Egypt          | Other Crops      | 12.9 | 5.1  | 20.7 |

| CAPRI Region | Crop             | Mean | Min  | Max  |
|--------------|------------------|------|------|------|
| Egypt        | Other Fruits     | 17.4 | 11.3 | 23.4 |
| Egypt        | Other Vegetables | 13.7 | 8.5  | 18.9 |
| Egypt        | Pulses           | 6.3  | 1.8  | 10.9 |
| Egypt        | Soya Bean        | 25.0 | 10.0 | 40.0 |
| Egypt        | Sunflower        | 25.0 | 10.0 | 40.0 |
| Egypt        | Tomato           | 5.0  | 0.0  | 10.0 |
| Greece       | Apple            | 65.0 | 40.0 | 90.0 |
| Greece       | Citrus           | 5.0  | 0.0  | 10.0 |
| Greece       | Other Crops      | 31.5 | 15.6 | 47.4 |
| Greece       | Other Fruits     | 38.7 | 28.0 | 49.3 |
| Greece       | Other Vegetables | 13.1 | 7.7  | 18.5 |
| Greece       | Pulses           | 2.9  | 0.0  | 5.8  |
| Greece       | Rapeseed         | 25.0 | 10.0 | 40.0 |
| Greece       | Soya Bean        | 25.0 | 10.0 | 40.0 |
| Greece       | Sunflower        | 25.0 | 10.0 | 40.0 |
| Greece       | Tomato           | 5.0  | 0.0  | 10.0 |
| Spain        | Apple            | 65.0 | 40.0 | 90.0 |
| Spain        | Citrus           | 5.0  | 0.0  | 10.0 |
| Spain        | Other Crops      | 35.9 | 21.3 | 50.4 |
| Spain        | Other Fruits     | 42.3 | 30.7 | 53.9 |
| Spain        | Other Vegetables | 20.7 | 15.1 | 26.4 |
| Spain        | Pulses           | 3.3  | 0.2  | 6.3  |
| Spain        | Rapeseed         | 25.0 | 10.0 | 40.0 |
| Spain        | Soya Bean        | 25.0 | 10.0 | 40.0 |
| Spain        | Sunflower        | 25.0 | 10.0 | 40.0 |
| Spain        | Tomato           | 5.0  | 0.0  | 10.0 |
| Ethiopia     | Apple            | 65.0 | 40.0 | 90.0 |
| Ethiopia     | Citrus           | 5.0  | 0.0  | 10.0 |
| Ethiopia     | Coffee           | 25.0 | 10.0 | 40.0 |
| Ethiopia     | Other Crops      | 2.7  | 1.0  | 4.4  |
| Ethiopia     | Other Fruits     | 3.5  | 1.6  | 5.4  |
| Ethiopia     | Other Vegetables | 4.2  | 0.6  | 7.7  |
| Ethiopia     | Pulses           | 4.3  | 1.4  | 7.2  |
| Ethiopia     | Rapeseed         | 25.0 | 10.0 | 40.0 |
| Ethiopia     | Soya Bean        | 25.0 | 10.0 | 40.0 |
| Ethiopia     | Sunflower        | 25.0 | 10.0 | 40.0 |
| Ethiopia     | Tomato           | 5.0  | 0.0  | 10.0 |
| Finland      | Apple            | 65.0 | 40.0 | 90.0 |
| Finland      | Other Fruits     | 27.5 | 11.9 | 43.1 |
| Finland      | Other Vegetables | 27.9 | 17.3 | 38.5 |
| Finland      | Pulses           | 0.1  | 0.0  | 0.1  |



| CAPRI Region                       | Crop             | Mean | Min  | Max  |
|------------------------------------|------------------|------|------|------|
| Finland                            | Rapeseed         | 25.0 | 10.0 | 40.0 |
| Finland                            | Tomato           | 5.0  | 0.0  | 10.0 |
| France                             | Apple            | 65.0 | 40.0 | 90.0 |
| France                             | Citrus           | 5.0  | 0.0  | 10.0 |
| France                             | Other Cereals    | 36.7 | 22.6 | 50.8 |
| France                             | Other Crops      | 3.2  | 1.1  | 5.4  |
| France                             | Other Fruits     | 57.6 | 38.8 | 76.3 |
| France                             | Other Vegetables | 10.3 | 7.5  | 13.1 |
| France                             | Pulses           | 3.5  | 0.4  | 6.5  |
| France                             | Rapeseed         | 25.0 | 10.0 | 40.0 |
| France                             | Soya Bean        | 25.0 | 10.0 | 40.0 |
| France                             | Sunflower        | 25.0 | 10.0 | 40.0 |
| France                             | Tomato           | 5.0  | 0.0  | 10.0 |
| Former Soviet Union without Russia | Apple            | 65.0 | 40.0 | 90.0 |
| Former Soviet Union without Russia | Citrus           | 5.0  | 0.0  | 10.0 |
| Former Soviet Union without Russia | Other Cereals    | 1.7  | 1.1  | 2.4  |
| Former Soviet Union without Russia | Other Crops      | 24.0 | 9.8  | 38.1 |
| Former Soviet Union without Russia | Other Fruits     | 43.4 | 33.9 | 52.8 |
| Former Soviet Union without Russia | Other Vegetables | 13.7 | 8.4  | 18.9 |
| Former Soviet Union without Russia | Pulses           | 2.8  | 0.2  | 5.4  |
| Former Soviet Union without Russia | Rapeseed         | 25.0 | 10.0 | 40.0 |
| Former Soviet Union without Russia | Soya Bean        | 25.0 | 10.0 | 40.0 |
| Former Soviet Union without Russia | Sunflower        | 25.0 | 10.0 | 40.0 |
| Former Soviet Union without Russia | Tomato           | 5.0  | 0.0  | 10.0 |
| Croatia                            | Apple            | 65.0 | 40.0 | 90.0 |
| Croatia                            | Citrus           | 5.0  | 0.0  | 10.0 |
| Croatia                            | Other Cereals    | 8.2  | 5.0  | 11.3 |
| Croatia                            | Other Crops      | 0.8  | 0.5  | 1.0  |
| Croatia                            | Other Fruits     | 40.7 | 26.9 | 54.5 |
| Croatia                            | Other Vegetables | 9.8  | 5.5  | 14.1 |
| Croatia                            | Pulses           | 4.1  | 0.0  | 8.2  |
| Croatia                            | Rapeseed         | 25.0 | 10.0 | 40.0 |
| Croatia                            | Soya Bean        | 25.0 | 10.0 | 40.0 |
| Croatia                            | Sunflower        | 25.0 | 10.0 | 40.0 |
| Croatia                            | Tomato           | 5.0  | 0.0  | 10.0 |
| Hungary                            | Apple            | 65.0 | 40.0 | 90.0 |
| Hungary                            | Other Cereals    | 7.3  | 4.5  | 10.1 |
| Hungary                            | Other Crops      | 0.8  | 0.3  | 1.2  |
| Hungary                            | Other Fruits     | 48.7 | 34.4 | 62.9 |
| Hungary                            | Other Vegetables | 9.3  | 4.7  | 13.8 |
| Hungary                            | Pulses           | 0.4  | 0.0  | 0.9  |

| CAPRI Region | Crop             | Mean | Min  | Max   |
|--------------|------------------|------|------|-------|
| Hungary      | Rapeseed         | 25.0 | 10.0 | 40.0  |
| Hungary      | Soya Bean        | 25.0 | 10.0 | 40.0  |
| Hungary      | Sunflower        | 25.0 | 10.0 | 40.0  |
| Hungary      | Tomato           | 5.0  | 0.0  | 10.0  |
| India        | Apple            | 65.0 | 40.0 | 90.0  |
| India        | Citrus           | 5.0  | 0.0  | 10.0  |
| India        | Cocoa            | 95.0 | 90.0 | 100.0 |
| India        | Coffee           | 25.0 | 10.0 | 40.0  |
| India        | Other Crops      | 14.4 | 5.8  | 23.1  |
| India        | Other Fruits     | 33.3 | 20.6 | 46.1  |
| India        | Other Vegetables | 16.0 | 9.7  | 22.3  |
| India        | Pulses           | 1.6  | 0.0  | 3.2   |
| India        | Rapeseed         | 25.0 | 10.0 | 40.0  |
| India        | Soya Bean        | 25.0 | 10.0 | 40.0  |
| India        | Sunflower        | 25.0 | 10.0 | 40.0  |
| India        | Tomato           | 5.0  | 0.0  | 10.0  |
| Indonesia    | Citrus           | 5.0  | 0.0  | 10.0  |
| Indonesia    | Cocoa            | 95.0 | 90.0 | 100.0 |
| Indonesia    | Coffee           | 25.0 | 10.0 | 40.0  |
| Indonesia    | Other Crops      | 18.4 | 7.4  | 29.5  |
| Indonesia    | Other Fruits     | 10.3 | 6.5  | 14.2  |
| Indonesia    | Other Vegetables | 9.4  | 4.9  | 13.8  |
| Indonesia    | Palm Oil         | 5.0  | 0.0  | 10.0  |
| Indonesia    | Pulses           | 5.0  | 0.0  | 10.0  |
| Indonesia    | Soya Bean        | 25.0 | 10.0 | 40.0  |
| Indonesia    | Tomato           | 5.0  | 0.0  | 10.0  |
| Irland       | Apple            | 65.0 | 40.0 | 90.0  |
| Irland       | Other Fruits     | 18.9 | 8.6  | 29.3  |
| Irland       | Other Vegetables | 1.8  | 1.1  | 2.5   |
| Irland       | Pulses           | 20.1 | 7.8  | 32.3  |
| Irland       | Rapeseed         | 25.0 | 10.0 | 40.0  |
| Irland       | Tomato           | 5.0  | 0.0  | 10.0  |
| Israel       | Apple            | 65.0 | 40.0 | 90.0  |
| Israel       | Citrus           | 5.0  | 0.0  | 10.0  |
| Israel       | Other Crops      | 33.2 | 19.7 | 46.7  |
| Israel       | Other Fruits     | 24.9 | 17.6 | 32.2  |
| Israel       | Other Vegetables | 27.2 | 16.1 | 38.3  |
| Israel       | Pulses           | 1.8  | 0.0  | 3.6   |
| Israel       | Sunflower        | 25.0 | 10.0 | 40.0  |
| Israel       | Tomato           | 5.0  | 0.0  | 10.0  |
| Italy        | Apple            | 65.0 | 40.0 | 90.0  |

| CAPRI Region | Crop             | Mean | Min  | Max  |
|--------------|------------------|------|------|------|
| Italy        | Citrus           | 5.0  | 0.0  | 10.0 |
| Italy        | Other Crops      | 19.0 | 11.7 | 26.3 |
| Italy        | Other Fruits     | 57.5 | 45.9 | 69.0 |
| Italy        | Other Vegetables | 11.7 | 9.7  | 13.7 |
| Italy        | Pulses           | 2.9  | 0.3  | 5.5  |
| Italy        | Rapeseed         | 25.0 | 10.0 | 40.0 |
| Italy        | Soya Bean        | 25.0 | 10.0 | 40.0 |
| Italy        | Sunflower        | 25.0 | 10.0 | 40.0 |
| Italy        | Tomato           | 5.0  | 0.0  | 10.0 |
| Japan        | Apple            | 65.0 | 40.0 | 90.0 |
| Japan        | Citrus           | 5.0  | 0.0  | 10.0 |
| Japan        | Other Cereals    | 64.9 | 39.9 | 89.9 |
| Japan        | Other Crops      | 0.0  | 0.0  | 0.0  |
| Japan        | Other Fruits     | 48.6 | 35.9 | 61.3 |
| Japan        | Other Vegetables | 17.1 | 10.8 | 23.3 |
| Japan        | Pulses           | 2.7  | 0.0  | 5.5  |
| Japan        | Rapeseed         | 25.0 | 10.0 | 40.0 |
| Japan        | Soya Bean        | 25.0 | 10.0 | 40.0 |
| Japan        | Tomato           | 5.0  | 0.0  | 10.0 |
| Kazathan     | Apple            | 65.0 | 40.0 | 90.0 |
| Kazathan     | Citrus           | 5.0  | 0.0  | 10.0 |
| Kazathan     | Other Cereals    | 21.2 | 13.1 | 29.4 |
| Kazathan     | Other Crops      | 13.6 | 4.4  | 22.8 |
| Kazathan     | Other Fruits     | 77.5 | 69.1 | 85.8 |
| Kazathan     | Other Vegetables | 21.4 | 13.0 | 29.9 |
| Kazathan     | Pulses           | 2.9  | 0.0  | 5.7  |
| Kazathan     | Rapeseed         | 25.0 | 10.0 | 40.0 |
| Kazathan     | Soya Bean        | 25.0 | 10.0 | 40.0 |
| Kazathan     | Sunflower        | 25.0 | 10.0 | 40.0 |
| Kazathan     | Tomato           | 5.0  | 0.0  | 10.0 |
| Lithuania    | Apple            | 65.0 | 40.0 | 90.0 |
| Lithuania    | Other Cereals    | 55.2 | 34.0 | 76.5 |
| Lithuania    | Other Crops      | 0.2  | 0.1  | 0.3  |
| Lithuania    | Other Fruits     | 54.9 | 32.4 | 77.4 |
| Lithuania    | Other Vegetables | 26.3 | 16.6 | 36.0 |
| Lithuania    | Pulses           | 1.5  | 0.0  | 3.0  |
| Lithuania    | Rapeseed         | 25.0 | 10.0 | 40.0 |
| Lithuania    | Tomato           | 5.0  | 0.0  | 10.0 |
| Latvia       | Apple            | 65.0 | 40.0 | 90.0 |
| Latvia       | Other Cereals    | 56.3 | 34.6 | 77.9 |
| Latvia       | Other Crops      | 0.6  | 0.0  | 1.1  |

| CAPRI Region | Crop             | Mean | Min  | Max   |
|--------------|------------------|------|------|-------|
| Latvia       | Other Fruits     | 45.2 | 25.5 | 64.8  |
| Latvia       | Other Vegetables | 21.4 | 14.8 | 27.9  |
| Latvia       | Pulses           | 3.9  | 0.0  | 7.9   |
| Latvia       | Rapeseed         | 25.0 | 10.0 | 40.0  |
| Latvia       | Tomato           | 5.0  | 0.0  | 10.0  |
| Malaysia     | Citrus           | 5.0  | 0.0  | 10.0  |
| Malaysia     | Cocoa            | 95.0 | 90.0 | 100.0 |
| Malaysia     | Coffee           | 25.0 | 10.0 | 40.0  |
| Malaysia     | Other Crops      | 8.4  | 3.4  | 13.5  |
| Malaysia     | Other Fruits     | 19.6 | 14.2 | 24.9  |
| Malaysia     | Other Vegetables | 17.2 | 10.0 | 24.4  |
| Malaysia     | Palm Oil         | 5.0  | 0.0  | 10.0  |
| Malaysia     | Tomato           | 5.0  | 0.0  | 10.0  |
| Mexico       | Apple            | 65.0 | 40.0 | 90.0  |
| Mexico       | Citrus           | 5.0  | 0.0  | 10.0  |
| Mexico       | Cocoa            | 95.0 | 90.0 | 100.0 |
| Mexico       | Coffee           | 25.0 | 10.0 | 40.0  |
| Mexico       | Other Crops      | 20.0 | 8.1  | 31.9  |
| Mexico       | Other Fruits     | 21.1 | 14.2 | 27.9  |
| Mexico       | Other Vegetables | 29.3 | 18.5 | 40.0  |
| Mexico       | Palm Oil         | 5.0  | 0.0  | 10.0  |
| Mexico       | Pulses           | 2.9  | 0.1  | 5.7   |
| Mexico       | Rapeseed         | 25.0 | 10.0 | 40.0  |
| Mexico       | Soya Bean        | 25.0 | 10.0 | 40.0  |
| Mexico       | Sunflower        | 25.0 | 10.0 | 40.0  |
| Mexico       | Tomato           | 5.0  | 0.0  | 10.0  |
| Middle East  | Apple            | 65.0 | 40.0 | 90.0  |
| Middle East  | Citrus           | 5.0  | 0.0  | 10.0  |
| Middle East  | Other Crops      | 33.5 | 20.1 | 46.8  |
| Middle East  | Other Fruits     | 11.9 | 9.5  | 14.3  |
| Middle East  | Other Vegetables | 30.1 | 20.9 | 39.4  |
| Middle East  | Pulses           | 2.2  | 0.4  | 4.1   |
| Middle East  | Rapeseed         | 25.0 | 10.0 | 40.0  |
| Middle East  | Soya Bean        | 25.0 | 10.0 | 40.0  |
| Middle East  | Sunflower        | 25.0 | 10.0 | 40.0  |
| Middle East  | Tomato           | 5.0  | 0.0  | 10.0  |
| Macedonia    | Apple            | 65.0 | 40.0 | 90.0  |
| Macedonia    | Other Crops      | 5.5  | 3.4  | 7.7   |
| Macedonia    | Other Fruits     | 49.1 | 35.5 | 62.6  |
| Macedonia    | Other Vegetables | 12.8 | 6.5  | 19.1  |
| Macedonia    | Pulses           | 4.4  | 0.0  | 8.8   |

| CAPRI Region                 | Crop             | Mean | Min  | Max   |
|------------------------------|------------------|------|------|-------|
| Macedonia                    | Rapeseed         | 25.0 | 10.0 | 40.0  |
| Macedonia                    | Soya Bean        | 25.0 | 10.0 | 40.0  |
| Macedonia                    | Sunflower        | 25.0 | 10.0 | 40.0  |
| Macedonia                    | Tomato           | 5.0  | 0.0  | 10.0  |
| Montenegro                   | Apple            | 65.0 | 40.0 | 90.0  |
| Montenegro                   | Citrus           | 5.0  | 0.0  | 10.0  |
| Montenegro                   | Other Fruits     | 54.6 | 36.7 | 72.6  |
| Montenegro                   | Other Vegetables | 2.0  | 0.0  | 4.0   |
| Montenegro                   | Pulses           | 2.2  | 0.0  | 4.4   |
| Montenegro                   | Tomato           | 5.0  | 0.0  | 10.0  |
| Morocco                      | Apple            | 65.0 | 40.0 | 90.0  |
| Morocco                      | Citrus           | 5.0  | 0.0  | 10.0  |
| Morocco                      | Other Crops      | 36.2 | 22.3 | 50.1  |
| Morocco                      | Other Fruits     | 31.3 | 24.3 | 38.3  |
| Morocco                      | Other Vegetables | 13.5 | 9.5  | 17.5  |
| Morocco                      | Pulses           | 5.6  | 1.0  | 10.2  |
| Morocco                      | Rapeseed         | 25.0 | 10.0 | 40.0  |
| Morocco                      | Soya Bean        | 25.0 | 10.0 | 40.0  |
| Morocco                      | Sunflower        | 25.0 | 10.0 | 40.0  |
| Morocco                      | Tomato           | 5.0  | 0.0  | 10.0  |
| Middle and South America ACP | Citrus           | 5.0  | 0.0  | 10.0  |
| Middle and South America ACP | Cocoa            | 95.0 | 90.0 | 100.0 |
| Middle and South America ACP | Coffee           | 25.0 | 10.0 | 40.0  |
| Middle and South America ACP | Other Crops      | 14.5 | 5.8  | 23.1  |
| Middle and South America ACP | Other Fruits     | 11.9 | 7.7  | 16.1  |
| Middle and South America ACP | Other Vegetables | 37.7 | 28.4 | 47.1  |
| Middle and South America ACP | Palm Oil         | 5.0  | 0.0  | 10.0  |
| Middle and South America ACP | Pulses           | 4.9  | 0.1  | 9.7   |
| Middle and South America ACP | Soya Bean        | 25.0 | 10.0 | 40.0  |
| Middle and South America ACP | Tomato           | 5.0  | 0.0  | 10.0  |
| Malta                        | Apple            | 65.0 | 40.0 | 90.0  |
| Malta                        | Citrus           | 5.0  | 0.0  | 10.0  |
| Malta                        | Other Fruits     | 47.4 | 36.3 | 58.6  |
| Malta                        | Other Vegetables | 11.6 | 8.8  | 14.4  |
| Malta                        | Pulses           | 2.6  | 0.6  | 4.5   |
| Malta                        | Tomato           | 5.0  | 0.0  | 10.0  |
| Nigeria                      | Citrus           | 5.0  | 0.0  | 10.0  |
| Nigeria                      | Cocoa            | 95.0 | 90.0 | 100.0 |
| Nigeria                      | Coffee           | 25.0 | 10.0 | 40.0  |
| Nigeria                      | Other Crops      | 5.6  | 2.2  | 8.9   |
| Nigeria                      | Other Fruits     | 6.5  | 2.1  | 10.8  |

| CAPRI Region    | Crop             | Mean | Min  | Max  |
|-----------------|------------------|------|------|------|
| Nigeria         | Other Vegetables | 11.1 | 3.9  | 18.4 |
| Nigeria         | Palm Oil         | 5.0  | 0.0  | 10.0 |
| Nigeria         | Pulses           | 2.2  | 0.0  | 4.5  |
| Nigeria         | Soya Bean        | 25.0 | 10.0 | 40.0 |
| Nigeria         | Tomato           | 5.0  | 0.0  | 10.0 |
| The Netherlands | Apple            | 65.0 | 40.0 | 90.0 |
| The Netherlands | Other Crops      | 0.0  | 0.0  | 0.0  |
| The Netherlands | Other Fruits     | 35.0 | 17.6 | 52.4 |
| The Netherlands | Other Vegetables | 12.8 | 7.0  | 18.5 |
| The Netherlands | Pulses           | 3.4  | 0.0  | 6.7  |
| The Netherlands | Rapeseed         | 25.0 | 10.0 | 40.0 |
| The Netherlands | Tomato           | 5.0  | 0.0  | 10.0 |
| Norway          | Apple            | 65.0 | 40.0 | 90.0 |
| Norway          | Other Fruits     | 40.6 | 21.7 | 59.6 |
| Norway          | Other Vegetables | 9.0  | 5.5  | 12.4 |
| Norway          | Pulses           | 1.0  | 0.0  | 1.9  |
| Norway          | Rapeseed         | 25.0 | 10.0 | 40.0 |
| Norway          | Tomato           | 5.0  | 0.0  | 10.0 |
| New Zealand     | Apple            | 65.0 | 40.0 | 90.0 |
| New Zealand     | Citrus           | 5.0  | 0.0  | 10.0 |
| New Zealand     | Other Crops      | 0.5  | 0.0  | 1.0  |
| New Zealand     | Other Fruits     | 83.7 | 77.6 | 89.7 |
| New Zealand     | Other Vegetables | 24.0 | 20.2 | 27.9 |
| New Zealand     | Pulses           | 0.7  | 0.0  | 1.3  |
| New Zealand     | Rapeseed         | 25.0 | 10.0 | 40.0 |
| New Zealand     | Tomato           | 5.0  | 0.0  | 10.0 |
| Pakistan        | Apple            | 65.0 | 40.0 | 90.0 |
| Pakistan        | Citrus           | 5.0  | 0.0  | 10.0 |
| Pakistan        | Other Crops      | 22.3 | 9.2  | 35.4 |
| Pakistan        | Other Fruits     | 37.8 | 24.1 | 51.6 |
| Pakistan        | Other Vegetables | 12.4 | 9.2  | 15.5 |
| Pakistan        | Pulses           | 0.8  | 0.0  | 1.6  |
| Pakistan        | Rapeseed         | 25.0 | 10.0 | 40.0 |
| Pakistan        | Soya Bean        | 25.0 | 10.0 | 40.0 |
| Pakistan        | Sunflower        | 25.0 | 10.0 | 40.0 |
| Pakistan        | Tomato           | 5.0  | 0.0  | 10.0 |
| Paraguay        | Apple            | 65.0 | 40.0 | 90.0 |
| Paraguay        | Citrus           | 5.0  | 0.0  | 10.0 |
| Paraguay        | Coffee           | 25.0 | 10.0 | 40.0 |
| Paraguay        | Other Crops      | 19.5 | 7.8  | 31.3 |
| Paraguay        | Other Fruits     | 39.4 | 34.3 | 44.4 |

| CAPRI Region                     | Crop             | Mean | Min  | Max   |
|----------------------------------|------------------|------|------|-------|
| Paraguay                         | Other Vegetables | 14.8 | 11.8 | 17.8  |
| Paraguay                         | Palm Oil         | 5.0  | 0.0  | 10.0  |
| Paraguay                         | Pulses           | 6.7  | 1.2  | 12.3  |
| Paraguay                         | Rapeseed         | 25.0 | 10.0 | 40.0  |
| Paraguay                         | Soya Bean        | 25.0 | 10.0 | 40.0  |
| Paraguay                         | Sunflower        | 25.0 | 10.0 | 40.0  |
| Paraguay                         | Tomato           | 5.0  | 0.0  | 10.0  |
| Poland                           | Apple            | 65.0 | 40.0 | 90.0  |
| Poland                           | Other Cereals    | 6.1  | 3.8  | 8.5   |
| Poland                           | Other Crops      | 0.0  | 0.0  | 0.1   |
| Poland                           | Other Fruits     | 45.0 | 26.1 | 63.9  |
| Poland                           | Other Vegetables | 23.1 | 16.1 | 30.0  |
| Poland                           | Pulses           | 3.2  | 0.5  | 5.8   |
| Poland                           | Rapeseed         | 25.0 | 10.0 | 40.0  |
| Poland                           | Soya Bean        | 25.0 | 10.0 | 40.0  |
| Poland                           | Sunflower        | 25.0 | 10.0 | 40.0  |
| Poland                           | Tomato           | 5.0  | 0.0  | 10.0  |
| Portugal                         | Apple            | 65.0 | 40.0 | 90.0  |
| Portugal                         | Citrus           | 5.0  | 0.0  | 10.0  |
| Portugal                         | Other Crops      | 12.7 | 7.8  | 17.6  |
| Portugal                         | Other Fruits     | 57.7 | 40.6 | 74.8  |
| Portugal                         | Other Vegetables | 4.9  | 3.6  | 6.1   |
| Portugal                         | Pulses           | 1.2  | 0.1  | 2.4   |
| Portugal                         | Sunflower        | 25.0 | 10.0 | 40.0  |
| Portugal                         | Tomato           | 5.0  | 0.0  | 10.0  |
| Rest of Europe                   | Other Vegetables | 38.9 | 24.0 | 53.9  |
| Rest of Europe                   | Tomato           | 5.0  | 0.0  | 10.0  |
| Romania                          | Apple            | 65.0 | 40.0 | 90.0  |
| Romania                          | Other Crops      | 1.0  | 0.3  | 1.6   |
| Romania                          | Other Fruits     | 56.7 | 40.1 | 73.3  |
| Romania                          | Other Vegetables | 9.2  | 5.1  | 13.3  |
| Romania                          | Pulses           | 0.9  | 0.0  | 1.8   |
| Romania                          | Rapeseed         | 25.0 | 10.0 | 40.0  |
| Romania                          | Soya Bean        | 25.0 | 10.0 | 40.0  |
| Romania                          | Sunflower        | 25.0 | 10.0 | 40.0  |
| Romania                          | Tomato           | 5.0  | 0.0  | 10.0  |
| Rest of South and Middle America | Apple            | 65.0 | 40.0 | 90.0  |
| Rest of South and Middle America | Citrus           | 5.0  | 0.0  | 10.0  |
| Rest of South and Middle America | Cocoa            | 95.0 | 90.0 | 100.0 |
| Rest of South and Middle America | Coffee           | 25.0 | 10.0 | 40.0  |
| Rest of South and Middle America | Other Crops      | 7.0  | 2.8  | 11.2  |

| CAPRI Region                     | Crop             | Mean | Min  | Max  |
|----------------------------------|------------------|------|------|------|
| Rest of South and Middle America | Other Fruits     | 6.9  | 5.6  | 8.2  |
| Rest of South and Middle America | Other Vegetables | 21.3 | 13.8 | 28.8 |
| Rest of South and Middle America | Palm Oil         | 5.0  | 0.0  | 10.0 |
| Rest of South and Middle America | Pulses           | 4.7  | 0.4  | 9.0  |
| Rest of South and Middle America | Soya Bean        | 25.0 | 10.0 | 40.0 |
| Rest of South and Middle America | Sunflower        | 25.0 | 10.0 | 40.0 |
| Rest of South and Middle America | Tomato           | 5.0  | 0.0  | 10.0 |
| Russia                           | Apple            | 65.0 | 40.0 | 90.0 |
| Russia                           | Citrus           | 5.0  | 0.0  | 10.0 |
| Russia                           | Other Cereals    | 60.6 | 37.3 | 83.9 |
| Russia                           | Other Crops      | 4.3  | 0.7  | 8.0  |
| Russia                           | Other Fruits     | 46.5 | 28.2 | 64.8 |
| Russia                           | Other Vegetables | 45.1 | 32.8 | 57.4 |
| Russia                           | Pulses           | 0.0  | 0.0  | 0.1  |
| Russia                           | Rapeseed         | 25.0 | 10.0 | 40.0 |
| Russia                           | Soya Bean        | 25.0 | 10.0 | 40.0 |
| Russia                           | Sunflower        | 25.0 | 10.0 | 40.0 |
| Russia                           | Tomato           | 5.0  | 0.0  | 10.0 |
| Sweden                           | Apple            | 65.0 | 40.0 | 90.0 |
| Sweden                           | Other Crops      | 5.0  | 0.0  | 10.0 |
| Sweden                           | Other Fruits     | 27.0 | 11.5 | 42.5 |
| Sweden                           | Other Vegetables | 19.0 | 11.7 | 26.3 |
| Sweden                           | Pulses           | 9.2  | 3.7  | 14.7 |
| Sweden                           | Rapeseed         | 25.0 | 10.0 | 40.0 |
| Sweden                           | Tomato           | 5.0  | 0.0  | 10.0 |
| Slovenia                         | Apple            | 65.0 | 40.0 | 90.0 |
| Slovenia                         | Other Cereals    | 38.2 | 23.5 | 52.9 |
| Slovenia                         | Other Crops      | 0.0  | 0.0  | 0.0  |
| Slovenia                         | Other Fruits     | 40.4 | 22.8 | 58.0 |
| Slovenia                         | Other Vegetables | 2.2  | 1.0  | 3.5  |
| Slovenia                         | Pulses           | 4.6  | 0.0  | 9.2  |
| Slovenia                         | Rapeseed         | 25.0 | 10.0 | 40.0 |
| Slovenia                         | Soya Bean        | 25.0 | 10.0 | 40.0 |
| Slovenia                         | Sunflower        | 25.0 | 10.0 | 40.0 |
| Slovenia                         | Tomato           | 5.0  | 0.0  | 10.0 |
| Slovak Republic                  | Apple            | 65.0 | 40.0 | 90.0 |
| Slovak Republic                  | Other Cereals    | 25.1 | 15.5 | 34.8 |
| Slovak Republic                  | Other Crops      | 1.9  | 0.7  | 3.1  |
| Slovak Republic                  | Other Fruits     | 58.2 | 41.4 | 74.9 |
| Slovak Republic                  | Other Vegetables | 16.1 | 11.7 | 20.6 |
| Slovak Republic                  | Pulses           | 0.4  | 0.1  | 0.7  |

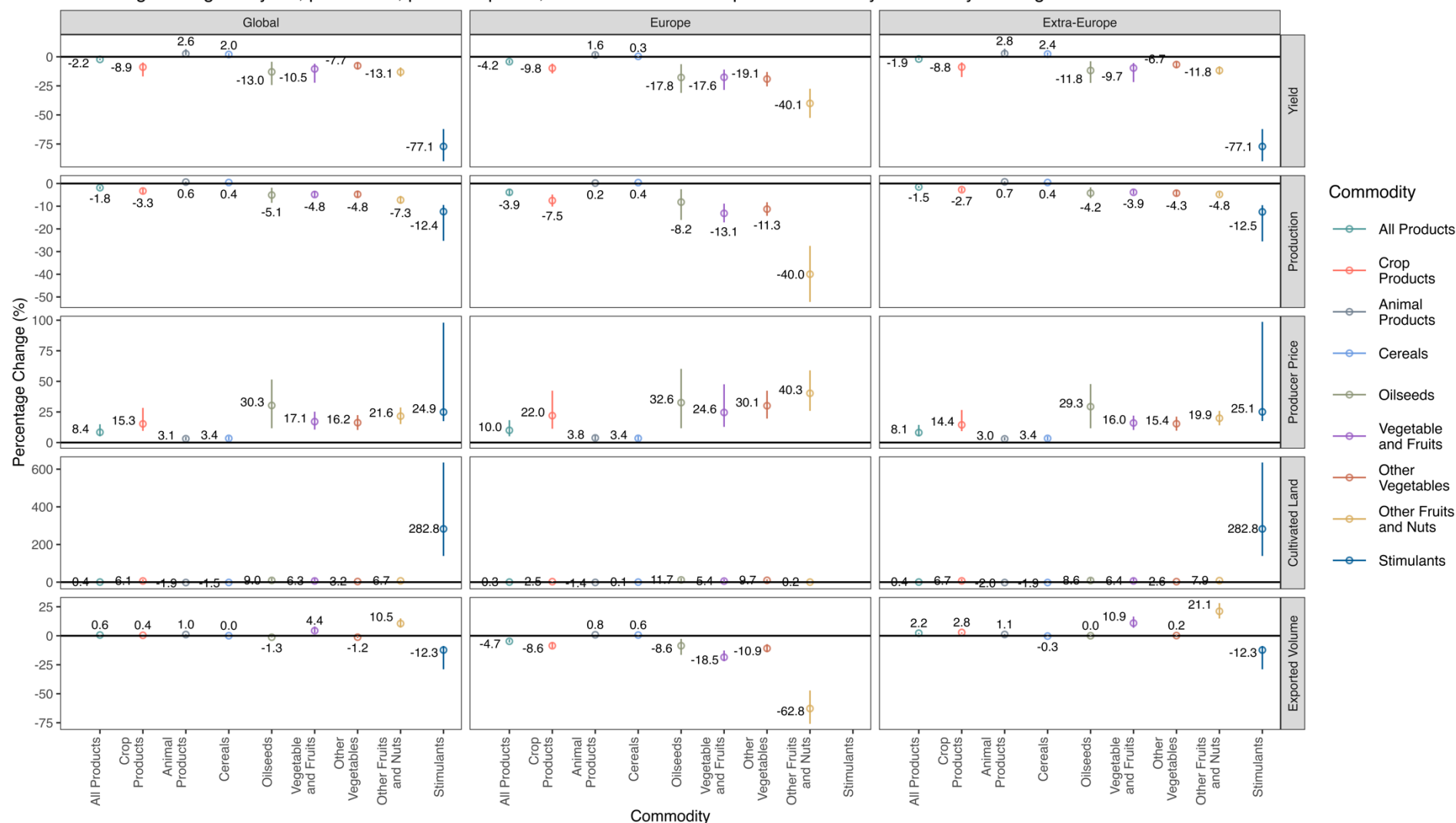


| CAPRI Region    | Crop             | Mean | Min  | Max   |
|-----------------|------------------|------|------|-------|
| Slovak Republic | Rapeseed         | 25.0 | 10.0 | 40.0  |
| Slovak Republic | Soya Bean        | 25.0 | 10.0 | 40.0  |
| Slovak Republic | Sunflower        | 25.0 | 10.0 | 40.0  |
| Slovak Republic | Tomato           | 5.0  | 0.0  | 10.0  |
| South Korea     | Apple            | 65.0 | 40.0 | 90.0  |
| South Korea     | Citrus           | 5.0  | 0.0  | 10.0  |
| South Korea     | Other Cereals    | 24.0 | 14.8 | 33.2  |
| South Korea     | Other Crops      | 4.9  | 1.9  | 7.8   |
| South Korea     | Other Fruits     | 33.6 | 24.8 | 42.3  |
| South Korea     | Other Vegetables | 8.8  | 6.6  | 10.9  |
| South Korea     | Pulses           | 1.9  | 0.0  | 3.9   |
| South Korea     | Rapeseed         | 25.0 | 10.0 | 40.0  |
| South Korea     | Soya Bean        | 25.0 | 10.0 | 40.0  |
| South Korea     | Tomato           | 5.0  | 0.0  | 10.0  |
| Taiwan          | Apple            | 65.0 | 40.0 | 90.0  |
| Taiwan          | Citrus           | 5.0  | 0.0  | 10.0  |
| Taiwan          | Other Crops      | 2.6  | 1.0  | 4.2   |
| Taiwan          | Other Fruits     | 17.9 | 12.6 | 23.3  |
| Taiwan          | Other Vegetables | 7.8  | 5.8  | 9.7   |
| Taiwan          | Pulses           | 2.2  | 0.0  | 4.5   |
| Taiwan          | Rapeseed         | 25.0 | 10.0 | 40.0  |
| Taiwan          | Soya Bean        | 25.0 | 10.0 | 40.0  |
| Taiwan          | Tomato           | 5.0  | 0.0  | 10.0  |
| Thailand        | Citrus           | 5.0  | 0.0  | 10.0  |
| Thailand        | Cocoa            | 95.0 | 90.0 | 100.0 |
| Thailand        | Coffee           | 25.0 | 10.0 | 40.0  |
| Thailand        | Other Crops      | 16.1 | 6.4  | 25.7  |
| Thailand        | Other Fruits     | 22.1 | 13.9 | 30.3  |
| Thailand        | Other Vegetables | 9.6  | 5.7  | 13.5  |
| Thailand        | Palm Oil         | 5.0  | 0.0  | 10.0  |
| Thailand        | Pulses           | 3.7  | 0.0  | 7.3   |
| Thailand        | Soya Bean        | 25.0 | 10.0 | 40.0  |
| Thailand        | Sunflower        | 25.0 | 10.0 | 40.0  |
| Thailand        | Tomato           | 5.0  | 0.0  | 10.0  |
| Tunisia         | Apple            | 65.0 | 40.0 | 90.0  |
| Tunisia         | Citrus           | 5.0  | 0.0  | 10.0  |
| Tunisia         | Other Crops      | 56.3 | 34.6 | 78.0  |
| Tunisia         | Other Fruits     | 31.7 | 28.7 | 34.8  |
| Tunisia         | Other Vegetables | 9.7  | 6.3  | 13.0  |
| Tunisia         | Pulses           | 6.3  | 2.5  | 10.0  |
| Tunisia         | Rapeseed         | 25.0 | 10.0 | 40.0  |

| CAPRI Region   | Crop             | Mean | Min  | Max  |
|----------------|------------------|------|------|------|
| Tunisia        | Sunflower        | 25.0 | 10.0 | 40.0 |
| Tunisia        | Tomato           | 5.0  | 0.0  | 10.0 |
| Turkey         | Apple            | 65.0 | 40.0 | 90.0 |
| Turkey         | Citrus           | 5.0  | 0.0  | 10.0 |
| Turkey         | Other Crops      | 20.8 | 9.5  | 32.1 |
| Turkey         | Other Fruits     | 28.3 | 20.9 | 35.8 |
| Turkey         | Other Vegetables | 23.4 | 15.3 | 31.5 |
| Turkey         | Pulses           | 2.5  | 0.0  | 4.9  |
| Turkey         | Rapeseed         | 25.0 | 10.0 | 40.0 |
| Turkey         | Soya Bean        | 25.0 | 10.0 | 40.0 |
| Turkey         | Sunflower        | 25.0 | 10.0 | 40.0 |
| Turkey         | Tomato           | 5.0  | 0.0  | 10.0 |
| United Kingdom | Apple            | 65.0 | 40.0 | 90.0 |
| United Kingdom | Other Crops      | 0.5  | 0.0  | 1.1  |
| United Kingdom | Other Fruits     | 36.5 | 18.6 | 54.3 |
| United Kingdom | Other Vegetables | 3.2  | 1.9  | 4.5  |
| United Kingdom | Pulses           | 6.6  | 2.5  | 10.7 |
| United Kingdom | Rapeseed         | 25.0 | 10.0 | 40.0 |
| United Kingdom | Tomato           | 5.0  | 0.0  | 10.0 |
| Ukraine        | Apple            | 65.0 | 40.0 | 90.0 |
| Ukraine        | Other Cereals    | 54.4 | 33.5 | 75.4 |
| Ukraine        | Other Crops      | 6.9  | 2.1  | 11.7 |
| Ukraine        | Other Fruits     | 37.9 | 26.7 | 49.1 |
| Ukraine        | Other Vegetables | 47.2 | 37.9 | 56.6 |
| Ukraine        | Pulses           | 1.4  | 0.0  | 2.8  |
| Ukraine        | Rapeseed         | 25.0 | 10.0 | 40.0 |
| Ukraine        | Soya Bean        | 25.0 | 10.0 | 40.0 |
| Ukraine        | Sunflower        | 25.0 | 10.0 | 40.0 |
| Ukraine        | Tomato           | 5.0  | 0.0  | 10.0 |
| Uruguay        | Apple            | 65.0 | 40.0 | 90.0 |
| Uruguay        | Citrus           | 5.0  | 0.0  | 10.0 |
| Uruguay        | Other Crops      | 4.3  | 0.0  | 8.5  |
| Uruguay        | Other Fruits     | 39.3 | 32.8 | 45.8 |
| Uruguay        | Other Vegetables | 14.8 | 12.8 | 16.7 |
| Uruguay        | Pulses           | 1.3  | 0.2  | 2.3  |
| Uruguay        | Rapeseed         | 25.0 | 10.0 | 40.0 |
| Uruguay        | Soya Bean        | 25.0 | 10.0 | 40.0 |
| Uruguay        | Tomato           | 5.0  | 0.0  | 10.0 |
| USA            | Apple            | 65.0 | 40.0 | 90.0 |
| USA            | Citrus           | 5.0  | 0.0  | 10.0 |
| USA            | Coffee           | 25.0 | 10.0 | 40.0 |

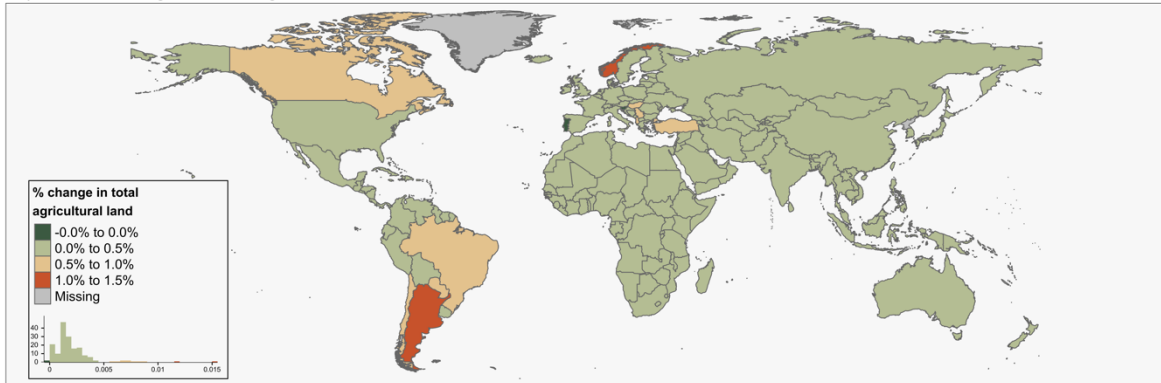
| CAPRI Region | Crop             | Mean | Min  | Max   |
|--------------|------------------|------|------|-------|
| USA          | Other Cereals    | 33.3 | 20.5 | 46.1  |
| USA          | Other Crops      | 43.2 | 24.5 | 61.8  |
| USA          | Other Fruits     | 30.4 | 19.3 | 41.5  |
| USA          | Other Vegetables | 10.3 | 7.5  | 13.2  |
| USA          | Pulses           | 2.5  | 0.0  | 5.0   |
| USA          | Rapeseed         | 25.0 | 10.0 | 40.0  |
| USA          | Soya Bean        | 25.0 | 10.0 | 40.0  |
| USA          | Sunflower        | 25.0 | 10.0 | 40.0  |
| USA          | Tomato           | 5.0  | 0.0  | 10.0  |
| Venezuela    | Apple            | 65.0 | 40.0 | 90.0  |
| Venezuela    | Citrus           | 5.0  | 0.0  | 10.0  |
| Venezuela    | Cocoa            | 95.0 | 90.0 | 100.0 |
| Venezuela    | Coffee           | 25.0 | 10.0 | 40.0  |
| Venezuela    | Other Crops      | 15.9 | 6.3  | 25.4  |
| Venezuela    | Other Fruits     | 12.6 | 10.4 | 14.8  |
| Venezuela    | Other Vegetables | 16.5 | 11.4 | 21.5  |
| Venezuela    | Palm Oil         | 5.0  | 0.0  | 10.0  |
| Venezuela    | Pulses           | 4.5  | 0.0  | 9.0   |
| Venezuela    | Soya Bean        | 25.0 | 10.0 | 40.0  |
| Venezuela    | Sunflower        | 25.0 | 10.0 | 40.0  |
| Venezuela    | Tomato           | 5.0  | 0.0  | 10.0  |
| Vietnam      | Citrus           | 5.0  | 0.0  | 10.0  |
| Vietnam      | Coffee           | 25.0 | 10.0 | 40.0  |
| Vietnam      | Other Crops      | 8.5  | 3.4  | 13.6  |
| Vietnam      | Other Fruits     | 13.2 | 9.3  | 17.0  |
| Vietnam      | Other Vegetables | 0.7  | 0.0  | 1.4   |
| Vietnam      | Pulses           | 2.7  | 0.0  | 5.5   |
| Vietnam      | Soya Bean        | 25.0 | 10.0 | 40.0  |
| South Africa | Apple            | 65.0 | 40.0 | 90.0  |
| South Africa | Citrus           | 5.0  | 0.0  | 10.0  |
| South Africa | Other Cereals    | 1.1  | 0.7  | 1.5   |
| South Africa | Other Crops      | 8.8  | 3.5  | 14.2  |
| South Africa | Other Fruits     | 17.1 | 11.2 | 22.9  |
| South Africa | Other Vegetables | 30.4 | 24.9 | 35.9  |
| South Africa | Pulses           | 3.6  | 0.0  | 7.1   |
| South Africa | Rapeseed         | 25.0 | 10.0 | 40.0  |
| South Africa | Soya Bean        | 25.0 | 10.0 | 40.0  |
| South Africa | Sunflower        | 25.0 | 10.0 | 40.0  |
| South Africa | Tomato           | 5.0  | 0.0  | 10.0  |

Percentage changes in yield, production, producer prices, cultivated land and exported volume by commodity and region

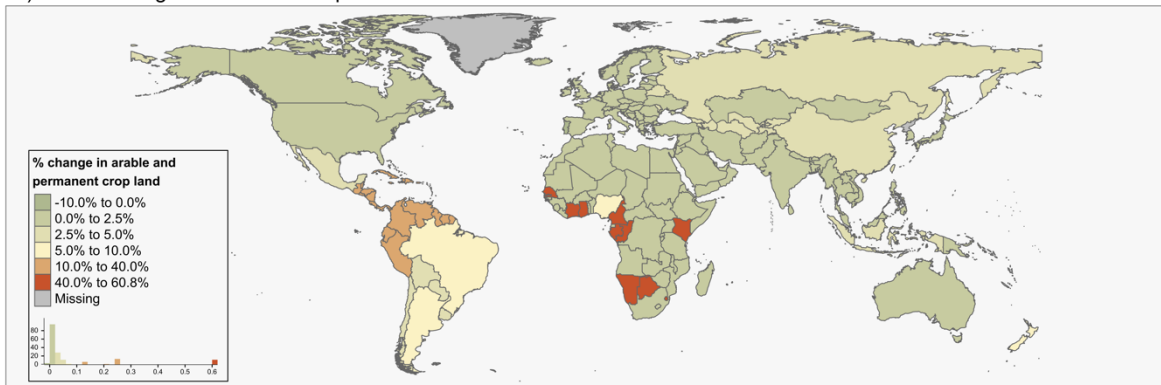


Appendix B: Percentage changes in yield, production, producer prices, land use and trade by commodity and region. Aggregate changes in production and producer prices were weighted by the base producer prices. Aggregate changes in land use are based on physical area. Base export prices were used to aggregate trade volumes. The vertical lines report the upper and lower bound of results according to the “minimum” or “maximum” dependence ratio. Source: Own analysis based on model results.

A) Global change in total agricultural land



B) Global change in cultivated crop land



*Appendix C: Global change in A) total agricultural land and B) cultivated crop land after the simulated collapse of pollinators based on the mean dependence ratios. Source: Own analysis based on model results.*