Figure S9

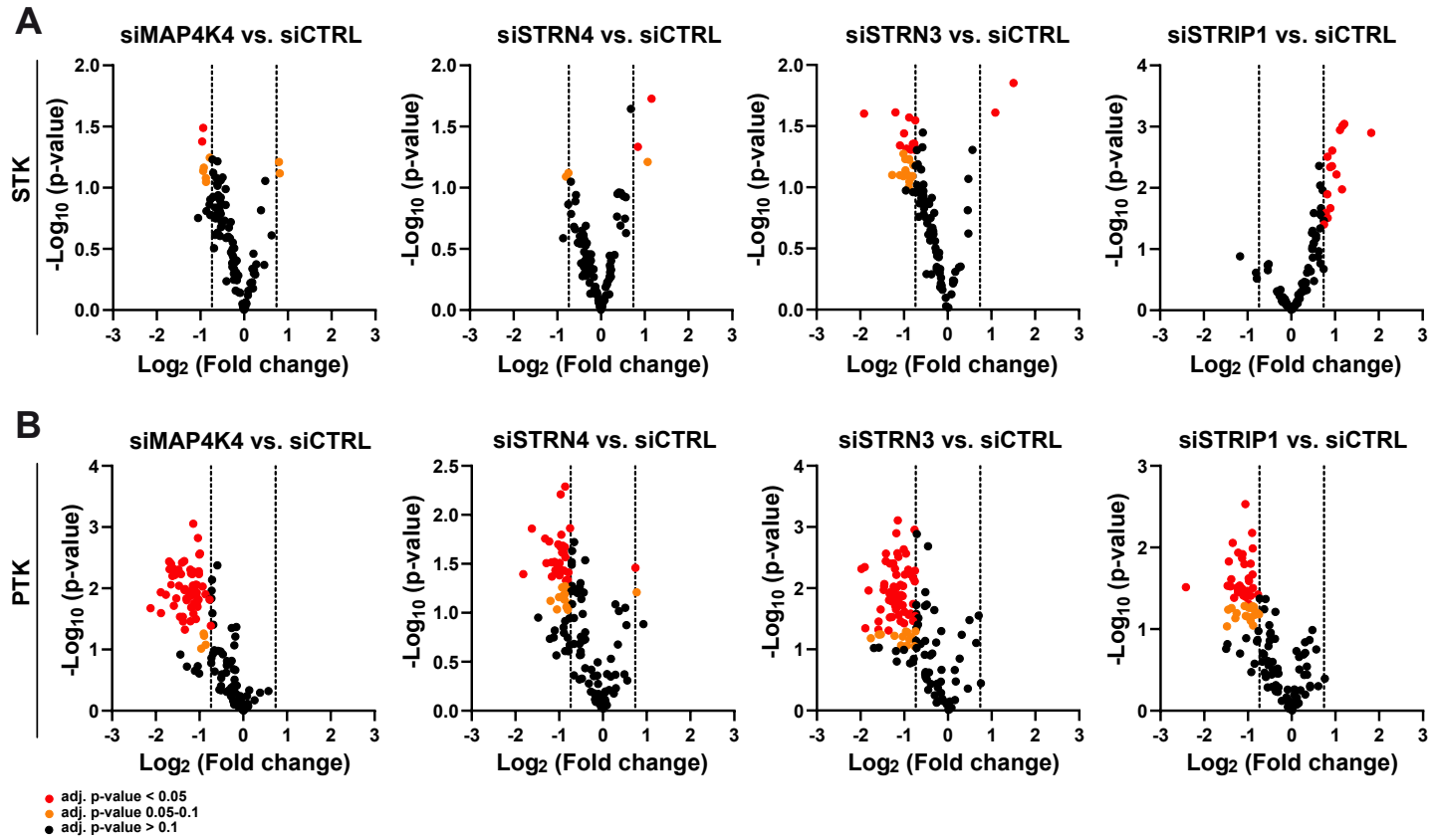
A
siMAP4K4 vs. siCTRL
siSTRN4 vs. siCTRL
siSTRN3 vs. siCTRL
siSTRIP1 vs. siCTRL
STK
-Log10 (p-value)
Log2 (Fold change)
B
siMAP4K4 vs. siCTRL
siSTRN4 vs. siCTRL
siSTRN3 vs. siCTRL
siSTRIP1 vs. siCTRL
PTK
-Log10 (p-value)
Log2 (Fold change)
adj. p-value < 0.05
adj. p-value 0.05-0.1
adj. p-value > 0.1

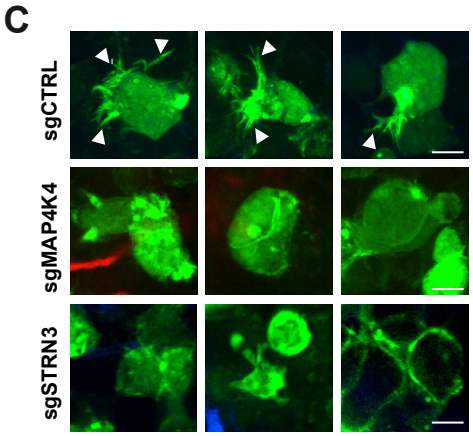
C
sgCTRL
sgMAP4K4
sgSTRN3

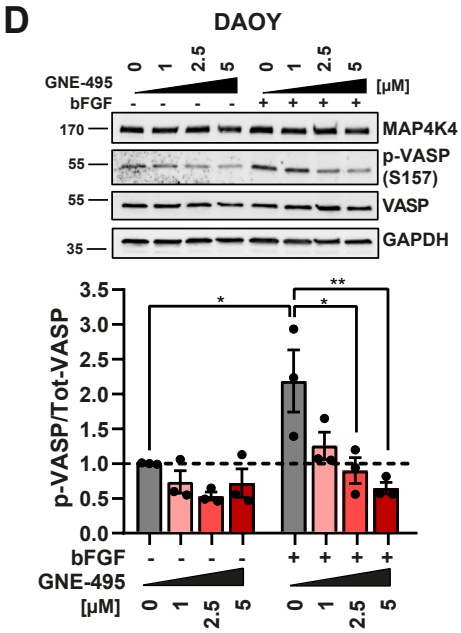
D
DAOY
GNE-495
bFGF
[μM]
MAP4K4
p-VASP (S157)
VASP
GAPDH
p-VASP/Tot-VASP

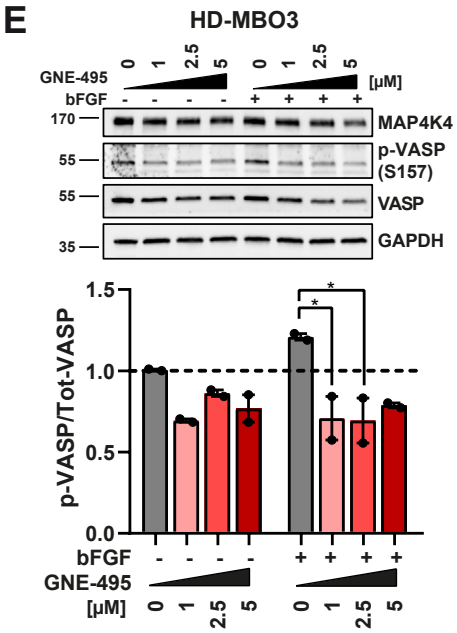
E
HD-MBO3
GNE-495
bFGF
[μM]
MAP4K4
p-VASP (S157)
VASP
GAPDH
p-VASP/Tot-VASP

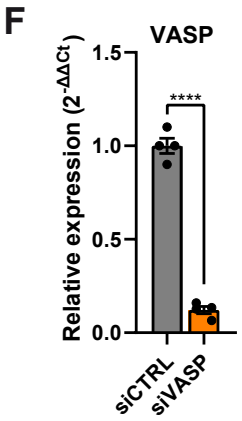
F
VASP
Relative expression (2-ΔΔCt)
siCTRL
siVASP

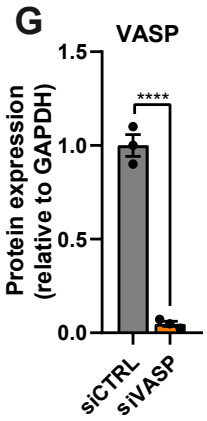
G
VASP
Protein expression (relative to GAPDH)
siCTRL
siVASP

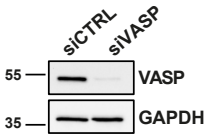
siCTRL
siVASP
VASP
GAPDH