a


Sample clustering to detect outliers
Height
300
250
200
150
100

b

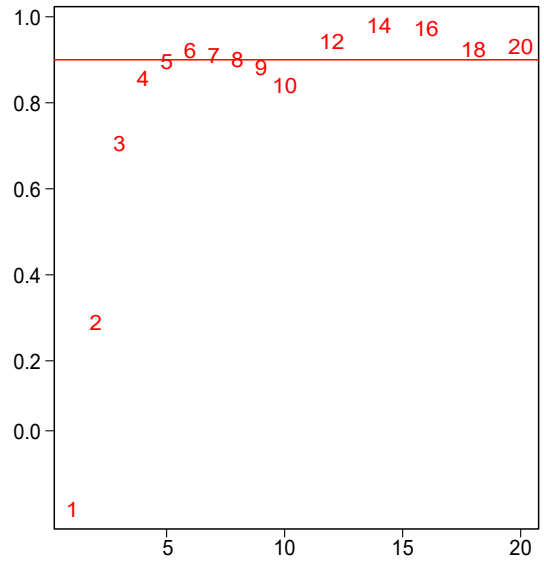
1.0
0.8
0.6
0.4
0.2
0.0
5
10
15
20
1
2
3
4
5
6
7
8
9
10
12
14
16
18
20

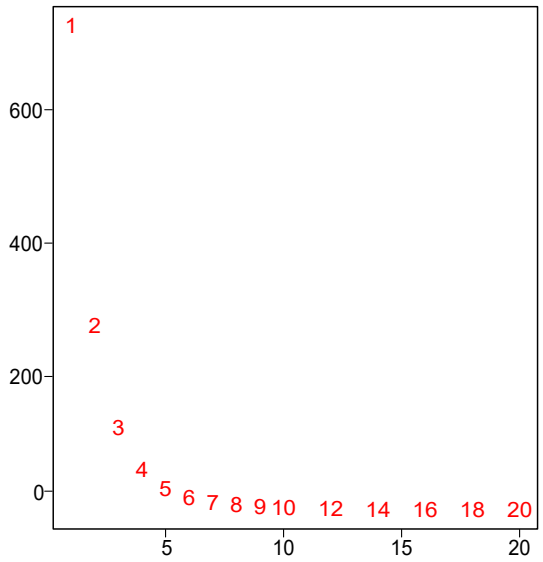
600
400
200
0
5
10
15
20
1
2
3
4
5
6
7
8
9
10
12
14
16
18
20