Rank	Drug (generic name)	n	%	Candidate medication selection, % (95% CI)	95% CI
				Tier 3 candidate <35% / Tier 2 candidate 35% to <65% / Tier 1 candidate ≥65% (0, 25, 50, 75, 100)	
1	Lithium carbonate	153	96.2		92.0–98.3
2	Sodium valproate	150	94.3		89.6–97.0
3	Olanzapine	139	87.4		81.4–91.7
4	Aripiprazole	131	82.4		75.7–87.5
5	Risperidone	96	60.4		52.6–67.6
6	Olanzapine (intramuscular)	95	59.7		52.0–67.1
7	Aripiprazole LAI (4-weekly)	75	47.2		39.6–54.9
8	Carbamazepine	72	45.3		37.7–53.0
9	Haloperidol (intramuscular/intravenous)	69	43.4		35.9–51.2
9	Zotepine	69	43.4		35.9–51.2
11	Quetiapine	67	42.1		34.7–49.9
12	Levomepromazine (oral)	57	35.8		28.8–43.6
13	Haloperidol (oral)	48	30.2		23.6–37.7
14	Asenapine	47	29.6		23.0–37.1
15	Levomepromazine (intramuscular)	41	25.8		19.6–33.1
16	Quetiapine XR	34	21.4		15.7–28.4
17	Chlorpromazine	33	20.8		15.2–27.7
18	Lurasidone	31	19.5		14.1–26.3
19	Brexpiprazole	28	17.6		12.5–24.3
20	Paliperidone	21	13.2		8.8–19.3

■ Tier 1 candidate (≥65%) ■ Tier 2 candidate (35% to <65%) □ Tier 3 candidate (<35%)

Supplementary Figure S1. Candidate medication selection for manic episodes in adult men with bipolar I disorder (CQ1).

Lithium carbonate, sodium valproate, olanzapine, and aripiprazole met the descriptive Tier 1 selection threshold. Squares represent selection percentages, and horizontal lines indicate Wilson 95% confidence intervals. Black, gray, and white squares indicate Tier 1 (≥65%), Tier 2 (35% to <65%), and Tier 3 (<35%) candidates, respectively. Medications are ranked by selection percentage; ties share the same rank, and all medications with ranks ≤20 are displayed. Multiple selections were permitted. CI, confidence interval; CQ, clinical question; LAI, long-acting injectable; XR, extended release.

Rank	Drug (generic name)	n	%	Candidate medication selection, % (95% CI)	95% CI
				Tier 3 candidate <35% / Tier 2 candidate 35% to <65% / Tier 1 candidate ≥65%	
1	Lithium carbonate	137	86.2		79.9–90.7
2	Aripiprazole	136	85.5		79.2–90.2
3	Sodium valproate	127	79.9		73.0–85.4
4	Olanzapine	125	78.6		71.6–84.3
5	Olanzapine (intramuscular)	88	55.3		47.6–62.9
6	Risperidone	86	54.1		46.3–61.6
7	Aripiprazole LAI (4-weekly)	77	48.4		40.8–56.1
8	Quetiapine	63	39.6		32.4–47.4
8	Carbamazepine	63	39.6		32.4–47.4
10	Haloperidol (intramuscular/intravenous)	62	39.0		31.8–46.7
11	Zotepine	56	35.2		28.2–42.9
12	Levomepromazine (oral)	53	33.3		26.5–41.0
13	Haloperidol (oral)	49	30.8		24.2–38.4
14	Asenapine	45	28.3		21.9–35.8
15	Levomepromazine (intramuscular)	38	23.9		17.9–31.1
16	Chlorpromazine	28	17.6		12.5–24.3
16	Quetiapine XR	28	17.6		12.5–24.3
18	Brexpiprazole	26	16.4		11.4–22.9
19	Lamotrigine	24	15.1		10.4–21.5
20	Lurasidone	22	13.8		9.3–20.1

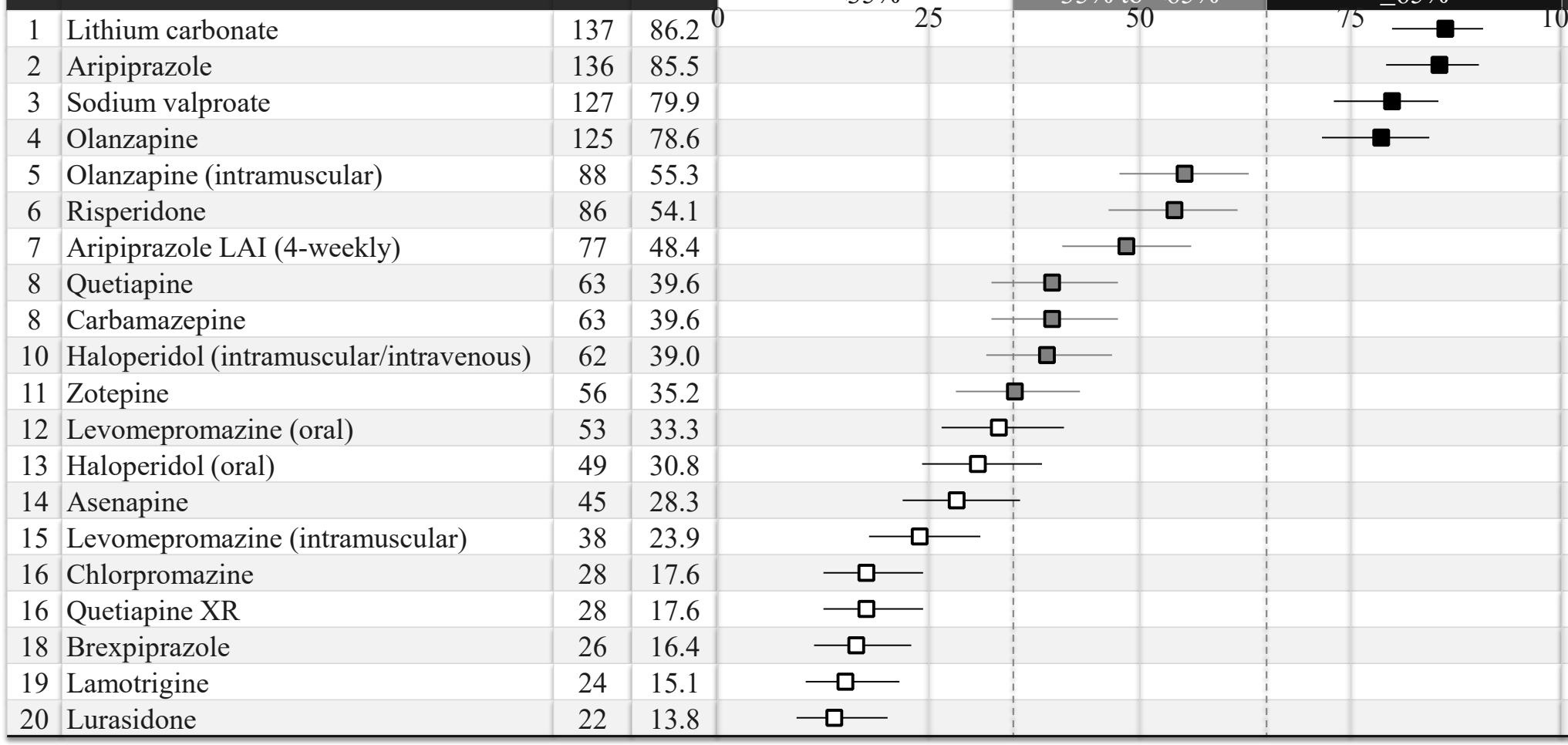

■ Tier 1 candidate (≥65%) ■ Tier 2 candidate (35% to <65%) □ Tier 3 candidate (<35%)

Supplementary Figure S2. Candidate medication selection for manic episodes in adult women with bipolar I disorder (CQ2).

Lithium carbonate, aripiprazole, sodium valproate, and olanzapine met the descriptive Tier 1 selection threshold. Squares represent selection percentages, and horizontal lines indicate Wilson 95% confidence intervals. Black, gray, and white squares indicate Tier 1 (≥65%), Tier 2 (35% to <65%), and Tier 3 (<35%) candidates, respectively. Medications are ranked by selection percentage; ties share the same rank, and all medications with ranks ≤20 are displayed. Multiple selections were permitted. CI, confidence interval; CQ, clinical question; LAI, long-acting injectable; XR, extended release.

Rank	Drug (generic name)	n	%	Candidate medication selection, % (95% CI)	95% CI
				Tier 3 candidate <35% / Tier 2 candidate 35% to <65% / Tier 1 candidate ≥65% (0, 25, 50, 75, 100)	
1	Lithium carbonate	145	91.2		85.8–94.7
2	Sodium valproate	141	88.7		82.8–92.7
3	Aripiprazole	137	86.2		79.9–90.7
4	Olanzapine	112	70.4		62.9–77.0
5	Quetiapine	79	49.7		42.0–57.4
6	Risperidone	66	41.5		34.1–49.3
7	Aripiprazole LAI (4-weekly)	58	36.5		29.4–44.2
8	Carbamazepine	52	32.7		25.9–40.3
9	Quetiapine XR	44	27.7		21.3–35.1
10	Brexpiprazole	39	24.5		18.5–31.8
11	Lurasidone	36	22.6		16.8–29.7
12	Lamotrigine	34	21.4		15.7–28.4
13	Asenapine	33	20.8		15.2–27.7
14	Levomepromazine (oral)	32	20.1		14.6–27.0
15	Olanzapine (intramuscular)	29	18.2		13.0–25.0
16	Haloperidol (oral)	22	13.8		9.3–20.1
17	Haloperidol (intramuscular/intravenous)	18	11.3		7.3–17.2
18	Chlorpromazine	16	10.1		6.3–15.7
19	Zotepine	15	9.4		5.8–15.0
20	Blonanserin (transdermal patch)	10	6.3		3.5–11.2

■ Tier 1 candidate (≥65%) ■ Tier 2 candidate (35% to <65%) □ Tier 3 candidate (<35%)

Supplementary Figure S3. Candidate medication selection for hypomanic episodes in adult men with bipolar II disorder (CQ3).

Lithium carbonate, sodium valproate, aripiprazole, and olanzapine met the descriptive Tier 1 selection threshold. Squares represent selection percentages, and horizontal lines indicate Wilson 95% confidence intervals. Black, gray, and white squares indicate Tier 1 (≥65%), Tier 2 (35% to <65%), and Tier 3 (<35%) candidates, respectively. Medications are ranked by selection percentage; ties share the same rank, and all medications with ranks ≤20 are displayed. Multiple selections were permitted. CI, confidence interval; CQ, clinical question; LAI, long-acting injectable; XR, extended release.

Rank	Drug (generic name)	n	%	Candidate medication selection, % (95% CI)	95% CI
				Tier 3 candidate <35% / Tier 2 candidate 35% to <65% / Tier 1 candidate ≥65% (0, 25, 50, 75, 100)	
1	Aripiprazole	141	88.7		82.8–92.7
2	Lithium carbonate	130	81.8		75.0–87.0
3	Sodium valproate	118	74.2		66.9–80.4
4	Olanzapine	102	64.2		56.4–71.2
5	Quetiapine	76	47.8		40.2–55.5
6	Risperidone	65	40.9		33.5–48.6
7	Aripiprazole LAI (4-weekly)	54	34.0		27.1–41.6
8	Carbamazepine	46	28.9		22.4–36.4
9	Quetiapine XR	44	27.7		21.3–35.1
10	Brexpiprazole	40	25.2		19.1–32.4
11	Lamotrigine	36	22.6		16.8–29.7
12	Lurasidone	35	22.0		16.3–29.1
13	Asenapine	34	21.4		15.7–28.4
14	Levomepromazine (oral)	30	18.9		13.5–25.7
14	Olanzapine (intramuscular)	30	18.9		13.5–25.7
16	Haloperidol (oral)	21	13.2		8.8–19.3
17	Haloperidol (intramuscular/intravenous)	14	8.8		5.3–14.2
17	Chlorpromazine	14	8.8		5.3–14.2
19	Zotepine	12	7.5		4.4–12.7
20	Paliperidone	10	6.3		3.5–11.2

■ Tier 1 candidate (≥65%) ■ Tier 2 candidate (35% to <65%) □ Tier 3 candidate (<35%)

Supplementary Figure S4. Candidate medication selection for hypomanic episodes in adult women with bipolar II disorder (CQ4).

Aripiprazole, lithium carbonate, and sodium valproate met the descriptive Tier 1 selection threshold. Squares represent selection percentages, and horizontal lines indicate Wilson 95% confidence intervals. Black, gray, and white squares indicate Tier 1 (≥65%), Tier 2 (35% to <65%), and Tier 3 (<35%) candidates, respectively. Medications are ranked by selection percentage; ties share the same rank, and all medications with ranks ≤20 are displayed. Multiple selections were permitted. CI, confidence interval; CQ, clinical question; LAI, long-acting injectable; XR, extended release.

Rank	Drug (generic name)	n	%	Candidate medication selection, % (95% CI)	95% CI
				Tier 3 candidate <35% / Tier 2 candidate 35% to <65% / Tier 1 candidate ≥65%	
1	Aripiprazole	135	84.9		78.5–89.6
2	Olanzapine	94	59.1		51.4–66.5
3	Risperidone	68	42.8		35.3–50.5
4	Quetiapine	62	39.0		31.8–46.7
5	Olanzapine (intramuscular)	47	29.6		23.0–37.1
6	Lamotrigine	34	21.4		15.7–28.4
7	Asenapine	30	18.9		13.5–25.7
8	Aripiprazole LAI (4-weekly)	29	18.2		13.0–25.0
9	Brexpiprazole	26	16.4		11.4–22.9
9	Haloperidol (intramuscular/intravenous)	26	16.4		11.4–22.9
11	Quetiapine XR	24	15.1		10.4–21.5
11	Lurasidone	24	15.1		10.4–21.5
13	Levomepromazine (oral)	21	13.2		8.8–19.3
14	Haloperidol (oral)	17	10.7		6.8–16.5
14	Chlorpromazine	17	10.7		6.8–16.5
16	Zotepine	16	10.1		6.3–15.7
17	Lithium carbonate	15	9.4		5.8–15.0
18	Paliperidone	13	8.2		4.8–13.5
18	Levomepromazine (intramuscular)	13	8.2		4.8–13.5
20	Sodium valproate	11	6.9		3.9–12.0

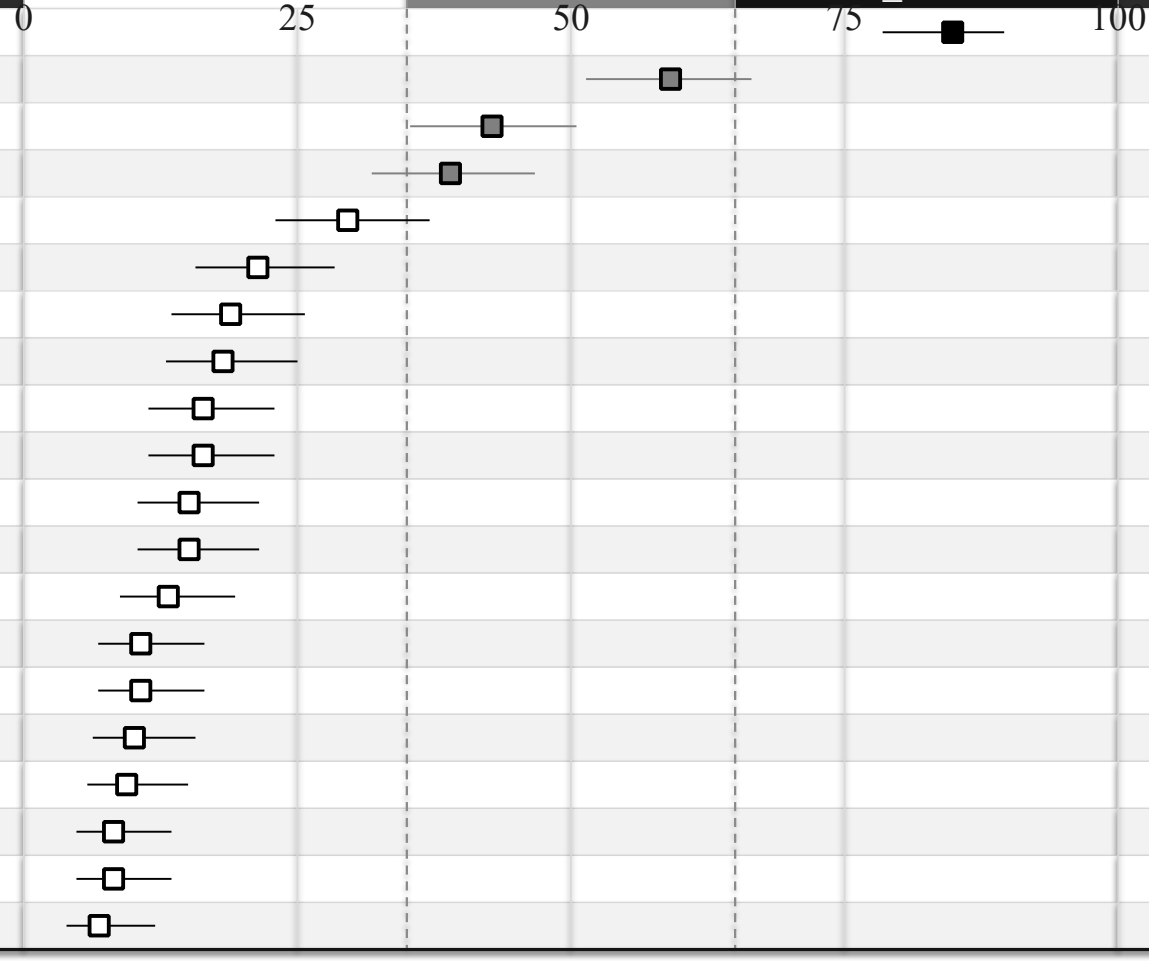

■ Tier 1 candidate (≥65%) ■ Tier 2 candidate (35% to <65%) □ Tier 3 candidate (<35%)

Supplementary Figure S5. Candidate medication selection for manic episodes in pregnant and postpartum women (CQ5).

Aripiprazole was the only medication to meet the descriptive Tier 1 selection threshold. Squares represent selection percentages, and horizontal lines indicate Wilson 95% confidence intervals. Black, gray, and white squares indicate Tier 1 (≥65%), Tier 2 (35% to <65%), and Tier 3 (<35%) candidates, respectively. Medications are ranked by selection percentage; ties share the same rank, and all medications with ranks ≤20 are displayed. Multiple selections were permitted. CI, confidence interval; CQ, clinical question; LAI, long-acting injectable; XR, extended release.

Rank	Drug (generic name)	n	%	Candidate medication selection, % (95% CI)	95% CI
				Tier 3 candidate <35% / Tier 2 candidate 35% to <65% / Tier 1 candidate ≥65% (0, 25, 50, 75, 100)	
1	Aripiprazole	138	86.8		80.7–91.2
2	Sodium valproate	135	84.9		78.5–89.6
3	Olanzapine	110	69.2		61.6–75.8
4	Lithium carbonate	106	66.7		59.0–73.5
5	Quetiapine	81	50.9		43.2–58.6
6	Risperidone	72	45.3		37.7–53.0
7	Olanzapine (intramuscular)	54	34.0		27.1–41.6
8	Carbamazepine	47	29.6		23.0–37.1
9	Aripiprazole LAI (4-weekly)	44	27.7		21.3–35.1
10	Asenapine	34	21.4		15.7–28.4
10	Brexpiprazole	34	21.4		15.7–28.4
12	Quetiapine XR	32	20.1		14.6–27.0
13	Haloperidol (intramuscular/intravenous)	27	17.0		11.9–23.6
14	Lurasidone	23	14.5		9.8–20.8
15	Haloperidol (oral)	22	13.8		9.3–20.1
16	Levomepromazine (oral)	21	13.2		8.8–19.3
16	Lamotrigine	21	13.2		8.8–19.3
18	Zotepine	17	10.7		6.8–16.5
19	Blonanserin (transdermal patch)	14	8.8		5.3–14.2
20	Chlorpromazine	13	8.2		4.8–13.5

■ Tier 1 candidate (≥65%) ■ Tier 2 candidate (35% to <65%) □ Tier 3 candidate (<35%)

Supplementary Figure S6. Candidate medication selection for manic episodes in older adults with bipolar disorder (CQ6).

Aripiprazole, sodium valproate, olanzapine, and lithium carbonate met the descriptive Tier 1 selection threshold. Squares represent selection percentages, and horizontal lines indicate Wilson 95% confidence intervals. Black, gray, and white squares indicate Tier 1 (≥65%), Tier 2 (35% to <65%), and Tier 3 (<35%) candidates, respectively. Medications are ranked by selection percentage; ties share the same rank, and all medications with ranks ≤20 are displayed. Multiple selections were permitted. CI, confidence interval; CQ, clinical question; LAI, long-acting injectable; XR, extended release.

Rank	Drug (generic name)	n	%	Candidate medication selection, % (95% CI)	95% CI
				Tier 3 candidate <35% / Tier 2 candidate 35% to <65% / Tier 1 candidate ≥65% (0, 25, 50, 75, 100)	
1	Lithium carbonate	141	88.7		82.8–92.7
2	Lurasidone	128	80.5		73.7–85.9
3	Quetiapine XR	126	79.2		72.3–84.8
4	Lamotrigine	121	76.1		68.9–82.1
5	Olanzapine	99	62.3		54.5–69.4
6	Aripiprazole	82	51.6		43.9–59.2
7	Quetiapine	81	50.9		43.2–58.6
8	Sodium valproate	77	48.4		40.8–56.1
9	Brexpiprazole	61	38.4		31.2–46.1
10	Mirtazapine	34	21.4		15.7–28.4
10	Aripiprazole LAI (4-weekly)	34	21.4		15.7–28.4
12	Escitalopram	29	18.2		13.0–25.0
13	Carbamazepine	27	17.0		11.9–23.6
13	Vortioxetine	27	17.0		11.9–23.6
15	Venlafaxine	22	13.8		9.3–20.1
16	Sertraline	15	9.4		5.8–15.0
17	Trazodone	14	8.8		5.3–14.2
18	Duloxetine	11	6.9		3.9–12.0
19	Levomepromazine (oral)	10	6.3		3.5–11.2
20	Olanzapine (intramuscular)	8	5.0		2.6–9.6

■ Tier 1 candidate (≥65%) ■ Tier 2 candidate (35% to <65%) □ Tier 3 candidate (<35%)

Supplementary Figure S7. Candidate medication selection for depressive episodes in adult men with bipolar I disorder (CQ7).

Lithium carbonate, lurasidone, quetiapine XR, and lamotrigine met the descriptive Tier 1 selection threshold. Squares represent selection percentages, and horizontal lines indicate Wilson 95% confidence intervals. Black, gray, and white squares indicate Tier 1 (≥65%), Tier 2 (35% to <65%), and Tier 3 (<35%) candidates, respectively. Medications are ranked by selection percentage; ties share the same rank, and all medications with ranks ≤20 are displayed. Multiple selections were permitted. CI, confidence interval; CQ, clinical question; LAI, long-acting injectable; XR, extended release.

Rank	Drug (generic name)	n	%	Candidate medication selection, % (95% CI)	95% CI
				Tier 3 candidate <35% / Tier 2 candidate 35% to <65% / Tier 1 candidate ≥65%	
1	Quetiapine XR	123	77.4		70.3–83.2
1	Lithium carbonate	123	77.4		70.3–83.2
3	Lurasidone	119	74.8		67.6–80.9
4	Lamotrigine	113	71.1		63.6–77.6
5	Aripiprazole	86	54.1		46.3–61.6
6	Olanzapine	81	50.9		43.2–58.6
6	Quetiapine	81	50.9		43.2–58.6
8	Sodium valproate	58	36.5		29.4–44.2
9	Brexpiprazole	56	35.2		28.2–42.9
10	Aripiprazole LAI (4-weekly)	37	23.3		17.4–30.4
11	Mirtazapine	34	21.4		15.7–28.4
12	Escitalopram	29	18.2		13.0–25.0
13	Vortioxetine	25	15.7		10.9–22.2
14	Carbamazepine	23	14.5		9.8–20.8
15	Venlafaxine	20	12.6		8.3–18.6
16	Sertraline	14	8.8		5.3–14.2
17	Trazodone	13	8.2		4.8–13.5
18	Asenapine	12	7.5		4.4–12.7
18	Levomepromazine (oral)	12	7.5		4.4–12.7
20	Duloxetine	10	6.3		3.5–11.2

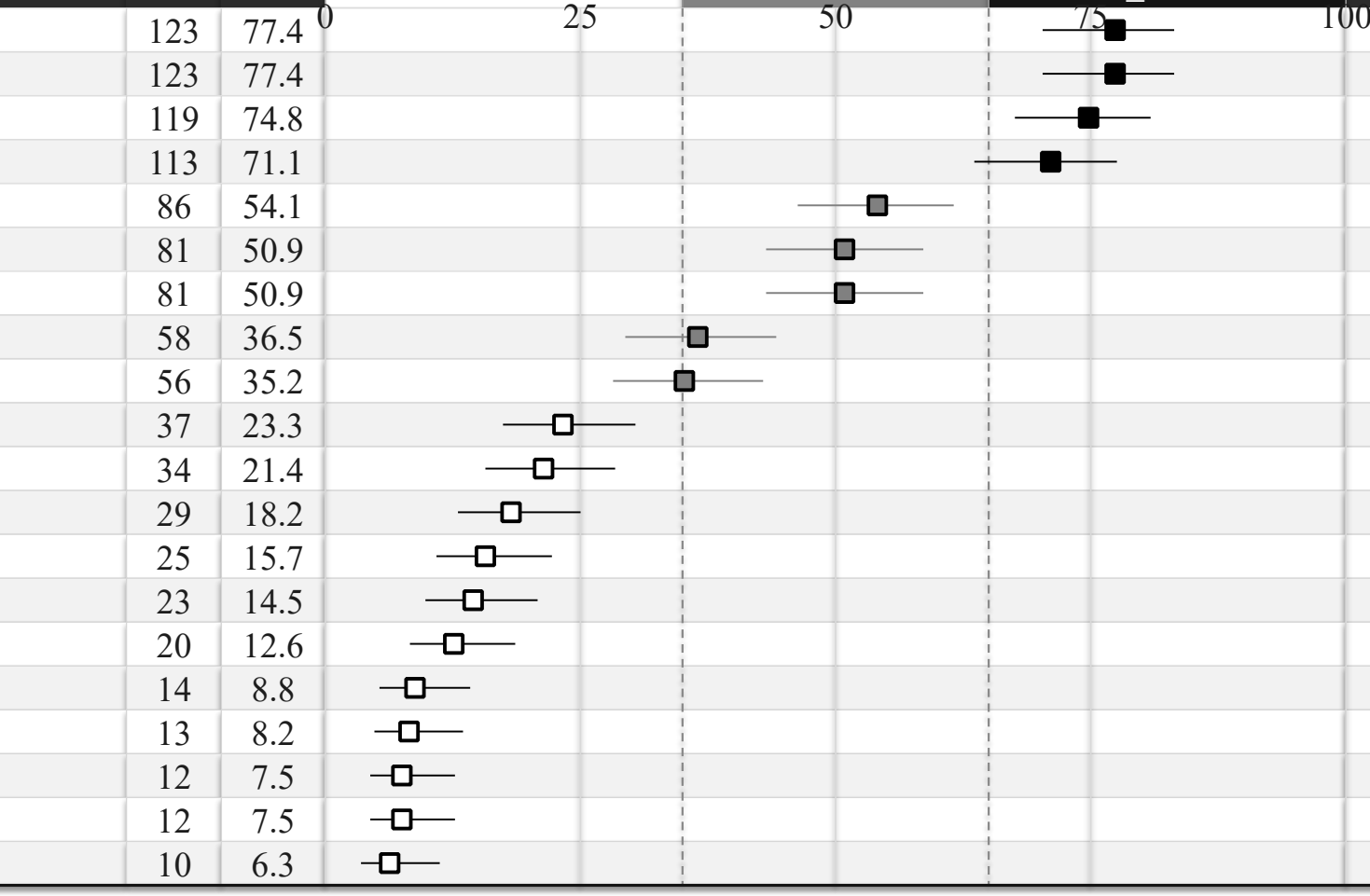

■ Tier 1 candidate (≥65%) ■ Tier 2 candidate (35% to <65%) □ Tier 3 candidate (<35%)

Supplementary Figure S8. Candidate medication selection for depressive episodes in adult women with bipolar I disorder (CQ8).

Quetiapine XR, lithium carbonate, lurasidone, and lamotrigine met the descriptive Tier 1 selection threshold. Squares represent selection percentages, and horizontal lines indicate Wilson 95% confidence intervals. Black, gray, and white squares indicate Tier 1 (≥65%), Tier 2 (35% to <65%), and Tier 3 (<35%) candidates, respectively. Medications are ranked by selection percentage; ties share the same rank, and all medications with ranks ≤20 are displayed. Multiple selections were permitted. CI, confidence interval; CQ, clinical question; LAI, long-acting injectable; XR, extended release.

Rank	Drug (generic name)	n	%	Candidate medication selection, % (95% CI)	95% CI
				Tier 3 candidate <35% / Tier 2 candidate 35% to <65% / Tier 1 candidate ≥65%	
1	Lithium carbonate	133	83.6		77.1–88.6
2	Quetiapine XR	124	78.0		70.9–83.7
3	Lurasidone	121	76.1		68.9–82.1
4	Lamotrigine	119	74.8		67.6–80.9
5	Aripiprazole	87	54.7		47.0–62.3
6	Quetiapine	80	50.3		42.6–58.0
7	Olanzapine	79	49.7		42.0–57.4
8	Sodium valproate	67	42.1		34.7–49.9
9	Brexpiprazole	54	34.0		27.1–41.6
10	Mirtazapine	49	30.8		24.2–38.4
11	Escitalopram	41	25.8		19.6–33.1
12	Vortioxetine	39	24.5		18.5–31.8
13	Sertraline	35	22.0		16.3–29.1
14	Venlafaxine	31	19.5		14.1–26.3
15	Carbamazepine	28	17.6		12.5–24.3
16	Aripiprazole LAI (4-weekly)	27	17.0		11.9–23.6
17	Trazodone	17	10.7		6.8–16.5
18	Duloxetine	15	9.4		5.8–15.0
19	Risperidone	11	6.9		3.9–12.0
19	Asenapine	11	6.9		3.9–12.0

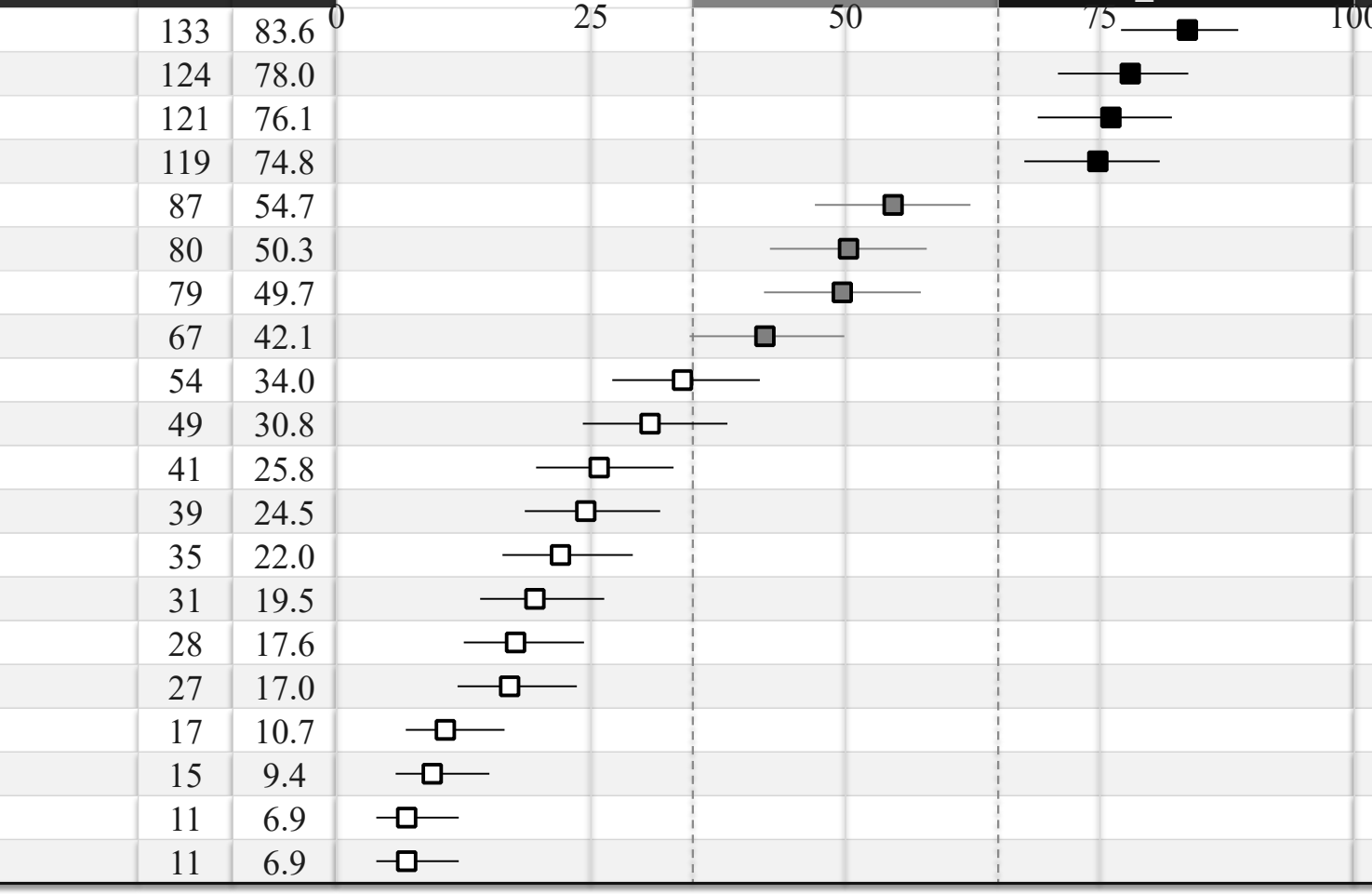

■ Tier 1 candidate (≥65%) ■ Tier 2 candidate (35% to <65%) □ Tier 3 candidate (<35%)

Supplementary Figure S9. Candidate medication selection for depressive episodes in adult men with bipolar II disorder (CQ9).

Lithium carbonate, quetiapine XR, lurasidone, and lamotrigine met the descriptive Tier 1 selection threshold. Squares represent selection percentages, and horizontal lines indicate Wilson 95% confidence intervals. Black, gray, and white squares indicate Tier 1 (≥65%), Tier 2 (35% to <65%), and Tier 3 (<35%) candidates, respectively. Medications are ranked by selection percentage; ties share the same rank, and all medications with ranks ≤20 are displayed. Multiple selections were permitted. CI, confidence interval; CQ, clinical question; LAI, long-acting injectable; XR, extended release.

Rank	Drug (generic name)	n	%	Candidate medication selection, % (95% CI)	95% CI
				Tier 3 candidate <35% / Tier 2 candidate 35% to <65% / Tier 1 candidate ≥65%	
1	Quetiapine XR	125	78.6		71.6–84.3
2	Lurasidone	122	76.7		69.6–82.6
3	Lamotrigine	121	76.1		68.9–82.1
4	Lithium carbonate	117	73.6		66.2–79.8
5	Aripiprazole	83	52.2		44.5–59.8
6	Quetiapine	81	50.9		43.2–58.6
7	Olanzapine	77	48.4		40.8–56.1
8	Sodium valproate	57	35.8		28.8–43.6
9	Mirtazapine	52	32.7		25.9–40.3
10	Brexpiprazole	49	30.8		24.2–38.4
11	Escitalopram	42	26.4		20.2–33.8
12	Sertraline	40	25.2		19.1–32.4
13	Vortioxetine	39	24.5		18.5–31.8
14	Venlafaxine	35	22.0		16.3–29.1
15	Aripiprazole LAI (4-weekly)	24	15.1		10.4–21.5
16	Carbamazepine	21	13.2		8.8–19.3
17	Trazodone	18	11.3		7.3–17.2
18	Duloxetine	16	10.1		6.3–15.7
19	Asenapine	12	7.5		4.4–12.7
20	Risperidone	11	6.9		3.9–12.0

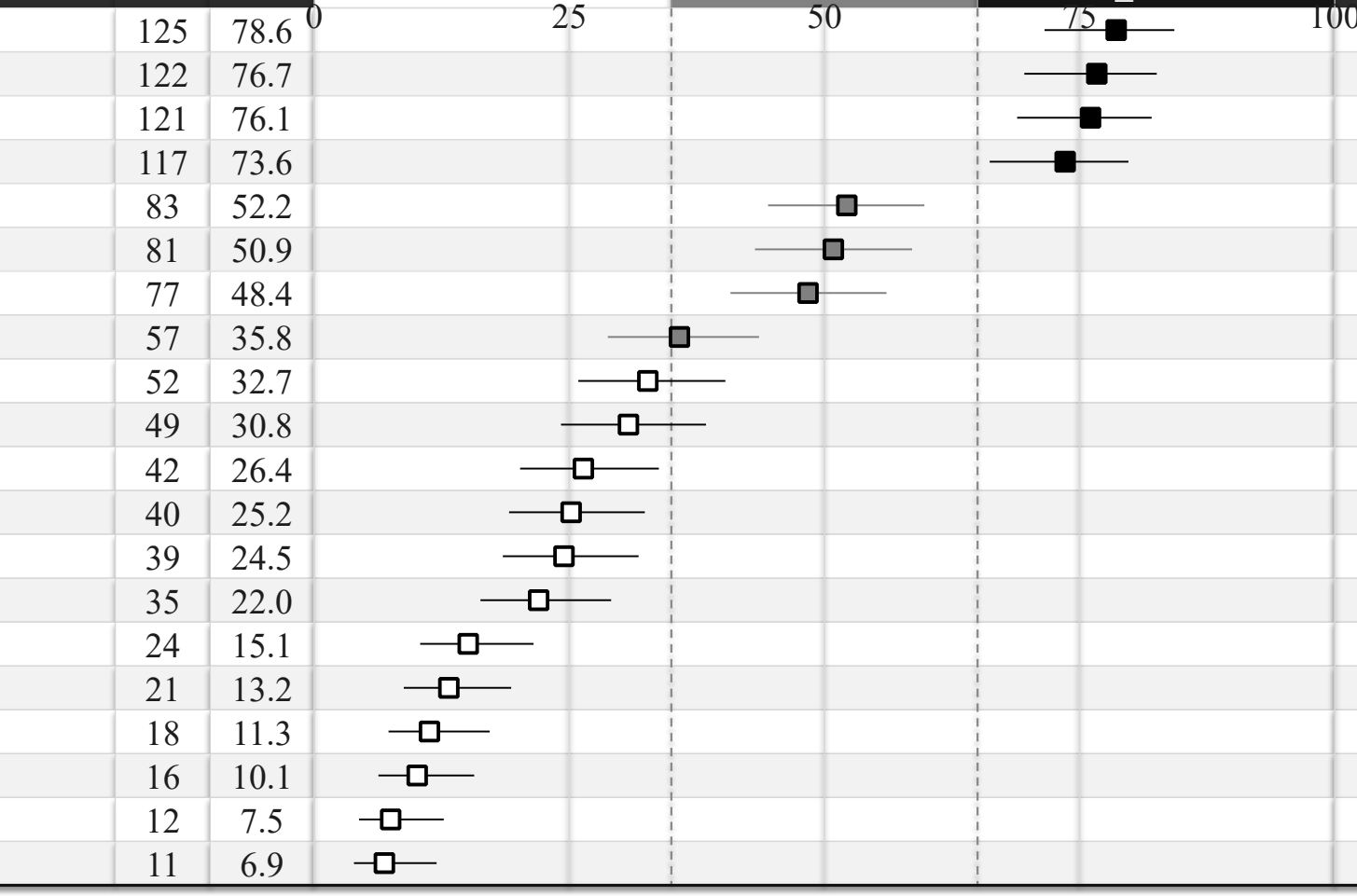

■ Tier 1 candidate (≥65%) ■ Tier 2 candidate (35% to <65%) □ Tier 3 candidate (<35%)

Supplementary Figure S10. Candidate medication selection for depressive episodes in adult women with bipolar II disorder (CQ10).

Quetiapine XR, lurasidone, lamotrigine, and lithium carbonate met the descriptive Tier 1 selection threshold. Squares represent selection percentages, and horizontal lines indicate Wilson 95% confidence intervals. Black, gray, and white squares indicate Tier 1 (≥65%), Tier 2 (35% to <65%), and Tier 3 (<35%) candidates, respectively. Medications are ranked by selection percentage; ties share the same rank, and all medications with ranks ≤20 are displayed. Multiple selections were permitted. CI, confidence interval; CQ, clinical question; LAI, long-acting injectable; XR, extended release.

Rank	Drug (generic name)	n	%	Candidate medication selection, % (95% CI)	95% CI
				Tier 3 candidate <35% / Tier 2 candidate 35% to <65% / Tier 1 candidate ≥65% (0, 25, 50, 75, 100)	
1	Lurasidone	114	71.7		64.2–78.1
2	Lamotrigine	109	68.6		61.0–75.3
3	Quetiapine XR	107	67.3		59.7–74.1
4	Lithium carbonate	96	60.4		52.6–67.6
5	Aripiprazole	82	51.6		43.9–59.2
6	Quetiapine	73	45.9		38.4–53.7
7	Sodium valproate	68	42.8		35.3–50.5
8	Olanzapine	61	38.4		31.2–46.1
9	Brexpiprazole	53	33.3		26.5–41.0
10	Mirtazapine	50	31.4		24.7–39.0
11	Sertraline	38	23.9		17.9–31.1
12	Escitalopram	37	23.3		17.4–30.4
13	Vortioxetine	36	22.6		16.8–29.7
14	Venlafaxine	30	18.9		13.5–25.7
15	Duloxetine	22	13.8		9.3–20.1
16	Carbamazepine	21	13.2		8.8–19.3
17	Trazodone	19	11.9		7.8–17.9
18	Asenapine	11	6.9		3.9–12.0
18	Aripiprazole LAI (4-weekly)	11	6.9		3.9–12.0
20	Milnacipran	9	5.7		3.0–10.4

■ Tier 1 candidate (≥65%) ■ Tier 2 candidate (35% to <65%) □ Tier 3 candidate (<35%)

Supplementary Figure S11. Candidate medication selection for depressive episodes in older adults with bipolar disorder (CQ11).

Lurasidone, lamotrigine, and quetiapine XR met the descriptive Tier 1 selection threshold. Squares represent selection percentages, and horizontal lines indicate Wilson 95% confidence intervals. Black, gray, and white squares indicate Tier 1 (≥65%), Tier 2 (35% to <65%), and Tier 3 (<35%) candidates, respectively. Medications are ranked by selection percentage; ties share the same rank, and all medications with ranks ≤20 are displayed. Multiple selections were permitted. CI, confidence interval; CQ, clinical question; LAI, long-acting injectable; XR, extended release.

Rank	Drug (generic name)	n	%	Candidate medication selection, % (95% CI)	95% CI
				Tier 3 candidate <35% / Tier 2 candidate 35% to <65% / Tier 1 candidate ≥65%	
1	Quetiapine XR	119	74.8		67.6–80.9
2	Lithium carbonate	114	71.7		64.2–78.1
3	Lurasidone	112	70.4		62.9–77.0
4	Lamotrigine	105	66.0		58.4–72.9
5	Olanzapine	99	62.3		54.5–69.4
6	Sodium valproate	94	59.1		51.4–66.5
7	Quetiapine	88	55.3		47.6–62.9
8	Aripiprazole	68	42.8		35.3–50.5
9	Brexpiprazole	65	40.9		33.5–48.6
10	Mirtazapine	47	29.6		23.0–37.1
11	Escitalopram	38	23.9		17.9–31.1
12	Vortioxetine	37	23.3		17.4–30.4
13	Carbamazepine	35	22.0		16.3–29.1
14	Sertraline	28	17.6		12.5–24.3
15	Aripiprazole LAI (4-weekly)	25	15.7		10.9–22.2
16	Venlafaxine	24	15.1		10.4–21.5
17	Risperidone	21	13.2		8.8–19.3
18	Trazodone	19	11.9		7.8–17.9
19	Asenapine	16	10.1		6.3–15.7
20	Levomepromazine (oral)	15	9.4		5.8–15.0
20	Duloxetine	15	9.4		5.8–15.0

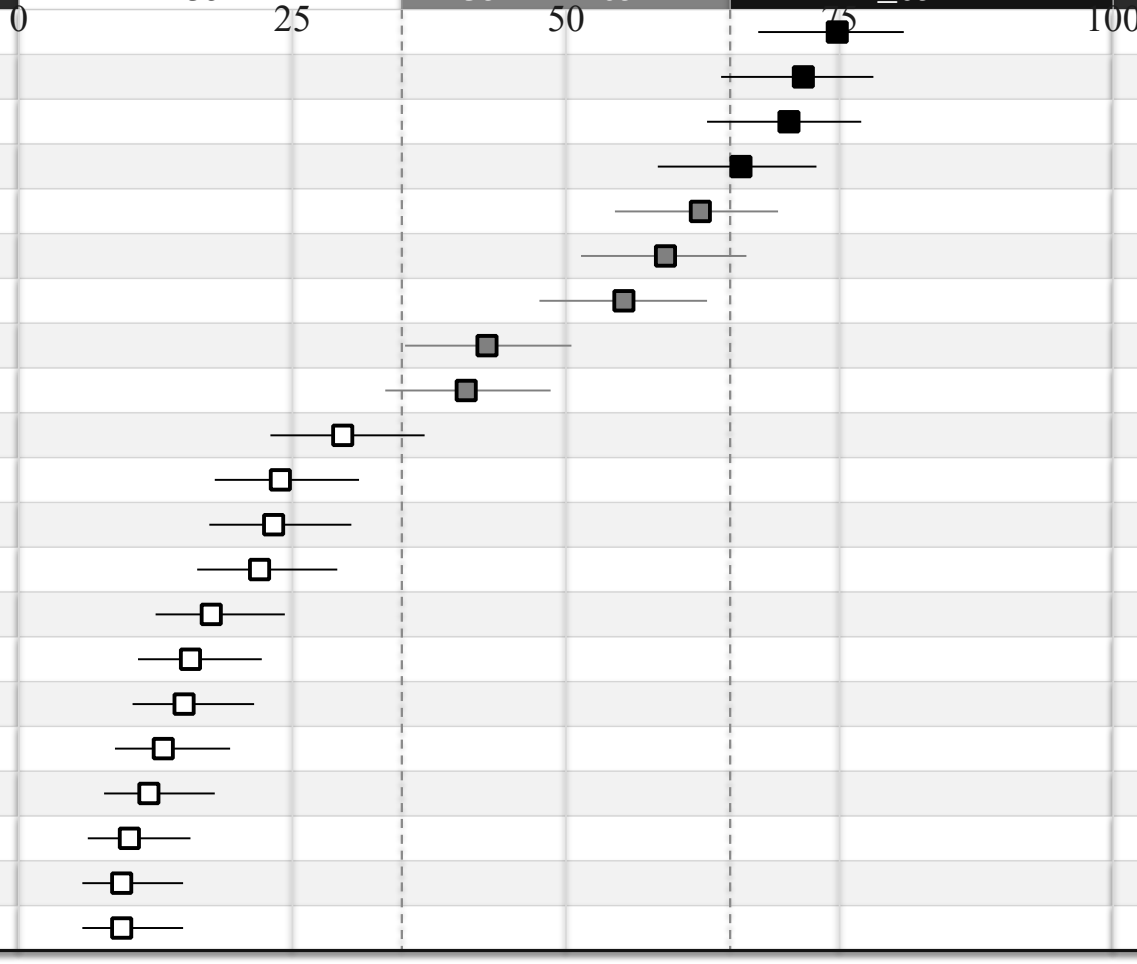

■ Tier 1 candidate (≥65%) ■ Tier 2 candidate (35% to <65%) □ Tier 3 candidate (<35%)

Supplementary Figure S12. Candidate medication selection for depressive episodes with anxious distress in patients with bipolar disorder (CQ12).

Quetiapine XR, lithium carbonate, lurasidone, and lamotrigine met the descriptive Tier 1 selection threshold. Squares represent selection percentages, and horizontal lines indicate Wilson 95% confidence intervals. Black, gray, and white squares indicate Tier 1 (≥65%), Tier 2 (35% to <65%), and Tier 3 (<35%) candidates, respectively. Medications are ranked by selection percentage; ties share the same rank, and all medications with ranks ≤20 are displayed. Multiple selections were permitted. CI, confidence interval; CQ, clinical question; LAI, long-acting injectable; XR, extended release.

Rank	Drug (generic name)	n	%	Candidate medication selection, % (95% CI)	95% CI
				Tier 3 candidate <35% / Tier 2 candidate 35% to <65% / Tier 1 candidate ≥65% (0, 25, 50, 75, 100)	
1	Sodium valproate	136	85.5		79.2–90.2
2	Lithium carbonate	128	80.5		73.7–85.9
3	Olanzapine	122	76.7		69.6–82.6
4	Aripiprazole	109	68.6		61.0–75.3
5	Quetiapine XR	104	65.4		57.7–72.4
6	Lurasidone	102	64.2		56.4–71.2
7	Quetiapine	88	55.3		47.6–62.9
8	Lamotrigine	81	50.9		43.2–58.6
9	Brexpiprazole	55	34.6		27.6–42.3
10	Risperidone	52	32.7		25.9–40.3
10	Carbamazepine	52	32.7		25.9–40.3
12	Aripiprazole LAI (4-weekly)	46	28.9		22.4–36.4
13	Mirtazapine	27	17.0		11.9–23.6
14	Asenapine	23	14.5		9.8–20.8
14	Olanzapine (intramuscular)	23	14.5		9.8–20.8
16	Levomepromazine (oral)	22	13.8		9.3–20.1
17	Vortioxetine	16	10.1		6.3–15.7
18	Zotepine	14	8.8		5.3–14.2
19	Trazodone	13	8.2		4.8–13.5
20	Escitalopram	12	7.5		4.4–12.7

■ Tier 1 candidate (≥65%) ■ Tier 2 candidate (35% to <65%) □ Tier 3 candidate (<35%)

Supplementary Figure S13. Candidate medication selection for depressive episodes with mixed features in patients with bipolar disorder (CQ13).

Sodium valproate, lithium carbonate, olanzapine, aripiprazole, and quetiapine XR met the descriptive Tier 1 selection threshold. Squares represent selection percentages, and horizontal lines indicate Wilson 95% confidence intervals. Black, gray, and white squares indicate Tier 1 (≥65%), Tier 2 (35% to <65%), and Tier 3 (<35%) candidates, respectively. Medications are ranked by selection percentage; ties share the same rank, and all medications with ranks ≤20 are displayed. Multiple selections were permitted. CI, confidence interval; CQ, clinical question; LAI, long-acting injectable; XR, extended release.

Rank	Drug (generic name)	n	%	Candidate medication selection, % (95% CI)	95% CI
				Tier 3 candidate <35% / Tier 2 candidate 35% to <65% / Tier 1 candidate ≥65%	
1	Sodium valproate	135	84.9		78.5–89.6
2	Lithium carbonate	122	76.7		69.6–82.6
3	Olanzapine	112	70.4		62.9–77.0
4	Aripiprazole	110	69.2		61.6–75.8
5	Quetiapine XR	95	59.7		52.0–67.1
6	Lurasidone	93	58.5		50.7–65.9
7	Lamotrigine	87	54.7		47.0–62.3
8	Quetiapine	83	52.2		44.5–59.8
9	Aripiprazole LAI (4-weekly)	61	38.4		31.2–46.1
10	Carbamazepine	50	31.4		24.7–39.0
11	Brexpiprazole	49	30.8		24.2–38.4
12	Risperidone	39	24.5		18.5–31.8
13	Olanzapine (intramuscular)	22	13.8		9.3–20.1
14	Asenapine	19	11.9		7.8–17.9
15	Levomepromazine (oral)	17	10.7		6.8–16.5
16	Mirtazapine	12	7.5		4.4–12.7
17	Haloperidol (intramuscular/intravenous)	9	5.7		3.0–10.4
17	Zotepine	9	5.7		3.0–10.4
17	Escitalopram	9	5.7		3.0–10.4
17	Vortioxetine	9	5.7		3.0–10.4

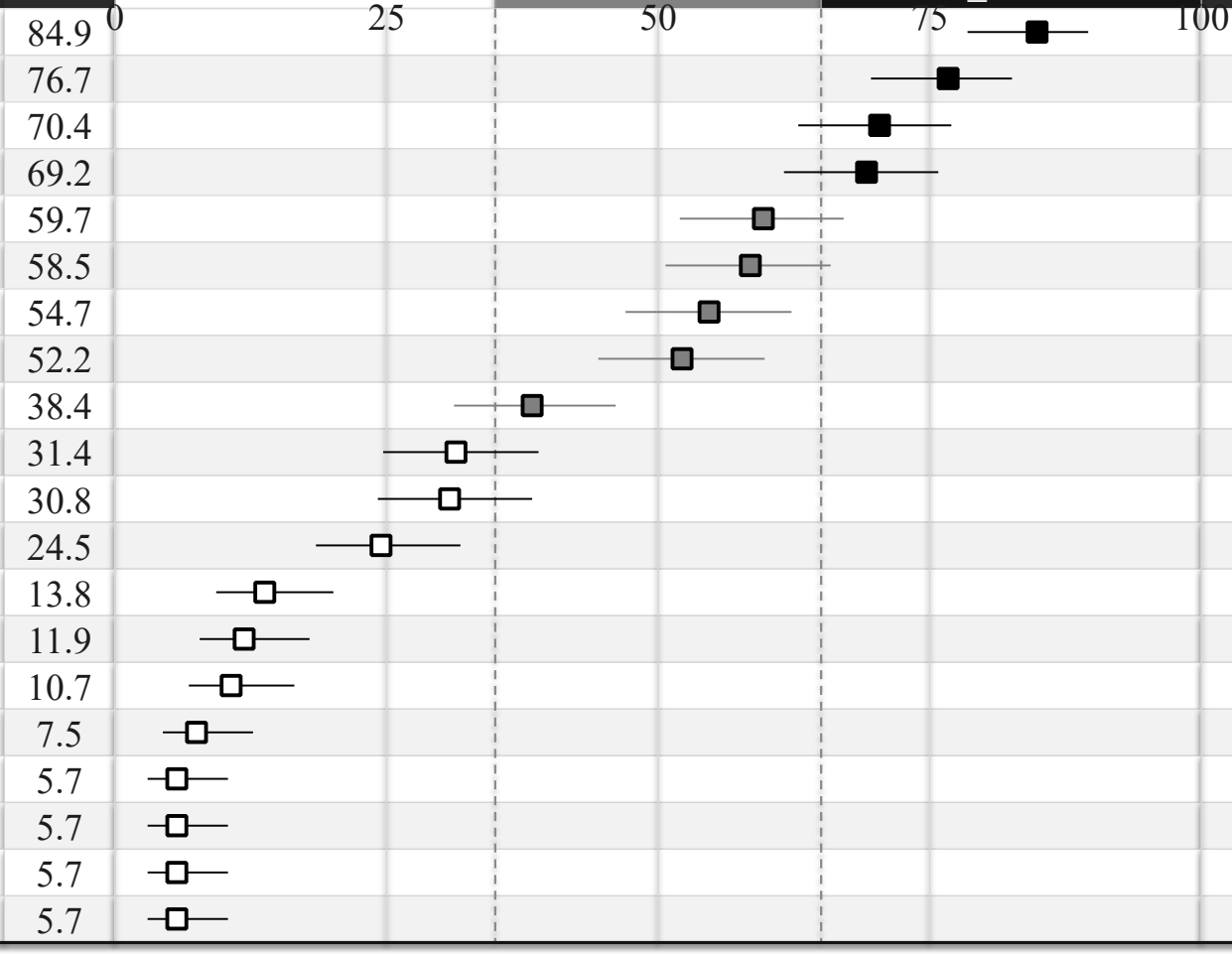

■ Tier 1 candidate (≥65%) ■ Tier 2 candidate (35% to <65%) □ Tier 3 candidate (<35%)

Supplementary Figure S14. Candidate medication selection for depressive episodes in patients with rapid-cycling bipolar disorder (CQ14).

Sodium valproate, lithium carbonate, olanzapine, and aripiprazole met the descriptive Tier 1 selection threshold. Squares represent selection percentages, and horizontal lines indicate Wilson 95% confidence intervals. Black, gray, and white squares indicate Tier 1 (≥65%), Tier 2 (35% to <65%), and Tier 3 (<35%) candidates, respectively. Medications are ranked by selection percentage; ties share the same rank, and all medications with ranks ≤20 are displayed. Multiple selections were permitted. CI, confidence interval; CQ, clinical question; LAI, long-acting injectable; XR, extended release.

Rank	Drug (generic name)	n	%	Candidate medication selection, % (95% CI)	95% CI
				Tier 3 candidate <35% / Tier 2 candidate 35% to <65% / Tier 1 candidate ≥65%	
1	Lithium carbonate	150	94.3		89.6–97.0
2	Aripiprazole	131	82.4		75.7–87.5
3	Sodium valproate	128	80.5		73.7–85.9
4	Aripiprazole LAI (4-weekly)	103	64.8		57.1–71.8
5	Lamotrigine	85	53.5		45.7–61.0
6	Lurasidone	84	52.8		45.1–60.4
7	Olanzapine	78	49.1		41.4–56.8
8	Quetiapine XR	76	47.8		40.2–55.5
9	Quetiapine	59	37.1		30.0–44.8
10	Carbamazepine	55	34.6		27.6–42.3
11	Brexpiprazole	37	23.3		17.4–30.4
12	Risperidone	29	18.2		13.0–25.0
13	Asenapine	21	13.2		8.8–19.3
14	Paliperidone palmitate LAI (4-weekly)	14	8.8		5.3–14.2
15	Levomepromazine (oral)	10	6.3		3.5–11.2
16	Venlafaxine	8	5.0		2.6–9.6
16	Vortioxetine	8	5.0		2.6–9.6
16	Zotepine	8	5.0		2.6–9.6
19	Mirtazapine	7	4.4		2.1–8.8
19	Escitalopram	7	4.4		2.1–8.8
19	Olanzapine (intramuscular)	7	4.4		2.1–8.8

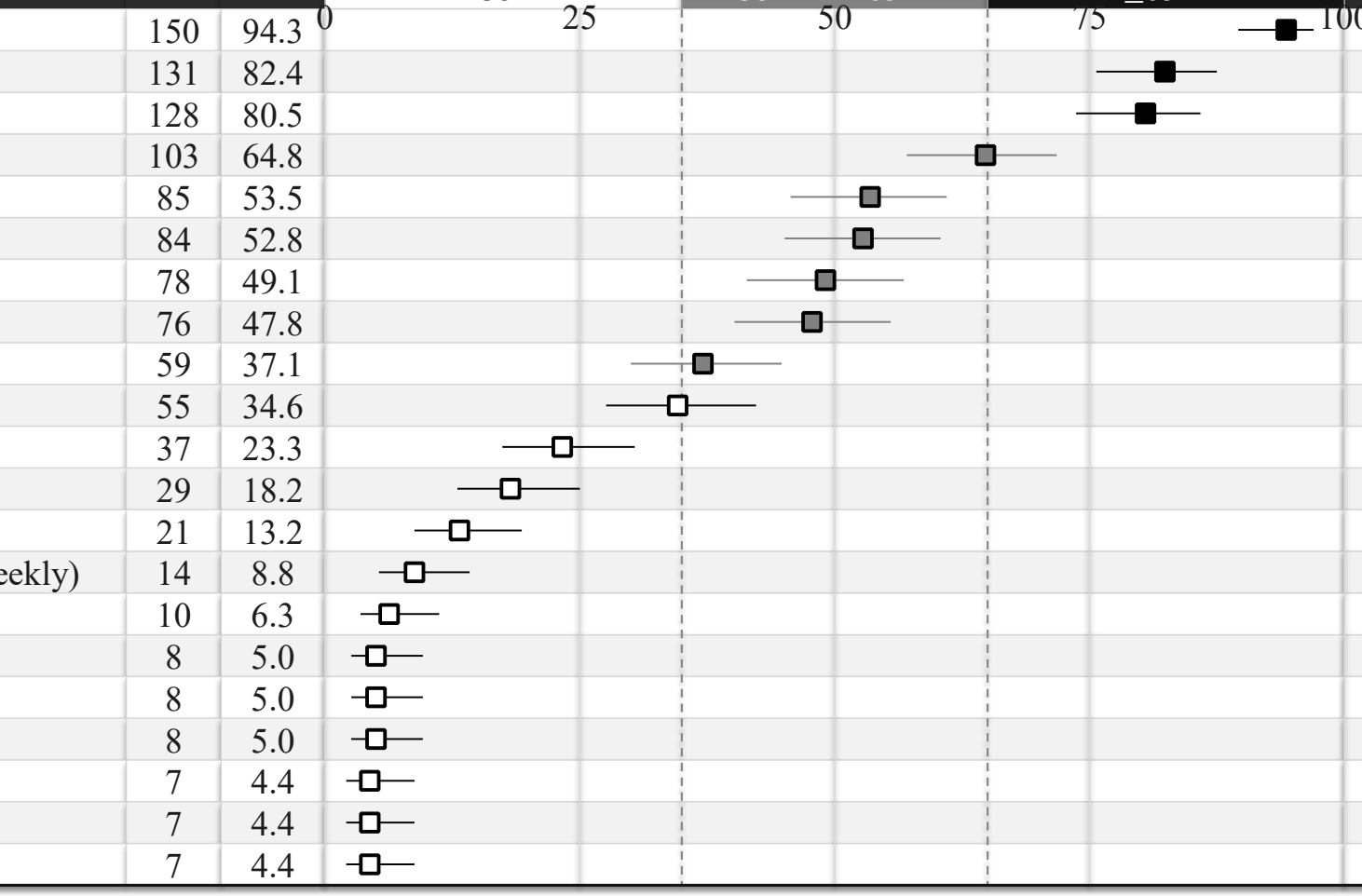

■ Tier 1 candidate (≥65%) ■ Tier 2 candidate (35% to <65%) □ Tier 3 candidate (<35%)

Supplementary Figure S15. Candidate medication selection for maintenance treatment in patients with bipolar I disorder (CQ15).

Lithium carbonate, aripiprazole, and sodium valproate met the descriptive Tier 1 selection threshold. Squares represent selection percentages, and horizontal lines indicate Wilson 95% confidence intervals. Black, gray, and white squares indicate Tier 1 (≥65%), Tier 2 (35% to <65%), and Tier 3 (<35%) candidates, respectively. Medications are ranked by selection percentage; ties share the same rank, and all medications with ranks ≤20 are displayed. Multiple selections were permitted. CI, confidence interval; CQ, clinical question; LAI, long-acting injectable; XR, extended release.

Rank	Drug (generic name)	n	%	Candidate medication selection, % (95% CI)	95% CI
				Tier 3 candidate <35% / Tier 2 candidate 35% to <65% / Tier 1 candidate ≥65% (0, 25, 50, 75, 100)	
1	Lithium carbonate	142	89.3		83.5–93.2
2	Aripiprazole	117	73.6		66.2–79.8
2	Sodium valproate	117	73.6		66.2–79.8
4	Lamotrigine	106	66.7		59.0–73.5
5	Lurasidone	101	63.5		55.8–70.6
6	Quetiapine XR	98	61.6		53.9–68.8
7	Quetiapine	76	47.8		40.2–55.5
8	Olanzapine	70	44.0		36.5–51.8
9	Aripiprazole LAI (4-weekly)	67	42.1		34.7–49.9
10	Brexpiprazole	50	31.4		24.7–39.0
11	Carbamazepine	44	27.7		21.3–35.1
12	Risperidone	22	13.8		9.3–20.1
12	Mirtazapine	22	13.8		9.3–20.1
14	Escitalopram	17	10.7		6.8–16.5
15	Vortioxetine	16	10.1		6.3–15.7
16	Asenapine	15	9.4		5.8–15.0
16	Venlafaxine	15	9.4		5.8–15.0
18	Sertraline	14	8.8		5.3–14.2
19	Paliperidone palmitate LAI (4-weekly)	10	6.3		3.5–11.2
19	Trazodone	10	6.3		3.5–11.2

■ Tier 1 candidate (≥65%) ■ Tier 2 candidate (35% to <65%) □ Tier 3 candidate (<35%)

Supplementary Figure S16. Candidate medication selection for maintenance treatment in patients with bipolar II disorder (CQ16).

Lithium carbonate, aripiprazole, sodium valproate, and lamotrigine met the descriptive Tier 1 selection threshold. Squares represent selection percentages, and horizontal lines indicate Wilson 95% confidence intervals. Black, gray, and white squares indicate Tier 1 (≥65%), Tier 2 (35% to <65%), and Tier 3 (<35%) candidates, respectively. Medications are ranked by selection percentage; ties share the same rank, and all medications with ranks ≤20 are displayed. Multiple selections were permitted. CI, confidence interval; CQ, clinical question; LAI, long-acting injectable; XR, extended release.

Rank	Drug (generic name)	n	%	Candidate medication selection, % (95% CI)	95% CI
				Tier 3 candidate <35% / Tier 2 candidate 35% to <65% / Tier 1 candidate ≥65%	
1	Sodium valproate	133	83.6		77.1–88.6
2	Lithium carbonate	130	81.8		75.0–87.0
3	Aripiprazole	124	78.0		70.9–83.7
4	Olanzapine	94	59.1		51.4–66.5
5	Quetiapine XR	88	55.3		47.6–62.9
6	Aripiprazole LAI (4-weekly)	87	54.7		47.0–62.3
7	Lamotrigine	85	53.5		45.7–61.0
8	Lurasidone	84	52.8		45.1–60.4
9	Quetiapine	76	47.8		40.2–55.5
10	Carbamazepine	53	33.3		26.5–41.0
11	Brexpiprazole	44	27.7		21.3–35.1
12	Risperidone	40	25.2		19.1–32.4
13	Asenapine	17	10.7		6.8–16.5
14	Paliperidone palmitate LAI (4-weekly)	14	8.8		5.3–14.2
15	Mirtazapine	12	7.5		4.4–12.7
16	Levomepromazine (oral)	9	5.7		3.0–10.4
17	Venlafaxine	8	5.0		2.6–9.6
18	Olanzapine (intramuscular)	7	4.4		2.1–8.8
18	Paliperidone	7	4.4		2.1–8.8
18	Trazodone	7	4.4		2.1–8.8
18	Vortioxetine	7	4.4		2.1–8.8

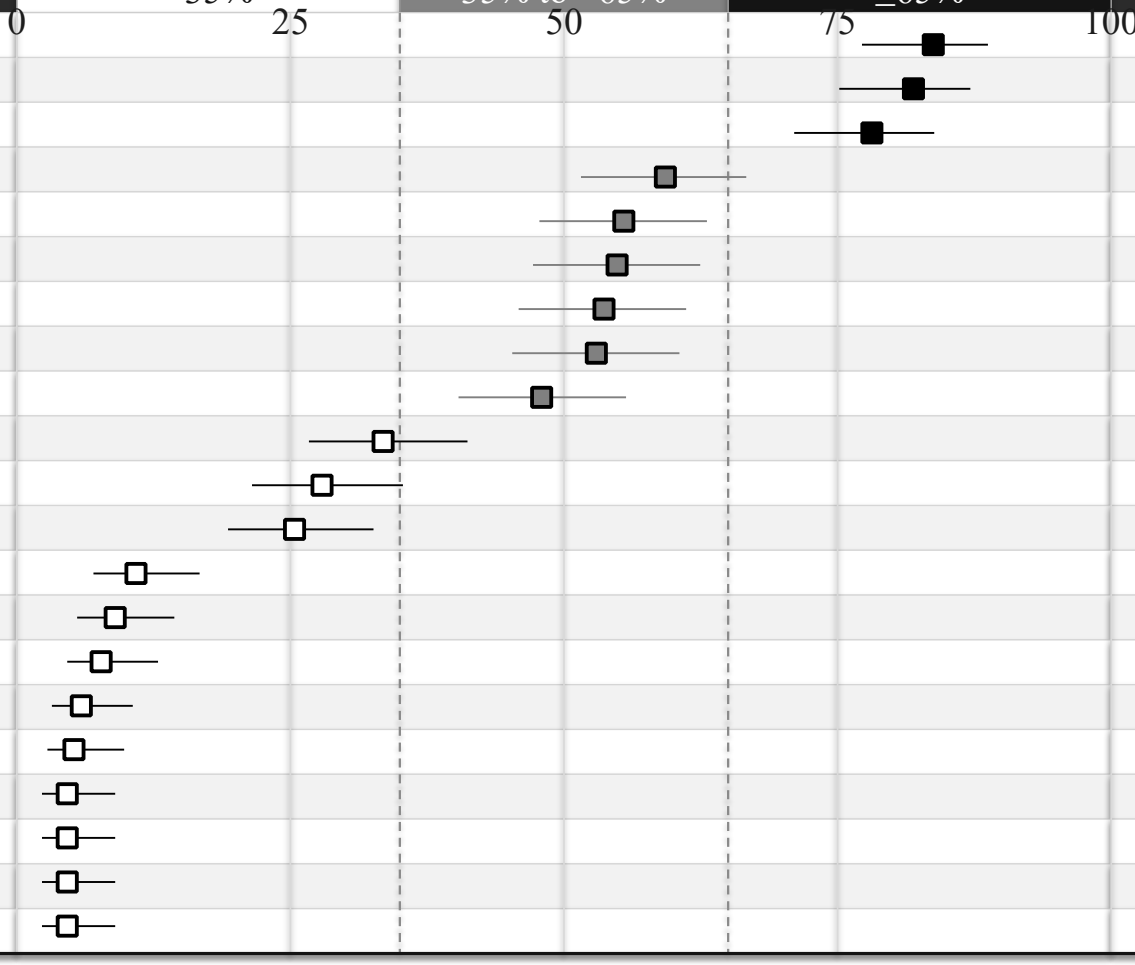

■ Tier 1 candidate (≥65%) ■ Tier 2 candidate (35% to <65%) □ Tier 3 candidate (<35%)

Supplementary Figure S17. Candidate medication selection for maintenance treatment in patients with rapid-cycling bipolar disorder (CQ17).

Sodium valproate, lithium carbonate, and aripiprazole met the descriptive Tier 1 selection threshold. Squares represent selection percentages, and horizontal lines indicate Wilson 95% confidence intervals. Black, gray, and white squares indicate Tier 1 (≥65%), Tier 2 (35% to <65%), and Tier 3 (<35%) candidates, respectively. Medications are ranked by selection percentage; ties share the same rank, and all medications with ranks ≤20 are displayed. Multiple selections were permitted. CI, confidence interval; CQ, clinical question; LAI, long-acting injectable; XR, extended release.