Figure 1

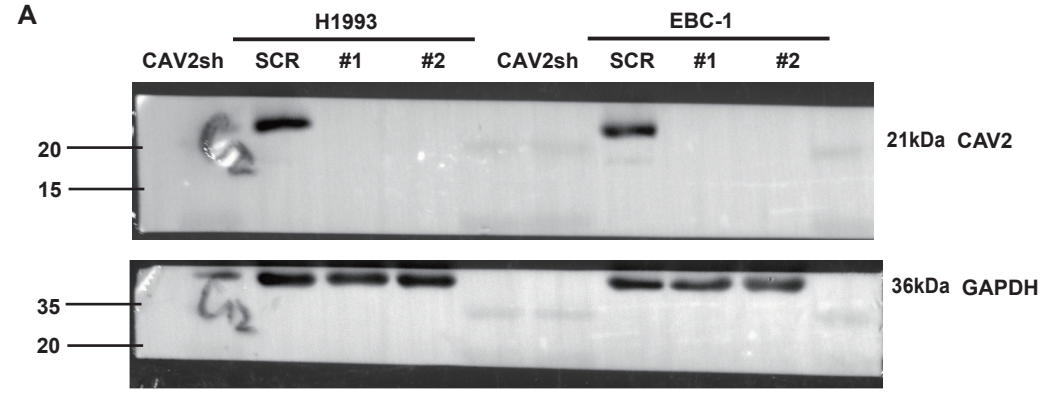
A
H1993
EBC-1
CAV2sh
SCR
#1
#2
CAV2sh
SCR
#1
#2
20
15
21kDa CAV2
35
20
36kDa GAPDH

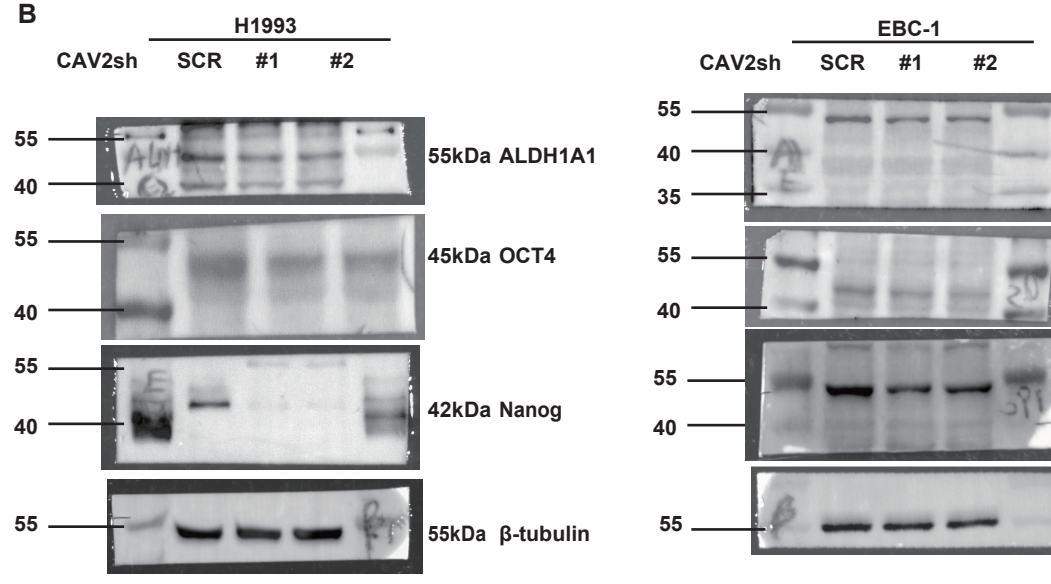
B
H1993
CAV2sh
SCR
#1
#2
55
40
55kDa ALDH1A1
55
40
45kDa OCT4
55
40
42kDa Nanog
55
55kDa β-tubulin
EBC-1
CAV2sh
SCR
#1
#2
55
40
35
55
40
55
40
55

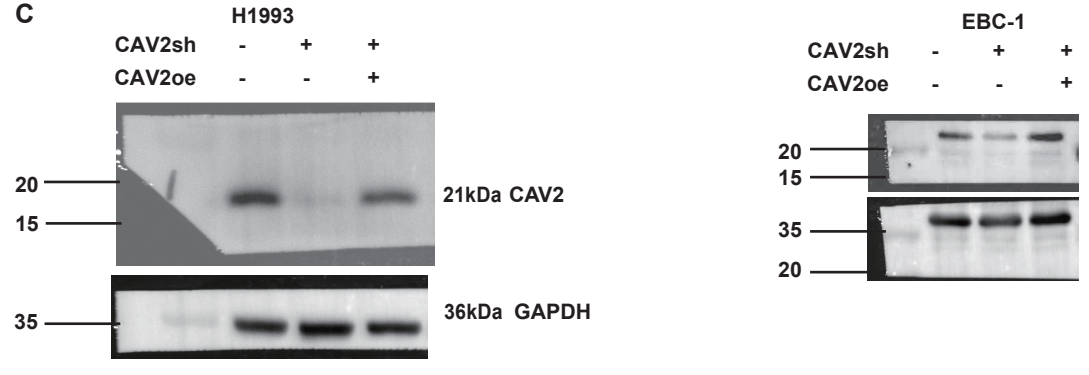
C
H1993
CAV2sh - + +
CAV2oe - - +
20
15
21kDa CAV2
35
36kDa GAPDH
EBC-1
CAV2sh - + +
CAV2oe - - +
20
15
35
20

Figure 2

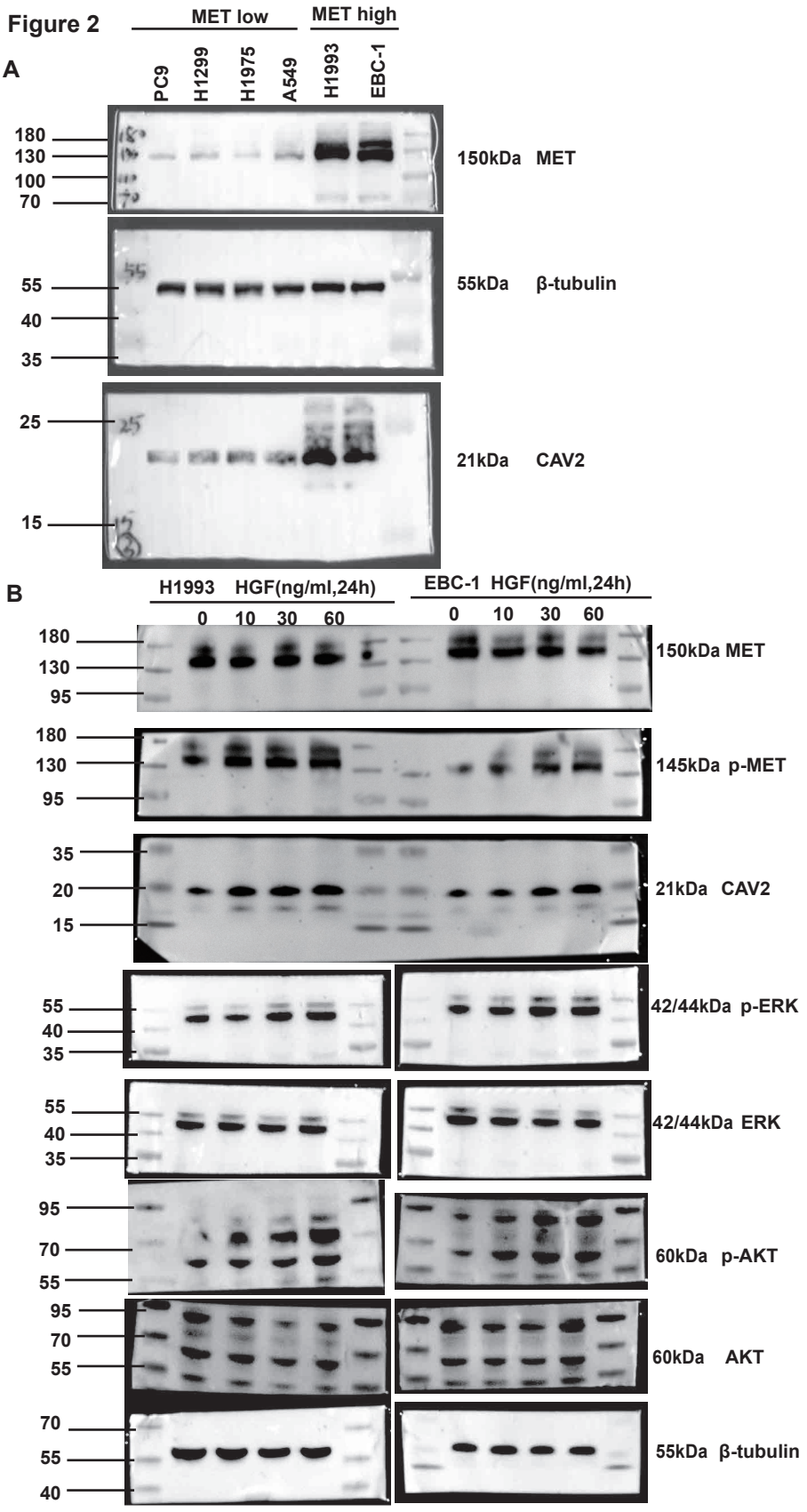
MET low
MET high
A
PC9
H1299
H1975
A549
H1993
EBC-1
180
130
100
70
150kDa MET
55
40
35
55kDa β-tubulin
25
15
21kDa CAV2
B
H1993 HGF(ng/ml,24h)
0 10 30 60
EBC-1 HGF(ng/ml,24h)
0 10 30 60
180
130
95
150kDa MET
180
130
95
145kDa p-MET
35
20
15
21kDa CAV2
55
40
35
42/44kDa p-ERK
55
40
35
42/44kDa ERK
95
70
55
60kDa p-AKT
95
70
55
60kDa AKT
70
55
40
55kDa β-tubulin

Figure 3

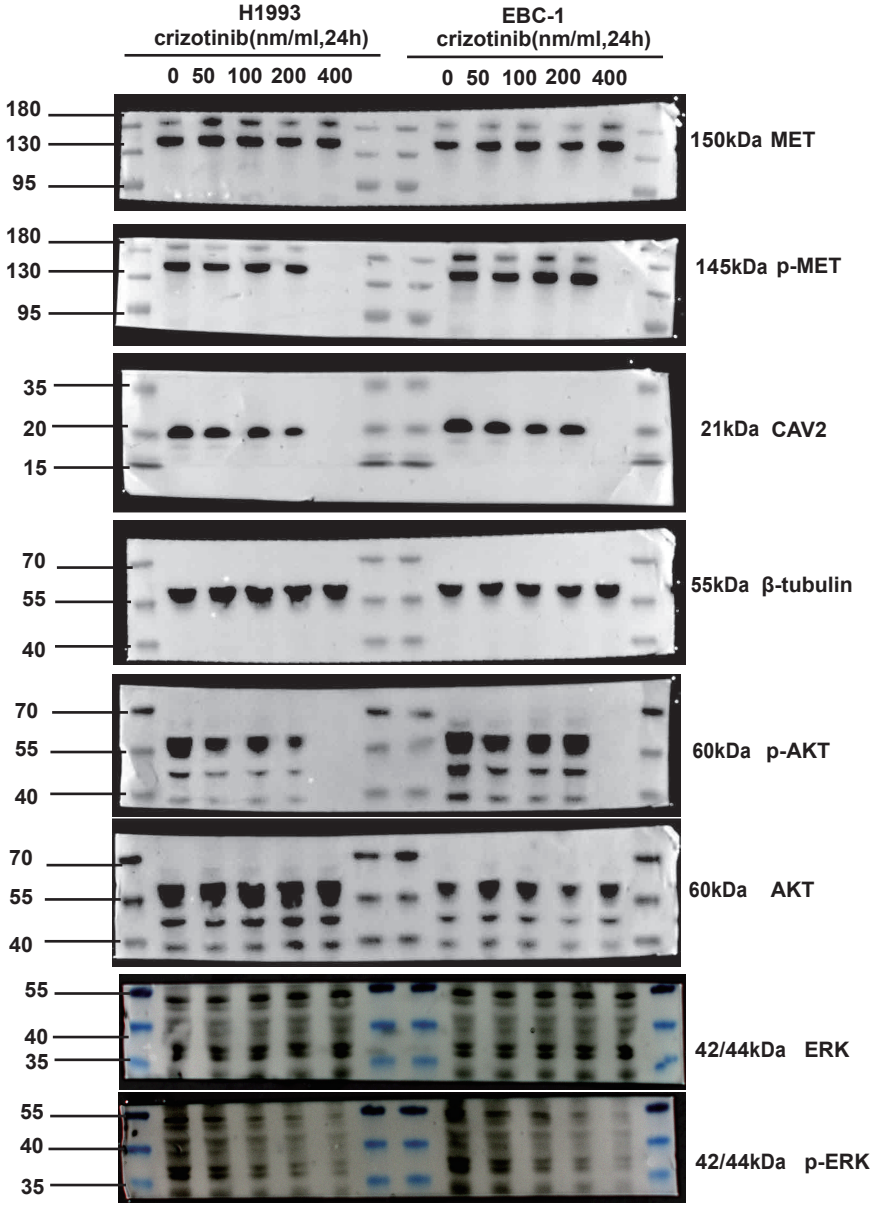
H1993
crizotinib(nm/ml,24h)
0 50 100 200 400
EBC-1
crizotinib(nm/ml,24h)
0 50 100 200 400
180
130
95
150kDa MET
180
130
95
145kDa p-MET
35
20
15
21kDa CAV2
70
55
40
55kDa β-tubulin
70
55
40
60kDa p-AKT
70
55
40
60kDa AKT
55
40
35
42/44kDa ERK
55
40
35
42/44kDa p-ERK

Figure 4

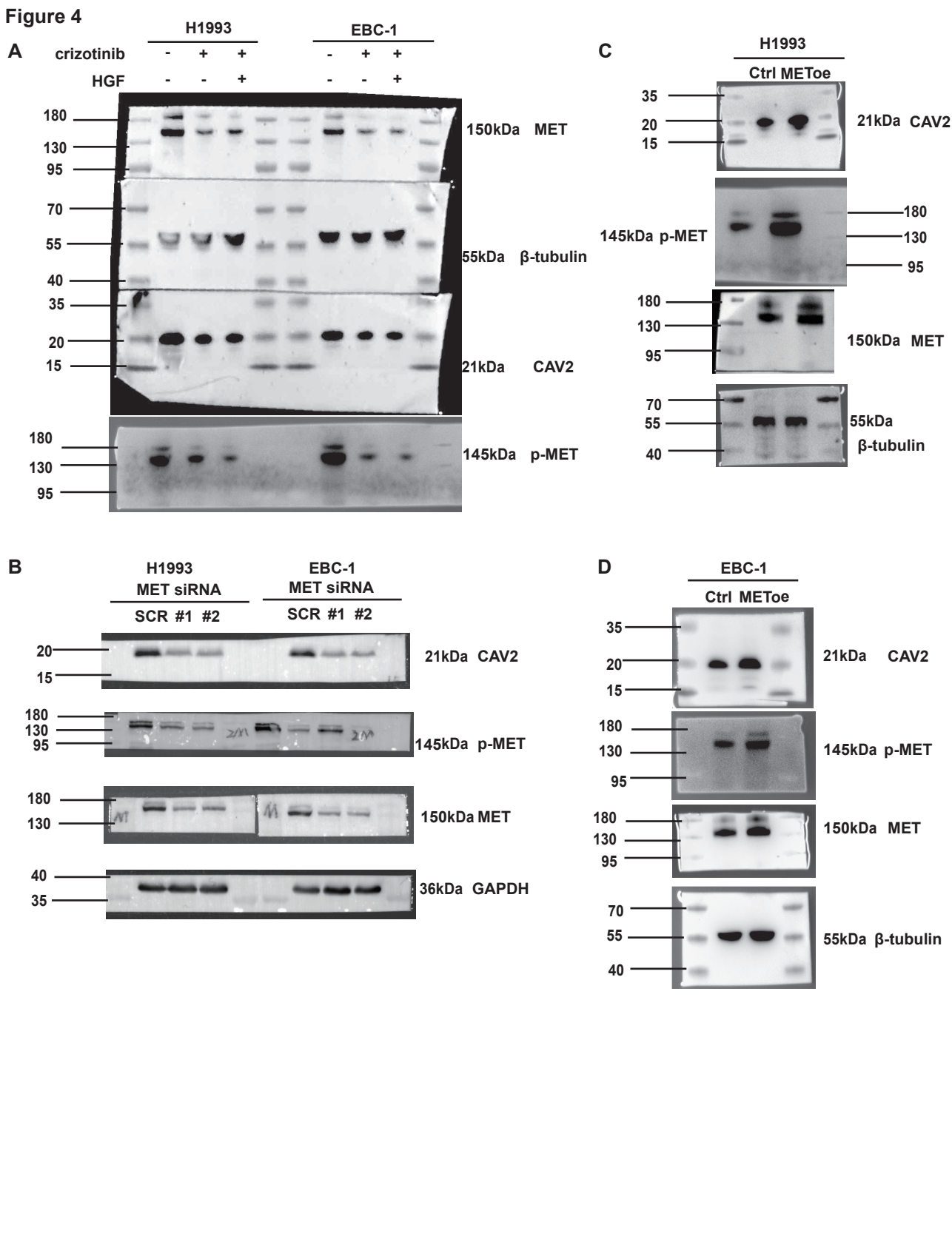
A
H1993
EBC-1
crizotinib - + + - + +
HGF - - + - - +
180
130
95
70
55
40
35
20
15
150kDa MET
55kDa β-tubulin
21kDa CAV2
180
130
95
145kDa p-MET
B
H1993
MET siRNA
SCR #1 #2
EBC-1
MET siRNA
SCR #1 #2
20
15
21kDa CAV2
180
130
95
145kDa p-MET
180
130
150kDa MET
40
35
36kDa GAPDH
C
H1993
Ctrl METoe
35
20
15
21kDa CAV2
145kDa p-MET
180
130
95
180
130
95
150kDa MET
70
55
40
55kDa
β-tubulin
D
EBC-1
Ctrl METoe
35
20
15
21kDa CAV2
180
130
95
145kDa p-MET
180
130
95
150kDa MET
70
55
40
55kDa β-tubulin

Figure 5

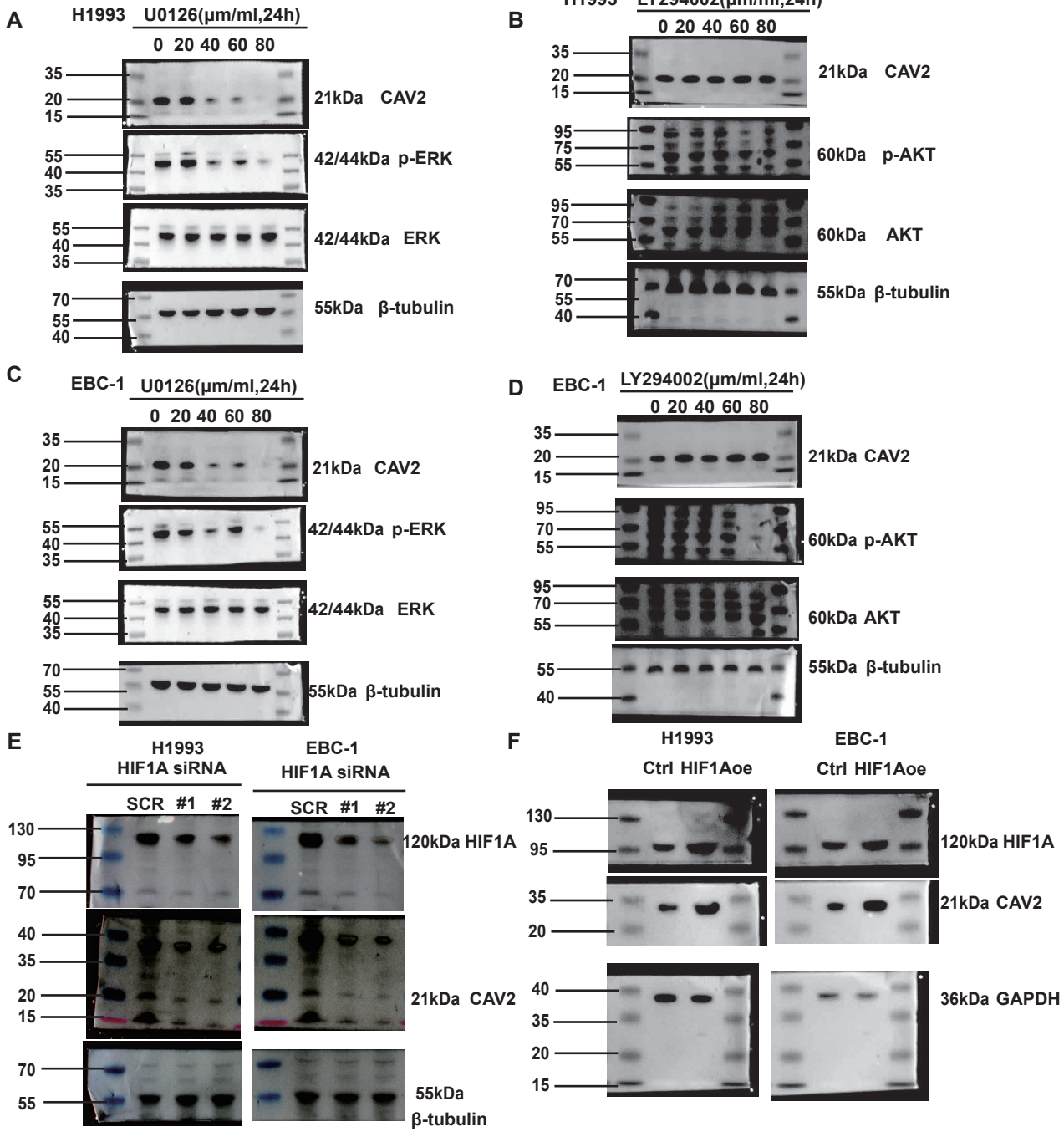
A
H1993 U0126(μm/ml,24h)
0 20 40 60 80
35
20
15
21kDa CAV2
55
40
35
42/44kDa p-ERK
55
40
35
42/44kDa ERK
70
55
40
55kDa β-tubulin
B
H1993 LY294002(μm/ml,24h)
0 20 40 60 80
35
20
15
21kDa CAV2
95
75
55
60kDa p-AKT
95
70
55
60kDa AKT
70
55
40
55kDa β-tubulin
C
EBC-1 U0126(μm/ml,24h)
0 20 40 60 80
35
20
15
21kDa CAV2
55
40
35
42/44kDa p-ERK
55
40
35
42/44kDa ERK
70
55
40
55kDa β-tubulin
D
EBC-1 LY294002(μm/ml,24h)
0 20 40 60 80
35
20
15
21kDa CAV2
95
70
55
60kDa p-AKT
95
70
55
60kDa AKT
55
40
55kDa β-tubulin
E
H1993
HIF1A siRNA
SCR #1 #2
EBC-1
HIF1A siRNA
SCR #1 #2
130
95
70
120kDa HIF1A
40
35
20
15
21kDa CAV2
70
55
55kDa
β-tubulin
F
H1993
Ctrl HIF1Aoe
EBC-1
Ctrl HIF1Aoe
130
95
120kDa HIF1A
35
20
21kDa CAV2
40
35
20
15
36kDa GAPDH

Figure 6

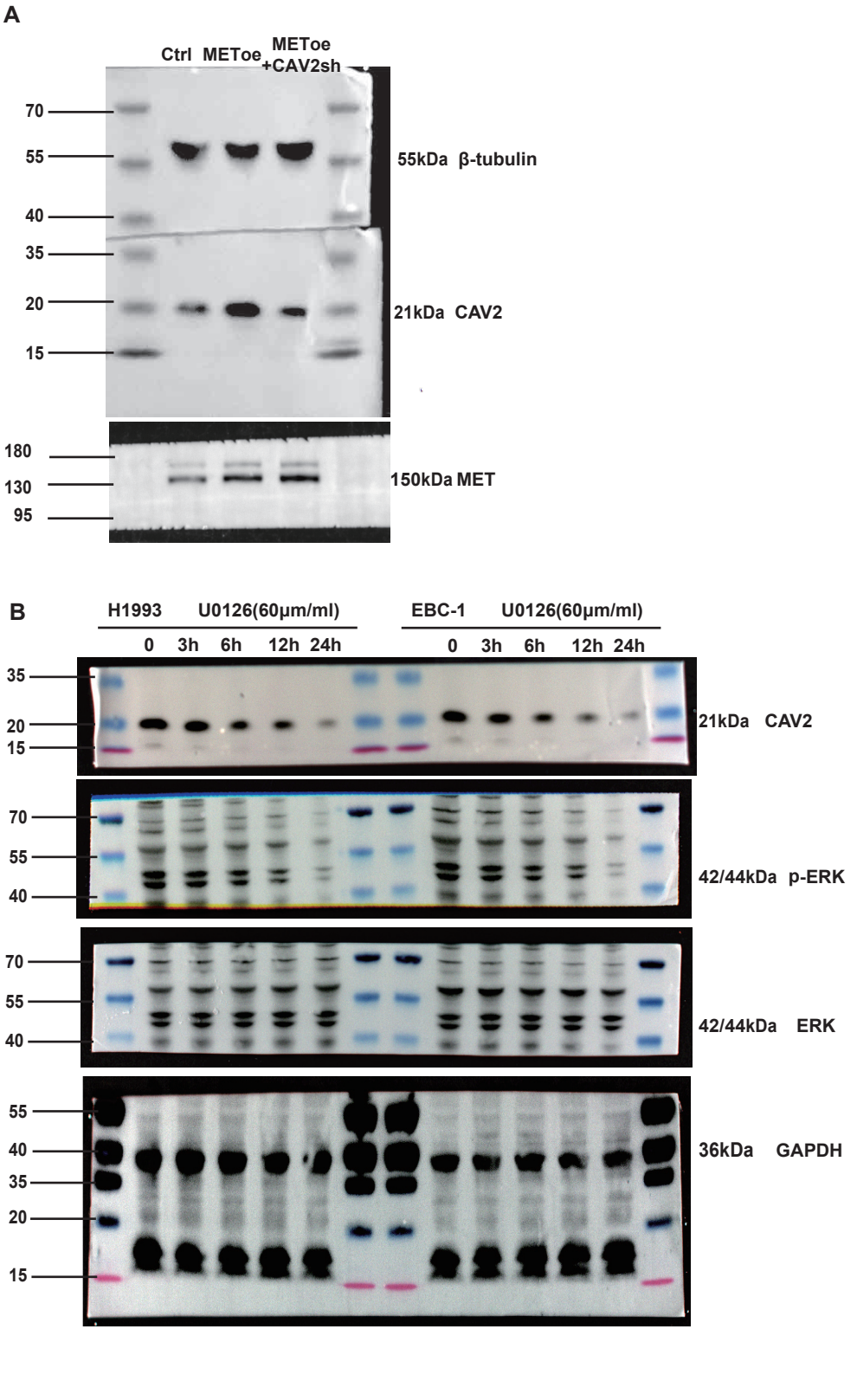
A
Ctrl
METoe
METoe +CAV2sh
70
55
40
35
20
15
55kDa β-tubulin
21kDa CAV2
180
130
95
150kDa MET
B
H1993
U0126(60μm/ml)
0 3h 6h 12h 24h
EBC-1
U0126(60μm/ml)
0 3h 6h 12h 24h
35
20
15
21kDa CAV2
70
55
40
42/44kDa p-ERK
42/44kDa ERK
55
40
35
20
15
36kDa GAPDH

Figure 7

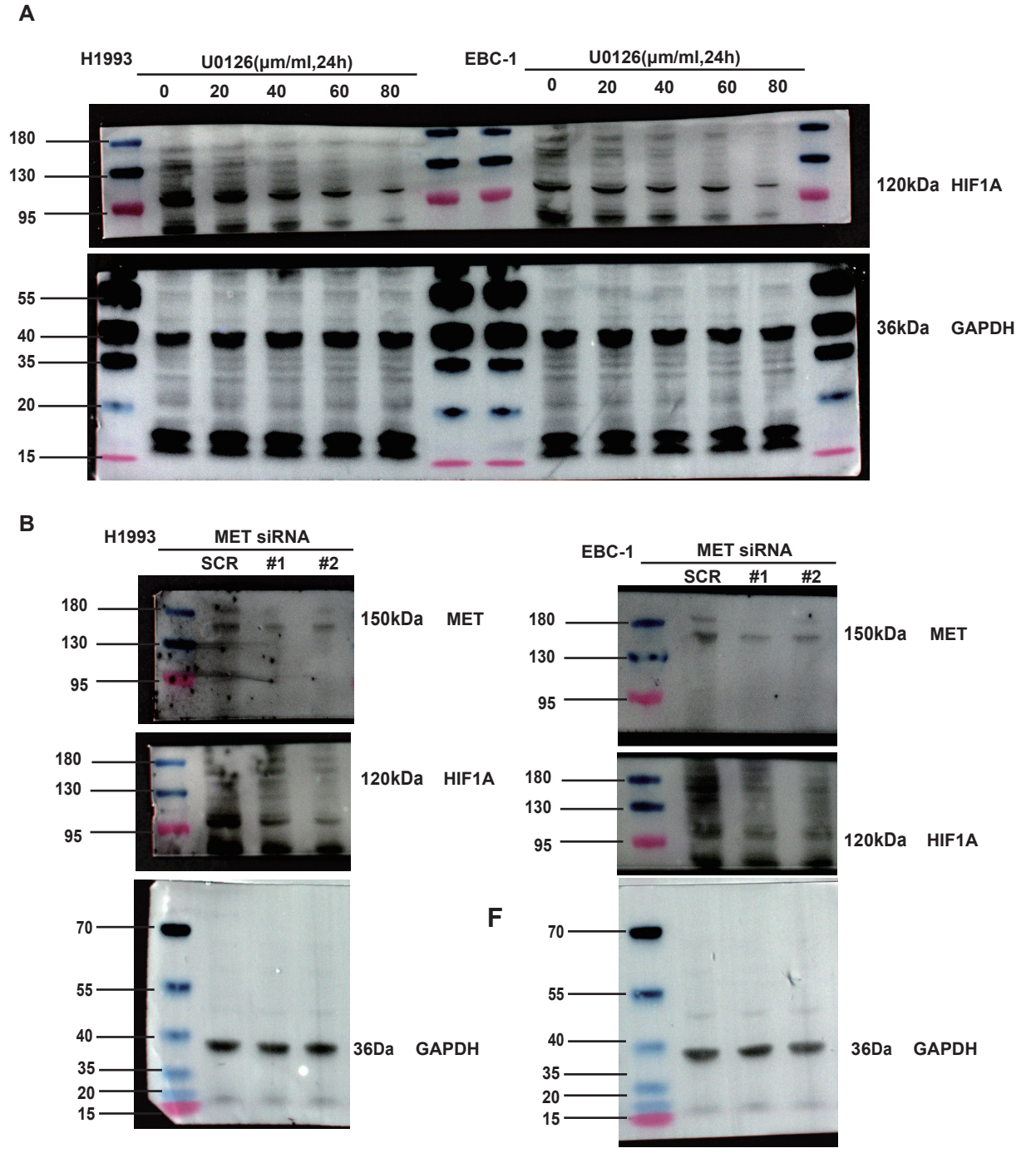
A
H1993
U0126(μm/ml,24h)
0 20 40 60 80
EBC-1
U0126(μm/ml,24h)
0 20 40 60 80
180
130
95
120kDa HIF1A
55
40
35
20
15
36kDa GAPDH
B
H1993
MET siRNA
SCR #1 #2
180
130
95
150kDa MET
180
130
95
120kDa HIF1A
70
55
40
35
20
15
36Da GAPDH
EBC-1
MET siRNA
SCR #1 #2
180
130
95
150kDa MET
180
130
95
120kDa HIF1A
F
70
55
40
35
20
15
36Da GAPDH